



SALVAGE TITLE

NON-REPAIRABLE VEHICLE

CERTIFICATE

GUIDE

Revised October 2010

TABLE OF CONTENTS

PREFACEii

SECTION I - GENERAL INFORMATION

Guidelines 1
Vehicle Identification Number Information..... 2
Importance of Accuracy..... 3
Notaries Public 4
Attempt to Contact..... 5

SECTION II - SALVAGE TITLE

Salvage Title 1
Salvage Title Certificate 2
Application for Salvage Title or Non-Repairable Vehicle Certificate (VP213)..... 8
Instruction for Completing Form VP213 9
Form VP213 11
Insurance Company Affidavit Without Endorsed Title (VP236) 12
Instructions for Completing Form VP236..... 13
Form VP236 14
Out of State Salvage Certificates/Titles..... 15
Retention of Salvage Vehicles 15
Authorization for Vehicle Restoration (VP209) 16
Form VP209 17
Certificate of Inspection/Affidavit of Vehicle Construction (VP64) 18
Instruction for Completing Form VP64 20
Form VP64 22
Certificate of Inspection/Affidavit of Motorcycle/Trimobile Construction (VP64M) 24
Instructions for Completing Form VP64M..... 25
Form VP64M 27
Certificate of Inspection and Affidavit of Trailer Construction (VP-223)..... 29
Instructions for Completing Form VP223..... 29
Form VP223 31

SECTION III - NON-REPAIRABLE VEHICLE CERTIFICATE

Non-Repairable Vehicle Certificate (VP-2NR)..... 1
Front of Non-Repairable Vehicle Certificate 2
Back of Non-Repairable Vehicle Certificate 3

SECTION IV - GLOSSARY

PREFACE

The Nevada Department of Motor Vehicles has prepared this guide to assist the industry when conducting business with the Department, specifically with the implementation of Assembly Bill 325 passed during the 2003 Legislative Session. It was created as an informational and instructional reference, and attention to the detailed information and examples will ensure proper completion of forms required to process Salvage Titles and Non-Repairable Vehicle Certificates.

Questions regarding issuance of a Salvage Title or Non-Repairable Vehicle Certificates may be directed to:

Attention: Salvage Unit
Department of Motor Vehicles
555 Wright Way
Carson City, NV 89711
(775) 684-4785
(775) 684-4493 (FAX)

www.dmvnv.com

SECTION I

GENERAL INFORMATION

GUIDELINES

- Always type or print in black or blue ink.
- Owner information must be recorded on registration and title documents exactly as it reads on the owner's driver's license.
- Ensure that the vehicle identification number (VIN), year, make, odometer readings and registered owner and legal owner information are consistent on all documents.
- Do not use correction fluid or correction tape.
- Do not alter any information on the documents.
- A release should be the same as it appears on title documents, i.e., Elizabeth should sign as Elizabeth.
- All documents must be originals, unless certified to be true copies of the original documents. However, ownership certificates/titles must always be the original.

VEHICLE IDENTIFICATION NUMBER INFORMATION

- Since 1954, American automobile manufacturers have used a Vehicle Identification Number (VIN) to identify and describe a vehicle.
- Since 1981, all manufacturers of vehicles sold in the United States are required to use a standardized 17-digit VIN structure.
- Variations exist in the location of a VIN and in the systems used for a VIN; they may vary by year of manufacture and between manufacturers.
- A VIN should always be verified by a physical inspection of the vehicle.
- VIN Schematic/Description

Position	Description
1-3	Manufacturer Identifier
4	Restraint System Type
5	Manufacturer Specification
6	Line, Series, Body Type
7-8	Engine Type
9	Check Digit
10	Model Year
11	Assembly Plant
12-17	Production Sequence Number

- 1st Character: Identifies the country in which the vehicle was manufactured, i.e., USA (1 or 4), Canada (2), Mexico (3), Japan (J), Korea (K), England (S), Germany (W), Italy (Z).
- 2nd Character: Identifies the manufacturer, i.e., Audi (A), BMW (B), Buick (4), Cadillac (6), Chevrolet (1), Chrysler (C), Dodge (B), Ford (F), GM Canada (7), General Motors (G), Honda (H), Jaguar (A), Lincoln (L), Mercedes Benz (D), Mercury (M), Nissan (N), Oldsmobile (3), Pontiac (2 or 5), Plymouth (P), Saturn (8), Toyota (T), VW (V), Volvo (V).
- 3rd Character: Identifies the vehicle type or manufacturing division.
- 4th to 8th Characters: Identifies vehicle features such as body style, engine type, model, series, etc.
- 9th Character: Identifies the VIN accuracy as a check digit.
- 10th Character: Identifies the model year, i.e., 1988 (J), 1989 (K), 1990 (L), 1991 (M), 1992 (N), 1993 (P), 1994 (R), 1995 (S), 1996 (T), 1997 (V), 1998 (W), 1999 (X), 2000 (Y), 2001 (1), 2002 (2), 2003 (3).
- 11th Character: Identifies the assembly plant for the vehicle.
- 12th to 17th Characters: Identifies the sequence of the vehicle for production as it rolled off of the manufacturer's assembly line.

IMPORTANCE OF ACCURACY

The Department of Motor Vehicles uses the VIN as the primary identifier for entry and retrieval of records. It is therefore critical that all documents are completed using the correct VIN.

TO AVOID ERRORS:

- Ensure the entire VIN is used at all times.
- Ensure the VIN is entered or recorded accurately. It is best to use block letters.
- If the VIN is handwritten, try to avoid the following most common errors:

<u>LETTER</u>	<u>MAY BE MISTAKEN FOR</u>
B	13 or 8
D	0
G	6 or C
J	T or I or 5
R	K
S	5
Y	4 or H
Z	2 or a 7 on a line

“l” and “1” are often confused. The letter “l” is rarely used in a VIN.

The letter “O” is never used in a VIN, with the exception of VINs that are assigned by the States of Colorado (i.e., COLO123456) or Missouri (DR000000MO or DRMVB0000000000MO).

NOTARIES PUBLIC

- If a document must be notarized, the provisions of Nevada Revised Statutes (NRS) 240.010 through 240.150 must be followed.
- A notary public may not perform any act authorized by NRS 240.065 if he or she:
 1. Executed or is named in the instrument acknowledged or sworn to;
 2. Will receive directly from a transaction relating to the instrument any commission, fee, advantage, right, title or interest, property or other consideration in excess of the authorized fees; or
 3. Is related to the person whose signature is to be acknowledged or sworn to as a spouse, sibling, or lineal ancestor or descendant.

ATTEMPT TO CONTACT

If the Department of Motor Vehicles requires evidence of an “Attempt to Contact” an owner or lienholder of a vehicle, you must do the following:

- Write to the owner of record asking them to sign the enclosed documents (Bill of Sale, Application for Duplicate Title, etc., depending on the requirements) in front of a Notary or to contact you. **Caution:** Do not mail original documents that are in your possession; mail only photocopies of any documents.
- If you need a signature on an original document, and it is a secure document (i.e. Secure Power of Attorney, Title) a photocopy is not acceptable.
- Send the letter by “Certified Mail – Return Receipt Requested.” Keep the payment receipt, issued to you by the Post Office, with your records. Retain copies of everything you mail.
- If the letter is returned with a forwarding address filed with the U.S. Postal Service, resend the letter to the forwarding address by “Certified Mail – Return Receipt Requested.”
- If the letter is returned to you as “Undeliverable,” do not open it.
- If you receive a signed Post Office Receipt showing the letter was received and fifteen days have passed since the date of receipt, bring all documents for the vehicle, along with the returned letter or the signed receipt, to the Department of Motor Vehicles. At that time, the Department should be able to assist you with the registration and titling of the vehicle.
- If the former owner(s) contact you and provide you with the necessary signatures, the receipt or returned letter is not needed.
- Prior to registering you may need to have a VIN inspection done on the vehicle.

SECTION II

SALVAGE TITLE

**SALVAGE TITLE
(FORM VP2S)
(AB325 2003 LEGISLATURE)**

The Department will issue a Salvage Title for a vehicle upon application to the:

- Owner of the vehicle;
- The person to whom the vehicle is titled;
- An insurance company that acquires the vehicle as a salvage vehicle; or
- A lienholder who acquires title to the vehicle.

If the Certificate of Title/Ownership is held by a lienholder, the registered owner must notify the lienholder within 10 days that the vehicle has become a salvage vehicle. The lienholder must, within 30 days of receiving the notice, forward the title and the *Application for Salvage Title or Non-Repairable Vehicle Certificate* (Form VP213) to the Department.

An *Application for Salvage Title or Non-Repairable Vehicle Certificate* and all accompanying documents will be returned to the applicant if they are not completed in full.

Salvage Title Fees:

- | | |
|---|---------|
| • Licensed Nevada Automobile Wrecker | No fee |
| • Out-of-State Automobile Wrecker | \$10.00 |
| • Licensed Nevada Salvage Pool | \$10.00 |
| • In-State or Out-of-State Insurance Companies | \$10.00 |
| • Out-of-State Vehicle Dealers (must be registered with a Salvage Pool) | \$10.00 |

Front of Salvage Title (Rev. 8/10)

STATE OF NEVADA
DEPARTMENT OF MOTOR VEHICLES

SALVAGE TITLE

VIN	YEAR	MAKE	MODEL	VEHICLE BODY	TITLE NUMBER
DATE ISSUED	ODOMETER MILES	FUEL TYPE	SALES TAX PD	EMPTY WT	GROSS WT
VEHICLE COLOR	ODOMETER BRAND	BRANDS			

OWNER(S) NAME AND ADDRESS

SAMPLE

LIENHOLDER NAME AND ADDRESS

LIENHOLDER RELEASE - INTEREST IN THE VEHICLE DESCRIBED ON THIS TITLE IS HEREBY RELEASED:

SIGNATURE OF AUTHORIZED AGENT DATE

PRINTED NAME OF AGENT AND COMPANY

FEDERAL AND STATE LAW REQUIRES THAT YOU STATE THE MILEAGE IN CONNECTION WITH THE TRANSFER OF OWNERSHIP. FAILURE TO COMPLETE OR PROVIDING A FALSE STATEMENT MAY RESULT IN FINES AND/OR IMPRISONMENT. The undersigned hereby certifies the vehicle described in this title has been transferred to the following buyer(s):

Printed Full Legal Name of Buyer _____ Nevada Driver's License Number or Identification Number AND OR

Printed Full Legal Name of Buyer _____ Nevada Driver's License Number or Identification Number _____

Address _____ City _____ State _____ Zip Code _____

I certify to the best of my knowledge the odometer reading is NO TENTHS the actual mileage of the vehicle unless one of the following statements is checked.

ODOMETER READING The mileage stated is in excess of its mechanical limits.
 The odometer reading is not the actual mileage. WARNING: ODOMETER DISCREPANCY.
 Exempt - Model year over 9 years old.

Signature of Seller(s)/Agent/Dealership _____ Printed Name of Seller(s)/Agent/Dealership _____

I am aware of the above odometer certification made by the seller/agent. Dealer's License Number _____ Date of Sale _____

Signature of Buyer _____ Printed Full Legal Name of Buyer _____

ACCORDING TO THE RECORDS OF THE DEPARTMENT OF MOTOR VEHICLES, THE PERSON NAMED HEREON IS THE OWNER OF THE VEHICLE DESCRIBED ABOVE, SUBJECT TO LIEN AS SHOWN.

VP-25 (Rev. 8/10) CONTROL NO. **S000000**
(THIS IS NOT A TITLE NO.)

STATE OF NEVADA

ALTERATION OR ERASURE VOIDS THIS TITLE

Back of Salvage Title (Rev. 8/10)

▶	FEDERAL AND STATE LAW REQUIRES THAT YOU STATE THE MILEAGE IN CONNECTION WITH THE TRANSFER OF OWNERSHIP. FAILURE TO COMPLETE OR PROVIDING A FALSE STATEMENT MAY RESULT IN FINES AND/OR IMPRISONMENT. The undersigned hereby certifies the vehicle described in this title has been transferred to the following buyer(s):			
FIRST REASSIGNMENT DEALER ONLY	Printed Full Legal Name of Buyer _____		Nevada Driver's License Number or Identification Number _____ <input type="checkbox"/> AND <input type="checkbox"/> OR	
	Printed Full Legal Name of Buyer _____		Nevada Driver's License Number or Identification Number _____	
	Address _____	City _____	State _____	Zip Code _____
	I certify to the best of my knowledge the odometer reading is the actual mileage of the vehicle unless one of the following statements is checked.			
	ODOMETER READING <input checked="" type="checkbox"/> NO <input type="checkbox"/> TENTHS		<input type="checkbox"/> The mileage stated is in excess of its mechanical limits. <input type="checkbox"/> The odometer reading is not the actual mileage. WARNING - ODOMETER DISCREPANCY <input type="checkbox"/> Exempt - Model year over 9 yrs. old.	
	Signature of Seller(s)/Agent/Dealership _____ I am aware of the above odometer certification made by the seller/agent. <input type="checkbox"/>		Printed Name of Seller(s)/Agent/Dealership _____ Dealer's License Number _____ Date of Sale _____	
Signature of Buyer _____		Printed Full Legal Name of Buyer _____		
▶	FEDERAL AND STATE LAW REQUIRES THAT YOU STATE THE MILEAGE IN CONNECTION WITH THE TRANSFER OF OWNERSHIP. FAILURE TO COMPLETE OR PROVIDING A FALSE STATEMENT MAY RESULT IN FINES AND/OR IMPRISONMENT. The undersigned hereby certifies the vehicle described in this title has been transferred to the following buyer(s):			
SECOND REASSIGNMENT DEALER ONLY	Printed Full Legal Name of Buyer _____		Nevada Driver's License Number or Identification Number _____ <input type="checkbox"/> AND <input type="checkbox"/> OR	
	Printed Full Legal Name of Buyer _____		Nevada Driver's License Number or Identification Number _____	
	Address _____	City _____	State _____	Zip Code _____
	I certify to the best of my knowledge the odometer reading is the actual mileage of the vehicle unless one of the following statements is checked.			
	ODOMETER READING <input checked="" type="checkbox"/> NO <input type="checkbox"/> TENTHS		<input type="checkbox"/> The mileage stated is in excess of its mechanical limits. <input type="checkbox"/> The odometer reading is not the actual mileage. WARNING - ODOMETER DISCREPANCY <input type="checkbox"/> Exempt - Model year over 9 yrs. old.	
	Signature of Seller(s)/Agent/Dealership _____ I am aware of the above odometer certification made by the seller/agent. <input type="checkbox"/>		Printed Name of Seller(s)/Agent/Dealership _____ Dealer's License Number _____ Date of Sale _____	
Signature of Buyer _____		Printed Full Legal Name of Buyer _____		
▶	FEDERAL AND STATE LAW REQUIRES THAT YOU STATE THE MILEAGE IN CONNECTION WITH THE TRANSFER OF OWNERSHIP. FAILURE TO COMPLETE OR PROVIDING A FALSE STATEMENT MAY RESULT IN FINES AND/OR IMPRISONMENT. The undersigned hereby certifies the vehicle described in this title has been transferred to the following buyer(s):			
THIRD REASSIGNMENT DEALER ONLY	Printed Full Legal Name of Buyer _____		Nevada Driver's License Number or Identification Number _____ <input type="checkbox"/> AND <input type="checkbox"/> OR	
	Printed Full Legal Name of Buyer _____		Nevada Driver's License Number or Identification Number _____	
	Address _____	City _____	State _____	Zip Code _____
	I certify to the best of my knowledge the odometer reading is the actual mileage of the vehicle unless one of the following statements is checked.			
	ODOMETER READING <input checked="" type="checkbox"/> NO <input type="checkbox"/> TENTHS		<input type="checkbox"/> The mileage stated is in excess of its mechanical limits. <input type="checkbox"/> The odometer reading is not the actual mileage. WARNING - ODOMETER DISCREPANCY <input type="checkbox"/> Exempt - Model year over 9 yrs. old.	
	Signature of Seller(s)/Agent/Dealership _____ I am aware of the above odometer certification made by the seller/agent. <input type="checkbox"/>		Printed Name of Seller(s)/Agent/Dealership _____ Dealer's License Number _____ Date of Sale _____	
Signature of Buyer _____		Printed Full Legal Name of Buyer _____		
LIEN	LIENHOLDER TO BE RECORDED			
	Printed Full Legal Name of Lienholder _____ (if no lienholder write "NONE")		FEIN _____	
	Address _____	Street _____	City _____	State _____ Zip Code _____

ALTERATION OR ERASURE VOIDS THIS TITLE

Front of Salvage Title January 2006

STATE OF NEVADA
DEPARTMENT OF MOTOR VEHICLES

SALVAGE TITLE

VIN	YEAR	MAKE	MODEL	VEHICLE BODY	TITLE NUMBER
DATE ISSUED	ODOMETER MILES	FUEL TYPE	SALES TAX PD	EMPTY WT	GROSS WT
VEHICLE COLOR	ODOMETER BRAND	BRANDS			

SAMPLE

OWNER(S) NAME AND ADDRESS

LIENHOLDER(S) NAME AND ADDRESS

LIENHOLDER(S) RELEASE – INTEREST IN THE VEHICLE DESCRIBED ON THIS TITLE IS HEREBY RELEASED:

SIGNATURE OF AUTHORIZED AGENT _____ **DATE** _____

PRINTED NAME OR COMPANY STAMP

FEDERAL AND STATE LAW REQUIRES THAT YOU STATE THE MILEAGE IN CONNECTION WITH THE TRANSFER OF OWNERSHIP. FAILURE TO COMPLETE OR PROVIDING A FALSE STATEMENT MAY RESULT IN FINES AND/OR IMPRISONMENT. The undersigned hereby certifies the vehicle described in this title has been transferred to the following buyer(s):

Printed Full Legal Name of Buyer _____ Nevada Driver's License Number or Identification Number _____ AND OR

Printed Full Legal Name of Buyer _____ Nevada Driver's License Number or Identification Number _____

Address _____ City _____ State _____ Zip Code _____

I certify to the best of my knowledge the odometer reading is the actual mileage of the vehicle unless one of the following statements is checked.

ODOMETER READING _____ **NO** **TENTHS** **The mileage stated is in excess of its mechanical limits.**
 The odometer reading is not the actual mileage. WARNING: ODOMETER DISCREPANCY. Exempt – Model year over 9 years old.

Signature of Seller(s)/Agent/Dealership _____ Printed Name of Seller(s)/Agent/Dealership _____

I am aware of the above odometer certification made by the seller/agent. Dealer's License Number _____ Date of Sale _____

Signature of Buyer _____ Printed Full Legal Name of Buyer _____

ACCORDING TO THE RECORDS OF THE DEPARTMENT OF MOTOR VEHICLES, THE PERSON NAMED HEREON IS THE OWNER OF THE VEHICLE DESCRIBED ABOVE, SUBJECT TO LIEN AS SHOWN.

RD-25 (Rev. 1/06) (THIS IS NOT A TITLE NO.)

S000000

ALTERATION OR ERASURE VOIDS THIS TITLE

Back of Salvage Title January 2006

▶	<p style="text-align: center;">FEDERAL AND STATE LAW REQUIRES THAT YOU STATE THE MILEAGE IN CONNECTION WITH THE TRANSFER OF OWNERSHIP. FAILURE TO COMPLETE OR PROVIDING A FALSE STATEMENT MAY RESULT IN FINES AND/OR IMPRISONMENT. The undersigned hereby certifies the vehicle described in this title has been transferred to the following buyer(s):</p>				
FIRST REASSIGNMENT DEALER ONLY	Printed Full Legal Name of Buyer _____		Nevada Driver's License Number or Identification Number _____ <input type="checkbox"/> AND		
	Printed Full Legal Name of Buyer _____		Nevada Driver's License Number or Identification Number _____ <input type="checkbox"/> OR		
	Address _____		City _____	State _____	Zip Code _____
	I certify to the best of my knowledge the odometer reading is the actual mileage of the vehicle unless one of the following statements is checked.				
	ODOMETER READING _____		<input type="checkbox"/> NO TENTHS <input type="checkbox"/> The mileage stated is in excess of its mechanical limits. <input type="checkbox"/> The odometer reading is not the actual mileage. WARNING - ODOMETER DISCREPANCY <input type="checkbox"/> Exempt - Model year over 9 yrs. old.		
	Signature of Seller(s)/Agent/Dealership _____		Printed Name of Seller(s)/Agent/Dealership _____		
I am aware of the above odometer certification made by the seller/agent. <input type="checkbox"/>		Dealer's License Number _____ Date of Sale _____			
Signature of Buyer _____		Printed Full Legal Name of Buyer _____			
▶	<p style="text-align: center;">FEDERAL AND STATE LAW REQUIRES THAT YOU STATE THE MILEAGE IN CONNECTION WITH THE TRANSFER OF OWNERSHIP. FAILURE TO COMPLETE OR PROVIDING A FALSE STATEMENT MAY RESULT IN FINES AND/OR IMPRISONMENT. The undersigned hereby certifies the vehicle described in this title has been transferred to the following buyer(s):</p>				
SECOND REASSIGNMENT DEALER ONLY	Printed Full Legal Name of Buyer _____		Nevada Driver's License Number or Identification Number _____ <input type="checkbox"/> AND		
	Printed Full Legal Name of Buyer _____		Nevada Driver's License Number or Identification Number _____ <input type="checkbox"/> OR		
	Address _____		City _____	State _____	Zip Code _____
	I certify to the best of my knowledge the odometer reading is the actual mileage of the vehicle unless one of the following statements is checked.				
	ODOMETER READING _____		<input type="checkbox"/> NO TENTHS <input type="checkbox"/> The mileage stated is in excess of its mechanical limits. <input type="checkbox"/> The odometer reading is not the actual mileage. WARNING - ODOMETER DISCREPANCY <input type="checkbox"/> Exempt - Model year over 9 yrs. old.		
	Signature of Seller(s)/Agent/Dealership _____		Printed Name of Seller(s)/Agent/Dealership _____		
I am aware of the above odometer certification made by the seller/agent. <input type="checkbox"/>		Dealer's License Number _____ Date of Sale _____			
Signature of Buyer _____		Printed Full Legal Name of Buyer _____			
▶	<p style="text-align: center;">FEDERAL AND STATE LAW REQUIRES THAT YOU STATE THE MILEAGE IN CONNECTION WITH THE TRANSFER OF OWNERSHIP. FAILURE TO COMPLETE OR PROVIDING A FALSE STATEMENT MAY RESULT IN FINES AND/OR IMPRISONMENT. The undersigned hereby certifies the vehicle described in this title has been transferred to the following buyer(s):</p>				
THIRD REASSIGNMENT DEALER ONLY	Printed Full Legal Name of Buyer _____		Nevada Driver's License Number or Identification Number _____ <input type="checkbox"/> AND		
	Printed Full Legal Name of Buyer _____		Nevada Driver's License Number or Identification Number _____ <input type="checkbox"/> OR		
	Address _____		City _____	State _____	Zip Code _____
	I certify to the best of my knowledge the odometer reading is the actual mileage of the vehicle unless one of the following statements is checked.				
	ODOMETER READING _____		<input type="checkbox"/> NO TENTHS <input type="checkbox"/> The mileage stated is in excess of its mechanical limits. <input type="checkbox"/> The odometer reading is not the actual mileage. WARNING - ODOMETER DISCREPANCY <input type="checkbox"/> Exempt - Model year over 9 yrs. old.		
	Signature of Seller(s)/Agent/Dealership _____		Printed Name of Seller(s)/Agent/Dealership _____		
I am aware of the above odometer certification made by the seller/agent. <input type="checkbox"/>		Dealer's License Number _____ Date of Sale _____			
Signature of Buyer _____		Printed Full Legal Name of Buyer _____			
LIEN	LIENHOLDER TO BE RECORDED				
	Printed Full Legal Name of Lienholder _____		FEIN _____		
Address _____ (if no lienholder write "NONE")					
Street _____		City _____	State _____	Zip Code _____	

ALTERATION OR ERASURE VOIDS THIS TITLE

Front of Salvage Title August 2003

STATE OF NEVADA DEPARTMENT OF MOTOR VEHICLES						
SALVAGE TITLE						
VIN	YEAR	MAKE	MODEL	VEHICLE BODY	TITLE NUMBER	
DATE ISSUED	ODOMETER MILES	FUEL TYPE	SALES TAX PD.	EMPTY WT.	GROSS WT.	GVWR
VEHICLE COLOR		ODOMETER BRAND		BRANDS		
OWNER(S) NAME AND ADDRESS						
<h1>SPECIMENS</h1>						
LIENHOLDER(S) NAME AND ADDRESS						
LIENHOLDER(S) RELEASE - INTEREST IN THE VEHICLE DESCRIBED ON THIS TITLE IS HEREBY RELEASED:						
SIGNATURE OF AUTHORIZED AGENT				DATE		
Printed Name						
FEDERAL AND STATE LAW REQUIRES THAT YOU STATE THE MILEAGE IN CONNECTION WITH THE TRANSFER OF OWNERSHIP. FAILURE TO COMPLETE OR PROVIDING A FALSE STATEMENT MAY RESULT IN FINES AND/OR IMPRISONMENT. The undersigned hereby certifies that the vehicle described in this title has been transferred to the following buyer(s):						
Printed Name of Buyer(s)						<input type="checkbox"/> AND <input type="checkbox"/> OR
Printed Name of Buyer(s)						
Address		City		State	Zip Code	
I certify to the best of my knowledge that the odometer reading is the actual mileage of the vehicle unless one of the following statements is checked:						
ODOMETER READING		NO TENTHS		<input type="checkbox"/> The mileage stated is in excess of its mechanical limits. Date of Sale _____		
				<input type="checkbox"/> The odometer reading is not the actual mileage. WARNING: ODOMETER DISCREPANCY.		
				<input type="checkbox"/> Exempt - Model year over 9 years old.		
Signature of Seller(s)				Printed Name of Seller(s)		
I am aware of the above odometer certification made by the seller/agent. <input type="checkbox"/>						
Signature of Buyer(s)				Printed Name of Buyer(s)		
ACCORDING TO THE RECORDS OF THE DEPARTMENT OF MOTOR VEHICLES, THE PERSON NAMED HEREON IS THE OWNER OF THE VEHICLE DESCRIBED ABOVE, SUBJECT TO LIEN(S) AS SHOWN.				CONTROL NO. S000001		
RD-2S (Rev. 8/03)				(THIS IS NOT A TITLE NO.)		
ALTERATION OR ERASURE VOIDS THIS TITLE						

**APPLICATION FOR SALVAGE TITLE OR
NON-REPAIRABLE VEHICLE CERTIFICATE
(FORM VP213)**

An *Application for Salvage Title or Non-Repairable Vehicle Certificate (Form VP213)* must be submitted with properly endorsed ownership documents, including an odometer disclosure.

Within two days after receipt in the Department's Carson City office, the Department will issue a Salvage Title for the vehicle. The Salvage Title will be mailed to the new owner/purchaser as documented on the outstanding title documents.

Before ownership interest in a salvage vehicle may be transferred the Department must issue a Salvage Title. The titled owner must forward the endorsed title with an *Application for Salvage Title or Non-Repairable Vehicle Certificate (Form VP213)* to the Department within 30 days after the vehicle becomes a salvage vehicle.

A Duplicate Salvage Title may be issued by completing an *Application for Salvage Title or Non-Repairable Vehicle Certificate (Form VP213)*, checking the transaction type box, indicating "Duplicate."

Requests for Salvage Titles must be made through:

Attention: Salvage Unit
Department of Motor Vehicles
555 Wright Way
Carson City, NV 89711
(775) 684-4785
(775) 684-4493 (FAX)

INSTRUCTIONS FOR COMPLETING FORM VP213

1. If the applicant is an Insurance Company, Licensed Nevada Business, Wrecker or Recycler, they must complete the first section of the form.
 - a. Printed legal name of business
 - b. Business license number or FEIN
 - c. Telephone Number
 - d. Current mailing address
2. If the applicant is an individual owner, they must complete the second section of the form.
 - a. Printed full legal name
 - b. Nevada Driver's license or Identification number
 - c. Telephone number
 - d. Current mailing address
3. The form must be signed by the registered owner or an authorized agent of the business.
4. Complete vehicle identification number, year and make.
5. When applying for a Salvage Title, indicate if the vehicle is a Total Loss Insurance Settlement, a Flood-Damaged Vehicle, or Salvage Only (Not Total Loss or Flood-Damaged). Salvage Only must be a licensed wrecker.
6. If applying for a duplicate Salvage Title or Non-Repairable Vehicle Certificate indicate by checking the box in front of Duplicate.
7. If applying for a Non-Repairable Vehicle certificate check the box in front of Non-Repairable Vehicle.

Attach evidence of ownership to the application. Evidence of ownership may include a:

- Certificate of title/ownership;
- Salvage Title;
- Lien Sale Affidavit;
- Statement of Facts;
- Insurance Company Affidavit without Endorsed Title; or
- Court Order.

All future Certificates of Title issued from a Salvage Title will be branded as "Rebuilt" after the vehicle has been inspected and determined to have met the requirements of a vehicle rebuilt from salvage.

Ownership interest in a salvage vehicle may not be transferred unless the Department has issued a Salvage Title.



555 Wright Way
 Carson City, NV 89711-0700
 Reno/Sparks/Carson City (775) 684-4DMV (4368)
 Las Vegas area (702) 486-4DMV (4368)
 Rural Nevada or Out of State (877) 368-7828
www.dmvnv.com

APPLICATION FOR SALVAGE TITLE OR NON-REPAIRABLE VEHICLE CERTIFICATE
NRS 487.480

PLEASE PRINT OR TYPE IN BLUE OR BLACK INK

Date of Application _____

(1) INSURANCE COMPANY, LICENSED NEVADA BUSINESS, WRECKER OR RECYCLER:

(a) Printed Name of Business _____

(b) Business License Number/FEIN _____ (c) Telephone No. (____) _____

(d) Current Mailing Address _____
Street Number or PO Box City State Zip Code

(2) INDIVIDUAL:

(a) Applicant Name _____
Last First MI

(b) Nevada Driver's License or ID Number _____ (c) Telephone No. (____) _____

(d) Current Mailing Address _____
Street Number or PO Box City State Zip Code

(3) Signature of Applicant: _____

The original, properly endorsed Certificate of Title, and/or other required documents, must be attached for the vehicle listed on this application.

(4) VIN _____ Year _____ Make _____

<p>(5) Insurance Company or Individual Owner: Please check <input checked="" type="checkbox"/> appropriate box</p> <p><input type="checkbox"/> Total Loss <input type="checkbox"/> Flood Damaged</p> <p>In compliance with NRS 487.800</p>	<p>Please check <input checked="" type="checkbox"/> if duplicate:</p> <p><input type="checkbox"/> Duplicate</p> <p>(6)</p>	<p>(5) Licensed Wrecker Only:</p> <p><input type="checkbox"/> Salvage</p> <p>In compliance with NRS 487.100</p>
<p>(7) <input type="checkbox"/> Non-Repairable Vehicle (No fee required for Non-Repairable Vehicle certificate) NOTE: A Non-Repairable Vehicle may only be processed as parts or scrap metal by a licensed automobile wrecker, dismantler, or recycler. State law prohibits a Non-Repairable Vehicle from being rebuilt, reconstructed, or restored for operating on the highways of Nevada.</p>		

Complete Vehicle Identification Number

NOTE: Please include a **\$10.00** Salvage Title fee for each Salvage Title requested. Licensed Nevada Automobile Wreckers are exempt from the Salvage Title fee. There is **NO** fee charged for a "Non-Repairable Vehicle Certificate".
 VP-213 (Rev 4/2010)

INSURANCE COMPANY AFFIDAVIT WITHOUT ENDORSED TITLE (Form VP236) NRS 487.800

An *Insurance Company Affidavit without Endorsed Title (Form VP236)* must be submitted to obtain a salvage title or non-repairable vehicle certificate when the legal owner does not forward a properly endorsed certificate of title, including an odometer disclosure within 30 days after the acceptance of the settlement.

30 days after the settlement has been accepted and if the properly endorsed certificate of title has not been received, the insurance company must attempt to contact the registered owner and lienholder, if lienholder exists. There must be at least two written attempts to each by certified mail, return receipt requested, or by use of a delivery service with a tracking system, to obtain the endorsed certificate of title.

- Send the letter by “Certified Mail – Return Receipt Requested.” Keep the payment receipt, issued to you by the Post Office, with your records. Retain copies of everything you mail.
- If the letter is returned with a forwarding address filed with the U.S. Postal Service, resend the letter to the forwarding address by “Certified Mail – Return Receipt Requested.”
- If the letter is returned to you as “Undeliverable,” do not open it.
- If you receive a signed Post Office Receipt showing the letter was received, keep the receipt. The receipts must be submitted to the Department of Motor Vehicles.

If the former owner(s) provide you with the properly endorsed ownership document, complete the *Application for Salvage Title or Non-Repairable Vehicle Certificate (VP213)*.

Prior to submitting the documents to the Department of Motor Vehicles, you must have a *Certificate of Inspection (VP15)* completed on the vehicle.

Within 180 days after the settlement has been accepted, submit an *Application for Salvage Title or Non-Repairable Vehicle Certificate (VP213)*, *Insurance Company Affidavit without Endorsed Title (VP236)*, *Certificate of Inspection (VP15)*, the written attempts to obtain the endorsed certificate of title, and appropriate fees to the Department of Motor Vehicles.

Important: To avoid additional documentation and delay, please ensure you meet the 180 day requirement as stated above.

Instructions to complete the Insurance Company Affidavit without Endorsed Title (Form VP236)

1. Enter the Vehicle Identification Number.
2. Enter the Year, Make, Model, and Body Type.
3. Enter the full name of the Insurance Company.
4. Enter the Nevada Business License Number or NAIC.
5. Enter the telephone number to the Insurance Company.
6. Enter the Insurance Company's current mailing address.
7. Enter the date the settlement was accepted.
8. Enter the date of the first mailing to the registered owner.
9. Enter the date of the second mailing to the registered owner.
10. Enter the full name the mailing was sent to.
11. Enter the mailing address used.
12. Enter the date of the first mailing to the legal (lienholder) owner.
13. Enter the date of the second mailing to the legal (lienholder) owner.
14. Enter the full name the mailing was sent to.
15. Enter the mailing address used.
16. Print the full legal name of the Insurance Company's authorized representative.
17. The Insurance Company's authorized representative enters their signature.
18. Enter the date the form was signed.



Carson City, NV 89711-0700
Reno/Sparks/Carson City (775) 684-4DMV (4368)
Las Vegas area (702) 486-4DMV (4368)
Rural Nevada or Out of State (877) 368-7828
www.dmvnv.com

INSURANCE COMPANY AFFIDAVIT WITHOUT ENDORSED TITLE
NRS 487.800

Please include \$10.00 Salvage Title fee for the Salvage Title. There is NO fee for a Non-Repairable Vehicle Certificate. Complete only when endorsed title has not been received within 30 days after settlement. This form must be submitted with a completed Application for Salvage Title or Non-Repairable Vehicle Certificate (VP-213), a completed VIN Inspection form (VP-15), and proof of mailings.

Please Print or Type

Vehicle Identification Number

(1) [15 empty boxes for VIN]

(2) Year _____ Make _____ Model _____ Body Type _____

(3) Insurance Company Name _____

(4) NV Business License Number _____ (5) Telephone _____

(6) Mailing Address _____
Address City State Zip Code

(7) The settlement for the vehicle listed below was accepted by the registered owner on _____ day of _____, _____.

Legal owner did not supply certificate of title within 30 days of settlement. Attached is proof of the two attempts to contact the legal owner (who holds the title), the application for salvage title or non-repairable vehicle certificate and the vehicle inspection certificate.

(8) The first mailing was sent to on _____ day of _____, _____.

(9) The second mailing was sent to on _____ day of _____, _____.

(10) Registered Owner _____
First Middle Last

(11) Mailing Address _____
Address City State Zip Code

(12) The first mailing was sent to on _____ day of _____, _____.

(13) The second mailing was sent to on _____ day of _____, _____.

(14) Legal Owner _____
First Middle Last

(15) Mailing Address _____
Address City State Zip Code

I hereby certify and affirm that all provisions of NRS 487.800 have been complied with, and make this affidavit for the purpose of satisfying the Nevada Department of Motor Vehicles that a Salvage Title or Non-Repairable Certificate for the described vehicle should be issued to in the name of the insurance company listed above upon the facts stated herein. I also hereby release, discharge and agree to hold harm-less the Nevada Department of Motor Vehicles of and from any and all liability to anyone whomsoever which may arise by reason of any contest of the validity of this vehicle transfer. I declare under penalty of perjury that the foregoing is true and correct.

(16) Authorized Representative Printed Name _____

(17) Authorized Representative Signature _____ (18) Date _____

VP-236 (5/2007)

OUT-OF-STATE SALVAGE CERTIFICATES/TITLES

Salvage titles issued by other states must be properly endorsed and must indicate and document a complete “chain of ownership” for the vehicle.

Contact the Department prior to accepting documents for a salvaged or junked vehicle, as laws from other states vary, and there may be instances where the Department must determine whether the documents can be accepted and whether a Salvage Title can be issued.

RETENTION OF SALVAGE VEHICLES

Should the insured party (registered owner) elect to retain a vehicle that has been declared a total loss insurance settlement, the insurance company or authorized agent must obtain the signature of the registered owner on the *Application for Salvage Title or Non-Repairable Vehicle Certificate*.

The insurance company must apply for a Salvage Title on behalf of the person who is retaining the salvage vehicle. The vehicle may not be sold or transferred until the registered owner has received a Salvage Title.

**AUTHORIZATION FOR VEHICLE RESTORATION
(FORM VP209)
NRS 487.480**

As required by NRS 487.480, if a vehicle was manufactured in the five years preceding the date on which a salvage title was issued, the Department will not issue a certificate of registration or title unless the Department has authorized the restoration of the vehicle. Form VP209, *Authorization for Vehicle Restoration*, must be completed.

The authorization to restore the vehicle must be obtained prior to the vehicle being rebuilt. Only an authorized Nevada Department of Motor Vehicles representative may complete the form.

In order to register and/or title the vehicle, the *Authorization for Vehicle Restoration*, *Salvage Title* and *Certificate of Inspection/Affidavit of Vehicle Construction* for rebuilt or specially constructed vehicles (VP-64), or *Certificate of Inspection/Affidavit of Motorcycle/Trimobile Construction* for rebuilt or specially constructed motorcycles (VP-64M), or *Certificate of Inspection and Affidavit of Trailer Construction* for rebuilt or specially constructed trailers (VP-223) must be provided. Additional documents may be required as deemed necessary.

**CERTIFICATE OF INSPECTION / AFFIDAVIT OF VEHICLE
CONSTRUCTION
(FORM VP64)
NRS 487.860**

In order to register or title a vehicle for which a Salvage Title has been issued, a *Certificate of Inspection / Affidavit of Vehicle Construction* (Form VP64) must be completed. Form VP64 must also be accompanied by the certificate of title or ownership and other documentation, as required.

A garageman or operator of a body shop must certify that a salvage vehicle is repaired or rebuilt and must comply with the standards published and commonly applied in the motor vehicle repair industry.

If any safety equipment that was present in a motor vehicle at the time it was manufactured is repaired or replaced, the equipment must be repaired or replaced to the standards published and commonly applied in the motor vehicle repair industry.

If a motor vehicle has been in an accident and a garageman or operator of a body shop accepts or assumes control of the motor vehicle to make any repair, the garageman or operator shall:

- a. For a motor vehicle that is equipped with an airbag that has been deployed, replace the airbag in a manner that complies with the standards set forth in 49 C.F.R. § 571.208, Standard No. 208, for such equipment; and
- b. For a motor vehicle that is equipped with a seatbelt assembly which requires repair or replacement, repair or replace the seatbelt assembly in a manner that complies with the standards set forth in 49 C.F.R. § 571.209, Standard No. 209, for such equipment.

A garageman or operator of a body shop who is licensed pursuant to the provisions of chapter 487 of NRS who performs the work required must retain a written record of the work, including, without limitation, the date of the repair, rebuilding or replacement, and any identifying information regarding any parts or equipment used in the repair, rebuilding or replacement.

Nevada Highway Patrol Troopers, local police and sheriffs are considered authorized agents of the Department and may complete those portions of Form VP64 designated for completion by an "Authorized Nevada DMV Representative." The agency name and badge number must be recorded on the form.

Nevada Certificates of Title issued for vehicles using Form VP64 will be branded in accordance with statements made on the Form VP64 by the applicant/affiant.

Form VP64 may also be used for required mechanic's inspections and required Department safety checks.

Form VP64 may NOT be used to convert a vehicle labeled for off-road use only for on-road use.

Use form VP64M to register or title a motorcycle for which a Salvage Title has been issued.

Use form VP254 to convert an off-highway two wheeled motorcycle for on-road use.

Use form VP223 for an inspection and VIN assignment of a specially constructed trailer.

INSTRUCTION FOR COMPLETING FORM VP64

1. Indicate whether the vehicle is rebuilt, reconstructed, specially constructed or a manufactured kit.

PART I – Safety Inspection – To be completed by a Nevada registered garage, licensed Nevada body shop or rebuilder.

2. Vehicle description must be completed in full, including the vehicle identification number.
3. If items being inspected are acceptable, the applicable box must be checked after each item is inspected. Unless the item is not applicable (N/A), if an item being inspected is marked as “fail” the vehicle cannot be registered until repairs are made.
4. The printed name and address and DMV business license number of the business completing the form.
5. Full legal name of person completing the form.
6. Signature and position of person completing the form.
7. The date the inspection was completed.

PART II – Affidavit of Construction for Rebuilt Salvage, Reconstructed and Specially Constructed Vehicles.

To be completed by the person who owns the vehicle.

8. Check appropriate box for how the vehicle was constructed.
9. Vehicle information; Year, Make, Model, Type, and number of Axles.
10. Affiant's printed full legal name as it appears on their Nevada Driver's license or Identification card.
11. Affiant's Driver's license or Identification card number.
12. Affiant's telephone number.
13. Affiant's current mailing address.
14. Affiant's signature.
15. Signature must be witness by Authorized Nevada DMV Representative.

16. The date Part II was completed.

PART III – Completed by an Authorized Nevada DMV Representative.

17. VIN and part description must be completed for all components used.

18. Verify VIN from Part I.

19. Check box for VIN inspection fee.

20. Fill in if VIN was assigned or VIN from manufacturer's kit.

21. Check box if a VIN was assigned.

22. List the vehicle information if it is different than listed in Part I.

23. If a VIN was assigned, list the reason.

24. Complete the odometer statement.

25. If the vehicle was restored prior authorization, this box can be checked authorizing restoration after the fact.

26. Additional comments, if necessary.

27. Printed Name and Signature of Authorized Nevada DMV Representative. Include Employee Identification Number.

28. Date Part III was completed.



555 WRIGHT WAY
 CARSON CITY, NV 89711-0700
 Reno/Sparks/Carson City (775) 684-4DMV (4368)
 Las Vegas Area (702) 486-4DMV (4368)
 Rural Nevada or Out of State (877) 368-7828
www.dmvnv.com

CERTIFICATE OF INSPECTION / AFFIDAVIT OF VEHICLE CONSTRUCTION NRS 482.223

(1) Rebuilt Salvage Reconstructed Specially Constructed Manufactured Kit

A VEHICLE LABELED FOR "OFF-ROAD USE ONLY" MAY NOT BE CONVERTED FOR ON-ROAD USE WITH THE EXCEPTION OF AN OFF HIGHWAY TWO-WHEELED MOTORCYCLE (REFERENCE FORM VP-254).

Instructions

- All parts of this form must be completed.
- A Nevada Registered Garage, Licensed Nevada Body Shop or Rebuilder must complete Part I.
- The vehicle owner must complete Part II and verify with a Nevada DMV Agency Representative or Notary Public.
- A Nevada DMV Agency Representative must complete Part III.
- A vehicle intended for "on-road" use by the manufacturer will be labeled stating FMVSS and EPA standards have been met.
- All inspection items must be checked "PASS," indicating the item is in a safe operating condition before this vehicle can be registered and/or titled.
- This form is not used for conversions. Reference Form VP-254 for an Off-Highway Two Wheeled Motorcycle Conversion Form.
- **OWNERSHIP DOCUMENTS MUST ACCOMPANY THIS FORM**

Important: A new form and inspection must be completed if any inspection items are marked fail, not marked, improperly marked, or if corrections were made to the form.

PART I SAFETY INSPECTION

Must be completed by a Nevada Registered Garage, Licensed Nevada Body Shop or Rebuilder

The work performed on the vehicle must meet the standards of the manufacturer for mechanical fitness and safety

(2) Year _____ Make _____ Model _____ Type _____

(2) Vehicle Identification Number (VIN)

--	--	--	--	--	--	--	--	--	--	--	--	--	--	--	--	--	--	--	--

Important: Adding the equipment listed below will not qualify a vehicle labeled by the manufacturer for OFF-ROAD USE ONLY, to be registered for on-road use

(3) Check (✓) Appropriate Boxes

	PASS	FAIL	N/A		PASS	FAIL		PASS	FAIL	N/A
Windshield	<input type="checkbox"/>	<input type="checkbox"/>	<input type="checkbox"/>	Headlights	<input type="checkbox"/>	<input type="checkbox"/>	Horn	<input type="checkbox"/>	<input type="checkbox"/>	
Side Glass	<input type="checkbox"/>	<input type="checkbox"/>	<input type="checkbox"/>	Taillights	<input type="checkbox"/>	<input type="checkbox"/>	Muffler	<input type="checkbox"/>	<input type="checkbox"/>	
Rear Glass	<input type="checkbox"/>	<input type="checkbox"/>	<input type="checkbox"/>	Turn Signals	<input type="checkbox"/>	<input type="checkbox"/>	Mudguards (over 26,000 lbs)	<input type="checkbox"/>	<input type="checkbox"/>	<input type="checkbox"/>
Mirrors	<input type="checkbox"/>	<input type="checkbox"/>		Parking Lights	<input type="checkbox"/>	<input type="checkbox"/>	Windshield Wipers	<input type="checkbox"/>	<input type="checkbox"/>	
Steering	<input type="checkbox"/>	<input type="checkbox"/>		Brake Lights	<input type="checkbox"/>	<input type="checkbox"/>	Emergency Brake	<input type="checkbox"/>	<input type="checkbox"/>	
Air Bags	<input type="checkbox"/>	<input type="checkbox"/>	<input type="checkbox"/>	Brakes	<input type="checkbox"/>	<input type="checkbox"/>	Seat Belts, Shoulder Harness	<input type="checkbox"/>	<input type="checkbox"/>	<input type="checkbox"/>
Frame	<input type="checkbox"/>	<input type="checkbox"/>								

Other (explain) _____

Before signing below all items above must be marked "pass" indicating the items are in a safe operating condition. N/A may apply to air bags, mudguards, reflectors and safety belts/shoulder harness only if the item was not original equipment. N/A may apply to glass and windshield if not present; if present it must be proper safety glass.

Please Print or Type

(4) Legal Business Name _____
 Name _____ DMV Business License or Registration Number _____

(4) Address _____
 City _____ State _____ Zip Code _____

By signing this document, I certify the described motor vehicle is mechanically safe to operate and is equipped with all required devices necessary for safe operation upon the highway. I further certify that if repaired, the passenger restraint devices (as applicable), to include seat belts and/or airbags, were repaired pursuant to Title 49 CFR 571.209, Standard 209, and Title 49 CFR 571.208, Standard 208, respectively, and have been satisfactorily repaired to the applicable standards of the manufacturer and the motor vehicle repair industry.

(5) _____ (6) _____ (7) _____
 Printed Full Legal Name of Affiant Signature and Position Date

PART II AFFIDAVIT OF CONSTRUCTION FOR REBUILT SALVAGE, RECONSTRUCTED AND SPECIALLY CONSTRUCTED VEHICLES

The undersigned, being duly sworn upon oath, deposes and says they are the owner of the vehicle listed below. This vehicle was rebuilt or built from parts and materials on hand, or parts and materials purchased from a supplier, or a manufactured kit purchased from a supplier, or purchased "as is" from a rebuilder, or otherwise lawfully acquired. The affiant or registered owner makes this affidavit as part of an application to the Nevada Department of Motor Vehicles for a Certificate of Registration and/or a Certificate of Title. The undersigned will indemnify and hold harmless the State of Nevada on account of the issuance of a Certificate of Registration and/or Certificate of Title for said vehicle.

- (8) [] Vehicle was constructed from parts/material on hand [] Vehicle was assembled from manufactured kit
[] Vehicle was built from purchased parts/material, receipts attac [] Vehicle was purchased "as is" from rebuilder

Please Print or Type

(9) Year Make (if a manufactured kit) Model Type No. of axles

(10) Affiant's Full Legal Name (As appears on Drivers License or ID) First Middle Last

(11) Drivers License or ID Number (12) Telephone Number

(13) Affiant's Address City State Zip Code

(14) Affiant's Signature Date

(15) Printed name of Nevada DMV Agency Representative Or Notary Public Signature of Nevada DMV Agency Representative Or Notary Public ID No. (16) Date

PART III COMPLETED BY AN AUTHORIZED NEVADA DMV REPRESENTATIVE

Note: Attach copies of any title or purchase documents, supplied by owner, showing information of components used from other vehicles.

(17) VIN & Part VIN & Part

(17) VIN & Part VIN & Part

(18) VIN indicated in Part I Verified

Table with 17 empty boxes for VIN verification.

(19) Vehicle Inspection Fee []

(20) DMV Assigned VIN or Kit Manufacturer's VIN

Table with 17 empty boxes for DMV Assigned VIN or Kit Manufacturer's VIN.

(21) VIN Assignment Fee []

(22) [] Different than listed in Part I Year Make Model Type

(23) Reason VIN assigned

Odometer Reading (as shown on apparatus) [] [] [] [] [] [] NO TENTHS

(24) If the vehicle's odometer apparatus only displays five numbers, please put an X in the first box.

- [] 1. The mileage stated is in excess of its mechanical limits.
[] 2. The odometer reading is not the actual mileage. WARNING - ODOMETER DISCREPANCY
[] 3. Exempt - Model year over 9 years old.

(25) [] This vehicle was restored prior to authorization. The undersigned is authorizing restoration after the fact on this form in lieu of form VP-209.

(26) Additional comments:

(27) Printed Name of Nevada DMV Agency Representative Signature of Nevada DMV Agency Representative ID NO. (28) Date

**CERTIFICATE OF INSPECTION / AFFIDAVIT OF MOTORCYCLE /
TRIMOBILE CONSTRUCTION (FORM VP64M)
NRS 482.223**

In order to register or title a motorcycle for which a Salvage Title has been issued, a *Certificate of Inspection / Affidavit of Motorcycle / Trimobile Construction* (Form VP64M) must be completed. Form VP64M must also be accompanied by the certificate of title or ownership and other documentation, as required.

A garageman or operator of a body shop must certify that a salvage motorcycle / trimobile is repaired or rebuilt and must comply with the standards published and commonly applied in the motorcycle repair industry.

If any safety equipment that was present on a motorcycle at the time it was manufactured is repaired or replaced, the equipment must be repaired or replaced to the standards published and commonly applied in the motorcycle repair industry.

A garageman or operator of a body shop who is licensed pursuant to the provisions of chapter 487 of NRS who performs the work required must retain a written record of the work, including, without limitation, the date of the repair, rebuilding or replacement, and any identifying information regarding any parts or equipment used in the repair, rebuilding or replacement.

Nevada Highway Patrol Troopers, local police and sheriffs are considered authorized agents of the Department and may complete those portions of Form VP64M designated for completion by an "Authorized Nevada DMV Representative." The agency name and badge number must be recorded on the form.

Nevada Certificates of Title issued for vehicles using Form VP64M will be branded in accordance with statements made on the Form VP64M by the applicant/affiant.

Form VP64M may also be used for required mechanic's inspections and required Department safety checks.

Form VP64M may NOT be used to convert a vehicle labeled for off-road use only for on-road use.

Use form VP64 to register or title a motor vehicle for which a Salvage Title has been issued.

Use form VP254 to convert an off-highway two wheeled motorcycle for on-road use.

Use form VP223 for an inspection and VIN assignment of a specially constructed trailer.

INSTRUCTION FOR COMPLETING FORM VP64M

1. Indicate whether the motorcycle or trimobile is rebuilt, reconstructed, specially constructed or a manufactured kit.

PART I – SAFETY INSPECTION – To be completed by a Nevada registered garage, licensed motorcycle repair shop, licensed Nevada body shop or rebuilder.

2. Motorcycle or trimobile description must be completed in full including the vehicle identification number.
3. If items being inspected are acceptable, the applicable box must be checked after each item is inspected. Unless the item is not applicable (N/A), if an item being inspected is marked “fail” the vehicle cannot be registered until repairs are made.
4. The printed name and address and DMV business license number of the business completing the form.
5. Full legal name of person completing the form.
6. Signature and position of person completing the form.
7. The date the inspection was completed.

PART II – Affidavit of Construction for Rebuilt Salvage, Reconstructed or Specially Constructed Motorcycle / Trimobile

To be completed by the person who owns the motorcycle or trimobile.

8. Check appropriate box for how the vehicle was constructed.
9. The description of the vehicle.
10. Affiant’s printed full legal name as it appears on their Nevada Driver’s license or Identification card.
11. Affiant’s Driver’s license or Identification card number.
12. Affiant’s telephone number.
13. Affiant’s current mailing address.
14. Affiant’s signature.
15. Signature must be witness by Authorized Nevada DMV Representative.

16. The date Part II was completed.

PART III – Completed by an Authorized Nevada DMV Representative

17. VIN and part description must be completed for all components used.
18. Verify VIN from Part I.
19. Check box for VIN inspection fee.
20. Fill in if VIN was assigned or VIN from manufacturer's kit.
21. Check box if VIN was assigned.
22. List the vehicle information if it is different than listed in Part I.
23. If a VIN was assigned, list the reason.
24. Complete the odometer statement.
25. If the vehicle was restored prior authorization, this box can be checked authorizing restoration after the fact.
26. Check if the motorcycle is labeled for on-road use.
27. Additional comments, if necessary.
28. Printed Name and Signature of Authorized Nevada DMV Representative. Include Employee Identification Number.
29. Date Part III was completed.



555 WRIGHT WAY
 CARSON CITY, NV 89711-0700
 Reno/Sparks/Carson City (775) 684-4DMV (4368)
 Las Vegas Area (702) 486-4DMV (4368)
 Rural Nevada or Out of State (877) 368-7828
www.dmvnv.com

CERTIFICATE OF INSPECTION / AFFIDAVIT OF MOTORCYCLE/TRIMOBILE CONSTRUCTION

NRS 482.223

(1) Rebuilt Salvage Reconstructed Specially Constructed Manufactured Kit

THIS FORM IS NOT INTENDED FOR USE AS AN OFF-HIGHWAY TWO WHEELED MOTORCYCLE CONVERSION FORM. USE FORM VP-254 FOR MOTORCYCLE CONVERSIONS.

Instructions

- All parts of this form must be completed.
- A Nevada Registered Garage, Motorcycle Repair Shop, Licensed Nevada Body Shop or Rebuilder must complete Part I.
- The vehicle owner must complete Part II and verify with a Nevada DMV Agency Representative or Notary Public.
- A Nevada DMV Agency Representative must complete Part III.
- A motorcycle intended for "on-road use" by the manufacturer will have a label or labels attached stating FMVSS and EPA standards have been met.
- All inspection items must be checked "PASS," indicating the item is in a safe operating condition before this motorcycle can be registered and/or titled
- **OWNERSHIP DOCUMENTS MUST ACCOMPANY THIS FORM**

Important: A new form and inspection must be completed if any inspection items are marked fail, not marked, improperly marked, or if corrections were made to the form.

PART I SAFETY INSPECTION

Must be completed by a Nevada Registered Garage, Licensed Motorcycle Repair Shop, Licensed Nevada Body Shop or Rebuilder

The work performed on the vehicle must meet the standards of the manufacturer for mechanical fitness and safety

(2) Year _____ Make _____ Model _____ Type _____

(2) Vehicle Identification Number (VIN)

--	--	--	--	--	--	--	--	--	--	--	--	--	--	--	--	--	--	--	--

Important: This is not a conversion form. Reference Form VP-254 for motorcycle conversion information

Check (✓) Appropriate Boxes

N/A (Turn Signals) is only for motorcycles built prior to January 1, 1973, not originally equipped with turn signals.

	PASS	FAIL	N/A		PASS	FAIL		PASS	FAIL
(3) Horn	<input type="checkbox"/>	<input type="checkbox"/>		Reflectors	<input type="checkbox"/>	<input type="checkbox"/>	Brake Light	<input type="checkbox"/>	<input type="checkbox"/>
Headlight(s)	<input type="checkbox"/>	<input type="checkbox"/>		Taillight	<input type="checkbox"/>	<input type="checkbox"/>	Fenders	<input type="checkbox"/>	<input type="checkbox"/>
Turn Signals	<input type="checkbox"/>	<input type="checkbox"/>	<input type="checkbox"/>	Muffler(s)	<input type="checkbox"/>	<input type="checkbox"/>	Mirrors	<input type="checkbox"/>	<input type="checkbox"/>
Frame	<input type="checkbox"/>	<input type="checkbox"/>		DOT Legal Tires	<input type="checkbox"/>	<input type="checkbox"/>	Brakes	<input type="checkbox"/>	<input type="checkbox"/>

Before signing below all items above must be marked "pass" indicating the items are installed per NRS and in a safe operating condition. Please Print or Type

(4) Legal Business Name _____
 Name DMV Business License or Registration Number

(4) Address _____
 City State Zip Code

By signing this document, I certify the described motorcycle is mechanically safe to operate and is equipped with all required devices necessary for safe operation upon the highway. I further certify that if repaired, all safety devices have been satisfactorily repaired to the applicable standards of the manufacturer and the motor vehicle repair industry.

(5) _____ (6) _____ (7) _____
 Printed Full Legal Name of Affiant Signature and Position Date

CERTIFICATE OF INSPECTION AND AFFIDAVIT OF TRAILER CONSTRUCTION (FORM VP223)

In order to register or title a trailer for which a Salvage Title has been issued, a *Certificate of Inspection and Affidavit of Trailer Construction* (Form VP223) must be completed. Form VP223 must also be accompanied by the certificate of title or ownership and other documentation, as required.

INSTRUCTIONS FOR COMPLETING FORM VP223

1. Indicate whether the trailer is rebuilt, reconstructed, specially constructed or a manufactured kit.

PART 1 – INSPECTION.

To be completed by an authorized representative of the Department of Motor Vehicles.

2. Trailer's empty weight.
3. Trailer's overall width.
4. If item being inspected is acceptable, the applicable box must be checked after each item is inspected. Unless the item is not applicable (N/A), if an item being inspected is marked "fail" the vehicle cannot be registered until repairs are made.
5. Vehicle Identification Number.
6. Check if a VIN was assigned.
7. The year, make, model, type and number of axles on the trailer.
8. Check the appropriate box with regard to the trailer including living quarters.
9. If a VIN was assigned, list the reason.
10. Enter additional comments, if necessary.
11. Printed Name and Signature of Authorized Nevada DMV Representative. Include Employee Identification Number.
12. Date Part 1 was completed.

PART 2 – AFFIDAVIT OF TRAILER CONSTRUCTION

To be completed by the person who built or rebuilt the trailer, if available, or the owner.

13. Check appropriate box for how the vehicle was constructed.
14. Affiant's printed full legal name as it appears on their Nevada Driver's license or Identification card.
15. Affiant's current mailing address.
16. Affiant's Driver's license or Identification card number.
17. Affiant's telephone number.
18. Affiant's signature.
19. Signature must be witness by a Notary Public or Authorized Nevada DMV Representative.
20. The figures can be used to detail any necessary repairs.



555 Wright Way
 CARSON CITY, NV 89711-0700
 Reno/Sparks/Carson City (775) 684-4DMV (4368)
 Las Vegas Area (702) 486-4DMV (4368)
 Rural Nevada or Out of State (877) 368-7828
www.dmvnv.com

CERTIFICATE OF INSPECTION AND AFFIDAVIT OF TRAILER CONSTRUCTION

NRS 482.220

- (1) Rebuilt Trailer Reconstructed Trailer Specially Constructed Trailer Manufactured Kit

Instructions

- Maximum Width of 102 inches, if exceeded a Special Permit is Required through NDOT
- Part I must be completed by an authorized Nevada DMV Representative
- All applicable items in Part I must be checked "Pass" and in safe operating condition before form is signed
- Owner must complete Part II if trailer is assembled by a person other than an established manufacturer
- Signature of Part II by Affiant must be witnessed by an authorized Nevada DMV Representative or notary

PART I – INSPECTION

To be completed by an authorized Nevada DMV Representative

(2) Unladen Trailer Weight _____ (3) Overall Width _____

	PASS	FAIL		PASS	FAIL	N/A
(4) Brake Lights	<input type="checkbox"/>	<input type="checkbox"/>	Brakes (if required/over 1,500 lbs)	<input type="checkbox"/>	<input type="checkbox"/>	<input type="checkbox"/>
Tail Lights	<input type="checkbox"/>	<input type="checkbox"/>	Clearance Lights (Over 80 inches in Width NRS 484D.140)	<input type="checkbox"/>	<input type="checkbox"/>	<input type="checkbox"/>
Turn Signals	<input type="checkbox"/>	<input type="checkbox"/>	Marker Lights (Over 80 inches in Width NRS 484D.140)	<input type="checkbox"/>	<input type="checkbox"/>	<input type="checkbox"/>
Reflectors	<input type="checkbox"/>	<input type="checkbox"/>	Safety Devices (Chains) NAC 484.130	<input type="checkbox"/>	<input type="checkbox"/>	<input type="checkbox"/>
Fenders (NRS 484D.230)	<input type="checkbox"/>	<input type="checkbox"/>	Mudguards (Over 26,000 lbs.)	<input type="checkbox"/>	<input type="checkbox"/>	<input type="checkbox"/>

Please Print or Type

(5) DMV Assigned VIN or Kit Manufacturer's VIN

--	--	--	--	--	--	--	--	--	--	--	--	--	--	--	--	--	--	--	--

(6) VIN Assignment Fee

(7) Year _____ Make _____ Model _____ Type _____ No. of Axles _____

(8) Does the trailer include living quarters? Yes No

(9) Reason VIN assigned: _____

(10) Additional comments: _____

(11) _____ (12) _____
 Printed Name of Nevada DMV Agency Representative Signature of Nevada DMV Agency Representative ID NO. Date

PART 2 – AFFIDAVIT OF TRAILER CONSTRUCTION

To be completed by trailer owner

The undersigned, being duly sworn upon oath, deposes and says they are the owner of the trailer described in Part 1 of this form. This trailer was built from parts and materials on hand, purchased materials from a supplier, a manufactured kit, "as is" from a builder, or otherwise lawfully acquired. The affiant or registered owner makes this affidavit as part of an application to the Nevada Department of Motor Vehicles for a Certificate of Registration and/or a Certificate of Title. The undersigned will indemnify and save harmless the State of Nevada on account of the issuance of a Certificate of Registration and/or Certificate of Title for said trailer.

- (13) Trailer was built from materials on hand
- Trailer was purchased "as is" from builder
- Trailer built from purchased materials, (receipts attached)
- Trailer was assembled from a manufactured kit

(14) Affiant's Full Legal Name _____

(15) Address _____
City State Zip Code



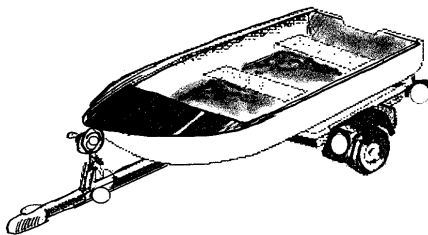
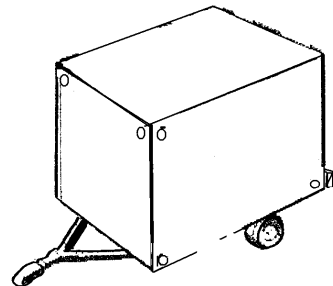
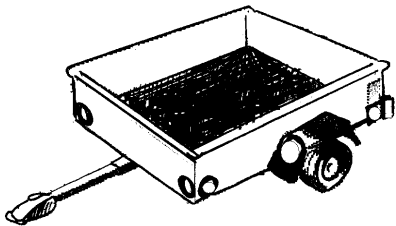
(16) NV Driver's License or ID Number _____ (17) Phone Number (_____) _____

(18) Affiant's Legal Signature _____ Date _____

(19) SUBSCRIBED AND SWORN to before me this _____ day of _____, 20_____.

Notary Public or Authorized Nevada DMV Representative

(20)



VP-223 (Revised 8/10)

SECTION III

**NON-REPAIRABLE VEHICLE
CERTIFICATE**

NON-REPAIRABLE VEHICLE CERTIFICATE (FORM VP-2NR)

A Non-Repairable Vehicle is defined as a motor vehicle, other than an abandoned vehicle that:

1. Has value only as a source of parts or scrap metal;
2. Has been designated by its owner for dismantling as a source of parts or scrap metal;
3. Has been stripped of all body panels, doors, hatches, substantially all interior components and substantially all grill and light assemblies; or
4. Has been burned, destroyed or otherwise damaged to such an extent that it cannot be returned to a condition which is legal for operation on the highways of this state.

A *Non-Repairable Vehicle Certificate* will be issued, upon application, for a vehicle as described in the definition (follow directions for *Application for Salvage Title or Non-Repairable Vehicle Certificate, Section II Page 9*). A *Non-Repairable Vehicle Certificate* must be issued before the ownership interest in a non-repairable vehicle may be transferred.

Once a vehicle has been issued a *Non-Repairable Vehicle Certificate*, the vehicle may not be registered or issued a *Certificate of Title*, or be restored for use on Nevada highways.

A vehicle for which a *Non-Repairable Vehicle Certificate* has been issued may not apply for or be issued a *Salvage Title*.

Transfer of ownership for a Non-Repairable Vehicle may only occur between a licensed automobile wrecker, dismantler or recycler. A licensed automobile wrecker, dismantler or recycler may only process a Non-Repairable Vehicle as parts or scrap metal.

A Duplicate *Non-Repairable Vehicle Certificate* may be issued by completing an *Application for Salvage Title or Non-Repairable Vehicle Certificate*, checking the transaction type box, indicating "Duplicate."

No fee is assessed for a Non-Repairable Vehicle Certificate.

Front of Certificate

The image shows the front of a Nevada Non-Repairable Vehicle Certificate form. The form is titled "STATE OF NEVADA DEPARTMENT OF MOTOR VEHICLES NON-REPAIRABLE VEHICLE CERTIFICATE". It features a large, diagonal "Sample" watermark across the center. The form includes fields for VIN, YEAR, MAKE, MODEL, VEHICLE BODY, TITLE NUMBER, DATE ISSUED, ODOMETER MILES, FUEL TYPE, SALES TAX PD, EMPTY WT, GROSS WT, GVWR, VEHICLE COLOR, ODOMETER BRAND, and BRAND. Below these fields is a section for "OWNER(S) NAME AND ADDRESS". At the bottom, there is a disclaimer: "ACCORDING TO THE RECORDS OF THE DEPARTMENT OF MOTOR VEHICLES, THE PERSON NAMED HEREON IS THE OWNER OF THE VEHICLE DESCRIBED ABOVE." and "STATE LAW PROHIBITS THIS NON-REPAIRABLE VEHICLE FROM BEING REBUILT, RECONSTRUCTED, OR RESTORED FOR OPERATING ON THE HIGHWAYS OF NEVADA. THIS VEHICLE MAY ONLY BE PROCESSED AS PARTS AND SCRAP METAL BY A LICENSED AUTOMOBILE WRECKER, DISMANTLER OR RECYCLER." The form also includes the text "ALTERATION OR ERASURE VOIDS THIS CERTIFICATE" and "802NR (Rev. 5/08)".

STATE OF NEVADA
DEPARTMENT OF MOTOR VEHICLES

NON-REPAIRABLE VEHICLE CERTIFICATE

VIN	YEAR	MAKE	MODEL	VEHICLE BODY	TITLE NUMBER	
DATE ISSUED	ODOMETER MILES	FUEL TYPE	SALES TAX PD	EMPTY WT	GROSS WT	GVWR
VEHICLE COLOR	ODOMETER BRAND	BRAND				

OWNER(S) NAME AND ADDRESS

Sample

ACCORDING TO THE RECORDS OF THE DEPARTMENT OF MOTOR VEHICLES, THE PERSON NAMED HEREON IS THE OWNER OF THE VEHICLE DESCRIBED ABOVE.

STATE LAW PROHIBITS THIS NON-REPAIRABLE VEHICLE FROM BEING REBUILT, RECONSTRUCTED, OR RESTORED FOR OPERATING ON THE HIGHWAYS OF NEVADA. THIS VEHICLE MAY ONLY BE PROCESSED AS PARTS AND SCRAP METAL BY A LICENSED AUTOMOBILE WRECKER, DISMANTLER OR RECYCLER.

802NR (Rev. 5/08)

ALTERATION OR ERASURE VOIDS THIS CERTIFICATE

Back of Certificate

▶	<p>STATE LAW PROHIBITS THIS NON-REPAIRABLE VEHICLE FROM BEING REBUILT, RECONSTRUCTED, OR RESTORED FOR OPERATING ON THE HIGHWAYS OF NEVADA. THIS VEHICLE MAY ONLY BE PROCESSED AS PARTS AND/OR SCRAP METAL BY A LICENSED AUTOMOBILE WRECKER, DISMANTLER OR RECYCLER.</p>	
1st TRANSFER OF CERTIFICATE TO A LICENSED AUTO WRECKER, DISMANTLER, OR RECYCLER.	Printed Full Legal Name of Buyer(s) _____ Nevada License Number _____ Address _____ City _____ State _____ Zip Code _____ I certify to the best of my knowledge the odometer reading is the actual mileage of the vehicle unless one of the following statements is checked: The mileage stated is in excess of its mechanical limits. <input type="checkbox"/> The odometer reading is not the actual mileage. WARNING – ODOMETER DISCREPANCY <input type="checkbox"/> Exempt – Model year over 9 yrs. old. <input type="checkbox"/> ODOMETER READING _____	
	Signature of Seller(s)/Agent _____ Printed Full Legal Name of Seller(s)/Agent _____ I am aware of the above odometer certification made by the seller/agent. <input type="checkbox"/> Date of Sale _____ Signature of Buyer(s) _____ Printed Full Legal Name of Buyer(s) _____	
	▶	<p>STATE LAW PROHIBITS THIS NON-REPAIRABLE VEHICLE FROM BEING REBUILT, RECONSTRUCTED, OR RESTORED FOR OPERATING ON THE HIGHWAYS OF NEVADA. THIS VEHICLE MAY ONLY BE PROCESSED AS PARTS AND/OR SCRAP METAL BY A LICENSED AUTOMOBILE WRECKER, DISMANTLER OR RECYCLER.</p>
	2nd TRANSFER OF CERTIFICATE TO A LICENSED AUTO WRECKER, DISMANTLER, OR RECYCLER.	Printed Full Legal Name of Buyer(s) _____ Nevada License Number _____ Address _____ City _____ State _____ Zip Code _____ I certify to the best of my knowledge the odometer reading is the actual mileage of the vehicle unless one of the following statements is checked: The mileage stated is in excess of its mechanical limits. <input type="checkbox"/> The odometer reading is not the actual mileage. WARNING – ODOMETER DISCREPANCY <input type="checkbox"/> Exempt – Model year over 9 yrs. old. <input type="checkbox"/> ODOMETER READING _____
		Signature of Seller(s)/Agent _____ Printed Full Legal Name of Seller(s)/Agent _____ I am aware of the above odometer certification made by the seller/agent. <input type="checkbox"/> Date of Sale _____ Signature of Buyer(s) _____ Printed Full Legal Name of Buyer(s) _____
		▶
3rd TRANSFER OF CERTIFICATE TO A LICENSED AUTO WRECKER, DISMANTLER, OR RECYCLER.		Printed Full Legal Name of Buyer(s) _____ Nevada License Number _____ Address _____ City _____ State _____ Zip Code _____ I certify to the best of my knowledge the odometer reading is the actual mileage of the vehicle unless one of the following statements is checked: The mileage stated is in excess of its mechanical limits. <input type="checkbox"/> The odometer reading is not the actual mileage. WARNING – ODOMETER DISCREPANCY <input type="checkbox"/> Exempt – Model year over 9 yrs. old. <input type="checkbox"/> ODOMETER READING _____
		Signature of Seller(s)/Agent _____ Printed Full Legal Name of Seller(s)/Agent _____ I am aware of the above odometer certification made by the seller/agent. <input type="checkbox"/> Date of Sale _____ Signature of Buyer(s) _____ Printed Full Legal Name of Buyer(s) _____

ALTERATION OR ERASURE VOIDS THIS CERTIFICATE

SECTION IV

GLOSSARY

Cost of repair (NRS 487.890) means an estimate of the cost of repair for a motor vehicle pursuant to NRS 487.800:

1. Must be calculated using the cost of the parts and labor required to restore the vehicle to the condition it was in immediately before it was wrecked, destroyed or otherwise damaged. The cost of parts and labor must be based on:
 - A The current published actual retail price of original manufacturer equipment, retail price of new alternative equipment or the actual cost of used parts.
 - B Rates for labor which are commonly charged in the community in which the repairs will be performed.
2. May not include any cost associated with painting any portion of the vehicle.

Department means The Nevada Department of Motor Vehicles.

Flood-damaged vehicle (NRS 487.740) means a motor vehicle which:

1. Has been submerged in water to a point that the level of the water is higher than the door sill of the vehicle and the water has entered the passenger, trunk or engine compartment of the vehicle and has come into contact with the electrical system of the vehicle; or
2. Has been acquired by an insurance company or retained by its owner or any other person as part of a total loss settlement resulting from water damage.

Lienholder (NRS 482.055) means a person who holds a security interest in a vehicle and whose name appears on the certificate of title as a legal owner.

Motor vehicle (NRS 482.075) means every vehicle as defined in NRS 482.135, which is self-propelled. Reference "Vehicle."

Non-Repairable Vehicle (NRS 487.760) means a motor vehicle, other than an abandoned vehicle, that:

1. Has value only as a source of parts or scrap metal;
2. Has been designated by its owner for dismantling as a source of parts or scrap metal;
3. Has been stripped of all body panels, doors, hatches, substantially all interior components and substantially all grill and light assemblies; or
4. Has been burned, destroyed or otherwise damaged to such an extent that it cannot be returned to a condition which is legal for operation on the highways of this state.

Non-Repairable Vehicle Certificate (VP2NR): A document to identify non-repairable vehicle certificate. The certificate is printed on green paper using the same standard format as used on a certificate of title.

Owner (NRS 482.085) means a person who holds the legal title of a vehicle and whose name appears on the certificate of title, and any lienholder whose name appears on the certificate of title.

Rebuilder (NRS 482.097) means a person engaged in the:

1. Business of reconstructing motor vehicles by the alteration, addition or substitution of substantial or essential parts, or
2. Assembling of replica or specially constructed vehicles from unassembled parts.

Nothing in this section shall be construed to require any licensed new or used vehicle dealer to secure a license as a rebuilder in conjunction with rebuilding in his or her own facilities.

Rebuilt Vehicle (482.098) means a vehicle:

1. That is a salvage vehicle as that term is defined in NRS 487.770, excluding a nonrepairable vehicle, or
2. One or more major components of which have been replaced as set forth in this subsection. For the purposes of this subsection, the requisite major components of a vehicle which must be replaced for a vehicle to be considered rebuilt are the:
 - A. Cowl assembly,
 - B. Rear clip assembly,
 - C. Roof assembly,
 - D. Floor pan assembly,
 - E. Conventional frame coupled with one additional major component, or
 - F. Complete front inner structure for a unibody.

The term does not include a vehicle for which the only change is the installation of a truck cab assembly.

For the purposes of this section, “replaced” means the substitution, or change in whole, of a new, used or after-market part of a vehicle.

Reconstructed Vehicle (482.100) means any vehicle which shall have been assembled or constructed largely by means of essential parts, new or used, derived from other vehicles or makes of vehicles of various names, models or types, or which, if originally otherwise constructed, shall have been materially altered by the removal of essential parts or by the addition or substitution of essential parts, new or used, derived from other vehicles or makes of vehicles.

Salvage Title (VP2S) means a certificate of title issued for a vehicle that has been declared a total loss vehicle or flood damaged. A *Salvage Title* is printed on an orange secure document.

Salvage Vehicle (NRS 487.770) means a motor vehicle that at any time has been declared a total loss vehicle, flood-damaged vehicle, non-repairable vehicle or had “salvage” or a similar word or designation placed on any title issued for the vehicle.

Total loss vehicle (NRS 487.790) means a motor vehicle:

1. Of a type which is subject to registration; and
2. Which has been wrecked, destroyed or otherwise damaged to such an extent that the cost of repair, not including any cost associated with painting any portion of the vehicle, is 65 percent or more of the fair market value of the vehicle immediately before it was wrecked, destroyed or otherwise damaged.

The term does not include:

1. A non-repairable vehicle;
2. A motor vehicle which is 10 model years old or older and which, to restore the vehicle to its condition before it was wrecked, destroyed or otherwise damaged and regardless of cost, requires the replacement of only:
 - A. The hood;
 - B. The trunk lid;
 - C. Two or fewer of the following parts or assemblies, which may be bolted or unbolted:
 - (1) Doors,
 - (2) A grill assembly,
 - (3) A bumper assembly,
 - (4) A headlight assembly,
 - (5) A taillight assembly, or
 - D. Any combination of subparagraph A, B, or C, or
3. A motor vehicle, regardless of the age of the vehicle, for which the cost to repair the vehicle, not including any cost associated with painting any portion of the vehicle, is less than 65 percent of the fair market value of the vehicle immediately before the vehicle was wrecked, destroyed or otherwise damaged.

For the purposes of this section, the model year of manufacture is calculated based on a year beginning on January 1 of the calendar year in which the damage occurs.

Vehicle (NRS 487.790) means every device in, upon or by which any person or property is or may be transported or drawn upon a public highway. The term does not include:

1. Devices moved by human power or used exclusively upon stationary rails or tracks,
2. Mobile homes or commercial coaches as defined in chapter 489 of NRS, or
3. Electric personal assistive mobility devices.