



**Salvage Title
And
Non-Repairable Vehicle Certificate
Guide**

PREFACE

The Nevada Department of Motor Vehicles has prepared this guide to assist the industry when conducting business with the Department. It was created as an informational and instructional reference, and attention to the detailed information and examples will ensure proper completion of forms required to process Salvage Titles and Non-Repairable Vehicle Certificates.

Questions regarding issuance of a Salvage Title or Non-Repairable Vehicle Certificates may be directed to:

Attention: Salvage Title Unit
Department of Motor Vehicles
555 Wright Way
Carson City, NV 89711
(775) 684-4785
(775) 684-4493 (FAX)

Table of Contents

SECTION I – GENERAL INFORMATION

| | |
|---|-----|
| Guidelines | I-2 |
| Vehicle Identification Number Information | I-2 |
| Importance of Accuracy | I-3 |
| Notaries Public | I-4 |
| Attempt to Contact..... | I-5 |

SECTION II – SALVAGE TITLE

| | |
|--|-------|
| Nevada Salvage Title | II-2 |
| Application for Salvage Title or Non-Repairable Vehicle Certificate | II-27 |
| Insurance Company Affidavit Without Endorsed Title | II-30 |
| Instructions for completing Form VP236 | II-31 |
| Out-of-State Salvage Certificate/Titles | II-33 |
| Retention of Salvage Vehicles..... | II-33 |
| Authorization for Vehicle Restoration | II-33 |
| Certificate of Inspection / Affidavit of Vehicle Construction | II-36 |
| Certificate of Inspection / Affidavit of Vehicle Construction | II-37 |
| Certificate of Inspection / Affidavit of Motorcycle / Trimobile Construction | II-41 |
| Certificate of Inspection and Affidavit of Trailer Construction..... | II-46 |

SECTION III – NON-REPAIRABLE CERTIFICATE

| | |
|--|-------|
| Non-Repairable Vehicle Certificate | III-2 |
|--|-------|

SECTION IV – GLOSSARY

| | |
|----------------|------|
| Glossary | IV-2 |
|----------------|------|

Section I – General Information

Guidelines

Always type or print in black or blue ink.

Owner information must be recorded on registration and title documents exactly as it reads on the owner's driver's license.

Ensure that the vehicle identification number (VIN), year, make, odometer readings and registered owner and legal owner information are consistent on all documents.

Do not use correction fluid or correction tape.

Do not alter any information on the documents.

A release should be the same as it appears on title documents, i.e., Elizabeth should sign as Elizabeth.

All documents must be originals, unless certified true copies of the original documents. However, ownership certificates/titles must always be the original.

Vehicle Identification Number Information

Since 1954, American automobile manufacturers have used a Vehicle Identification Number (VIN) to identify and describe a vehicle.

- Since 1981, all manufacturers of vehicles sold in the United States are required to use a standardized 17-digit VIN structure.
- Variations exist in the location of a VIN and in the systems used for a VIN; they may vary by year of manufacture and between manufacturers.
- A VIN should always be verified by a physical inspection of the vehicle.

VIN Schematic/Description

| Position | Description |
|----------|----------------------------|
| 1-3 | Manufacturer Identifier |
| 4 | Restraint System Type |
| 5 | Manufacturer Specification |
| 6 | Line, Series, Body Type |
| 7-8 | Engine Type |
| 9 | Check Digit |

| Position | Description |
|----------|----------------------------|
| 10 | Model Year |
| 11 | Assembly Plant |
| 12-17 | Production Sequence Number |

- 1st Character: Identifies the country in which the vehicle was manufactured, i.e., USA (1 or 4), Canada (2), Mexico (3), Japan (J), Korea (K), England (S), Germany (W), Italy (Z).
- 2nd Character: Identifies the manufacturer, i.e., Audi (A), BMW (B), Buick (4), Cadillac (6), Chevrolet (1), Chrysler (C), Dodge (B), Ford (F), GM Canada (7), General Motors (G), Honda (H), Jaguar (A), Lincoln (L), Mercedes Benz (D), Mercury (M), Nissan (N), Oldsmobile (3), Pontiac (2 or 5), Plymouth (P), Saturn (8), Toyota (T), VW (V), Volvo (V).
- 3rd Character: Identifies the vehicle type or manufacturing division.
- 4th to 8th Characters: Identifies vehicle features such as body style, engine type, model, series, etc.
- 9th Character: Identifies the VIN accuracy as a check digit.
- 10th Character: Identifies the model year, i.e.

| | | | | | |
|----------|----------|----------|----------|----------|----------|
| A = 1980 | B = 1981 | C = 1982 | D = 1983 | E = 1984 | F = 1985 |
| G = 1986 | H = 1987 | J = 1988 | K = 1989 | L = 1990 | M = 1991 |
| N = 1992 | P = 1993 | R = 1994 | S = 1995 | T = 1996 | V = 1997 |
| W = 1998 | X = 1999 | Y = 2000 | 1 = 2001 | 2 = 2002 | 3 = 2003 |
| 4 = 2004 | 5 = 2005 | 6 = 2006 | 7 = 2007 | 8 = 2008 | 9 = 2009 |
| A = 2010 | B = 2011 | C = 2012 | D = 2013 | E = 2014 | F = 2015 |
| G = 2016 | H = 2017 | J = 2018 | K = 2019 | L = 2020 | M = 2021 |
| N = 2022 | P = 2023 | R = 2024 | S = 2025 | T = 2026 | V = 2027 |
| W = 2028 | X = 2029 | Y = 2030 | 1 = 2031 | 2 = 2032 | 3 = 2033 |
| 4 = 2034 | 5 = 2035 | 6 = 2036 | 7 = 2037 | 8 = 2038 | 9 = 2039 |

- 11th Character: Identifies the assembly plant for the vehicle.
- 12th to 17th Characters: Identifies the sequence of the vehicle for production as it rolled off the manufacturer's assembly line.

Importance of Accuracy

The Department of Motor Vehicles uses the VIN as the primary identifier for entry and retrieval of records. It is therefore critical that all documents are completed using the correct VIN.

TO AVOID ERRORS:

- Use the entire VIN at all times.
- Ensure the VIN is entered or recorded accurately. It is best to use block letters.
- If the VIN is handwritten, try to avoid the following most common errors:

| <u>LETTER</u> | <u>MAY BE MISTAKEN FOR</u> |
|---------------|----------------------------|
| B | 13 or 8 |
| D | 0 |
| G | 6 or C |
| J | T or I or 5 |
| R | K |
| S | 5 |
| Y | 4 or H |
| Z | 2 or a 7 on a line |

“l” and “1” are often confused. The letter “l” is rarely used in a VIN.

The letter “O” is never used in a VIN, with the exception of state assigned VINs, such as those that are assigned by the states of Colorado (i.e., COLO123456) or Missouri (DR000000MO or DRMVB0000000000MO).

Notaries Public

If a document must be notarized, the provisions of Nevada Revised Statutes (NRS) 240.010 through 240.150 must be followed.

A notary public may not perform any act authorized by NRS 240.065 if he or she:

1. Executed or is named in the instrument acknowledged or sworn to;
2. Will receive directly from a transaction relating to the instrument any commission, fee, advantage, right, title or interest, property or other consideration in excess of the authorized fees; or
3. Is related to the person whose signature is to be acknowledged or sworn to as a spouse, sibling, or lineal ancestor or descendant.

Attempt to Contact

If the Department of Motor Vehicles requires evidence of an “Attempt to Contact” the owner or lienholder of a vehicle, you must do the following:

- Write to the owner of record asking them to sign the enclosed documents (Bill of Sale, Application for Duplicate Title etc., depending on the requirements) in front of a Notary or to contact you.
- **Caution:** Do not mail original ownership documents that are in your possession. Mail photocopies of the ownership documents, and request the owner contact you to arrange signing the original documents.
- If you need a signature on an original document, and it is a secure document (i.e., Secure Power of Attorney, Title) a signed photocopy is not acceptable.
- Send the letter by “Certified Mail – Return Receipt Requested.” Keep the payment receipt, issued to you by the Post Office, with your records. Retain copies of everything you mail.
- If the letter is returned with a forwarding address filed with the U.S. Postal Service, resend the letter to the forwarding address by “Certified Mail – Return Receipt Requested.”
- If the letter is returned to you as “Undeliverable,” do not open it; or
- If you receive a signed Post Office Receipt showing the letter was received and fifteen (15) days have passed since the date of receipt:
 - Bring all documents for the vehicle, along with the returned letter or the signed receipt, to the Department of Motor Vehicles.
 - At that time, the Department of Motor Vehicles should be able to assist you with the vehicle registration and titling of the vehicle.
- If the former owner(s) contact you and provide you with the necessary signatures, the receipt or returned letter is not needed.
- Prior to being issued a vehicle registration or title, you will need to have a Vehicle Identification Number Inspection (form VP-15) completed on the vehicle.

Section II – Salvage Title

Nevada Salvage Title

(Form VP2S)

Salvage Title means a certificate of title issued by the state agency pursuant to NRS 487.810.

The Department will issue a Salvage Title for a vehicle upon application to the:

- The legal owner of the vehicle;
- The person to whom the vehicle is titled;
- An insurance company that acquires the vehicle as a salvage vehicle; or
- A lienholder who acquires title to the vehicle.

If the Certificate of Title/Ownership is held by a lienholder, the registered owner must notify the lienholder within 10 days that the vehicle has become a salvage vehicle. The lienholder must, within 30 days of receiving the notice, forward the title and the Application for Salvage Title or Non-Repairable Vehicle Certificate (Form VP-213) to the Department.

An Application for Salvage Title or Non-Repairable Vehicle Certificate (Form VP-213) and all accompanying documents will be returned to the applicant if they are not correctly completed in full.

Salvage Title Fees:

| | |
|---|--------|
| Licensed Nevada Automobile Wrecker | No Fee |
| Out of State Automobile Wrecker | \$11 |
| Licensed Nevada Salvage Pool | \$11 |
| In-State or Out-of-State Insurance Companies | \$11 |
| Out-of-State Vehicle Dealers (must be registered with a Salvage Pool) | \$11 |

Above fees, include a Technology fee.

An owner of a salvage vehicle may only sell the salvage vehicle to a salvage pool, automobile auction, rebuilder, automobile wrecker, or a new or used automobile dealer.

The Authorization for Vehicle Restoration must be obtained prior to the vehicle being rebuilt for vehicles five (5) years old or newer. The vehicle must be repaired or restored to operation, complete a VP-64 Certificate of Inspection / Affidavit of Vehicle Construction and have a title branded rebuilt **before** the vehicle may be sold to a person other than the businesses listed above.

**Nevada Salvage Title
(Form VP-2S)
Revision 1/2016 (Front)**

1. Vehicle Information: The vehicle identification number, year, make, model and vehicle body.
2. Title Number: The number assigned at the time the title is created.
3. Date Issued: The date the title was issued.
4. Odometer Miles: The reading indicated on the vehicle's odometer apparatus. Required for all vehicles that are nine years and newer and do not meet exemptions in Title 49 Odometer Disclosure.
5. Odometer Brand: The actual status of the odometer reading.
 - a. Actual Mileage: the miles shown on the odometer are the exact miles the vehicle has been driven,
 - b. Exceeds Mechanical Limits; the vehicle has traveled more miles than the odometer is capable of showing.
 - c. Not Actual: warning odometer discrepancy: the odometer reading is not the actual mileage (the odometer may have been broken or a new odometer may have been installed).
 - d. Exempt or Exempt Weight; the vehicle is ten years old or older or meets the exemption qualifications in Title 49 Odometer Disclosure.
6. Fuel Type: The type of fuel the vehicle uses.
7. Empty Weight: The actual weight of the vehicle when empty.
8. Gross Weight: The maximum recommended weight of the vehicle when full (passengers, luggage, etc.).
9. Print Date: The date the title was printed.
10. Vehicle Brands: A descriptive label assigned to a vehicle to identify the vehicle's current or prior condition. When more than one brand applies, each brand will be listed (maximum of four most current brands listed).
 - Flood Damage

NRS 487.740 "Flood-damaged vehicle" defined. "Flood-damaged vehicle" means a motor vehicle which:

 1. Has been submerged in water to a point that the level of the water is higher than the door sill of the vehicle and the water has entered the passenger, trunk or engine compartment of the vehicle and has come into contact with the electrical system of the vehicle; or
 2. Has been acquired by an insurance company or retained by its owner or any other person as part of a total loss settlement resulting from water damage.
 - Lemon Law Buy Back

Lemon Law Buyback means a new motor vehicle that was returned to the manufacturer because of defects pursuant to NRS 597.600 to 597.680, inclusive, or a used motor vehicle returned pursuant to NRS 482.36655 to 482.36667, inclusive, or a title brand that has been carried forward from another title or certificate of ownership.

- **Non-Rebuildable**

Non-Rebuildable brand means a motor vehicle that cannot be rebuilt.

- **Non-Repairable**

NRS 487.760 “Nonrepairable vehicle” defined. “Nonrepairable vehicle” means a motor vehicle other than an abandoned vehicle, as defined in NRS 487.210, that:

1. Has value only as a source of parts or scrap metal;
2. Has been designated by its owner for dismantling as a source of parts or scrap metal;
3. Has been stripped of all body panels, doors, hatches, substantially all interior components and substantially all grill and light assemblies; or
4. Has been burned, destroyed or otherwise damaged to such an extent that it cannot be returned to a condition which is legal for operation on the highways of this State

- **Non-US Vehicle**

Non-U.S. Vehicle means a motor vehicle that was manufactured outside of the United States and that was not provided with a U.S. warranty commonly referred to as a “grey-market vehicle.”

- **Not Street Legal**

Not Street Legal means a motor vehicle that cannot legally be operated on state or local roads or highways.

- **Rebuilt**

NRS 482.098 “Rebuilt vehicle” defined.

1. “Rebuilt vehicle” means a vehicle:
 - (a) That is a salvage vehicle as that term is defined in NRS 487.770, excluding a nonrepairable vehicle; or
 - (b) One or more major components of which have been replaced as set forth in this subsection. For the purposes of this subsection, the requisite major components of a vehicle which must be replaced for a vehicle to be considered rebuilt are the:
 - (1) Cowl assembly;
 - (2) Rear clip assembly;
 - (3) Roof assembly;
 - (4) Floor pan assembly;
 - (5) Conventional frame coupled with one additional major component; or
 - (6) Complete front inner structure for a unibody.
2. The term does not include a vehicle for which the only change is the installation of a truck cab assembly.

3. For the purposes of this section, "replaced" means the substitution, or change in whole, of a new, used or after-market part of a vehicle.

- **Reconstructed**

NRS 482.100 "Reconstructed vehicle" defined. "Reconstructed vehicle" means any vehicle which shall have been assembled or constructed largely by means of essential parts, new or used, derived from other vehicles or makes of vehicles of various names, models or types, or which, if originally otherwise constructed, shall have been materially altered by the removal of essential parts or by the addition or substitution of essential parts, new or used, derived from other vehicles or makes of vehicles.

- **Salvage**

NRS 487.770 "Salvage vehicle" defined. "Salvage vehicle" means a motor vehicle that at any time has been declared a total loss vehicle, flood-damaged vehicle, nonrepairable vehicle or had "salvage" or a similar word or designation placed on any title issued for the vehicle.

- **Specially Constructed**

NRS 482.120 "Specially constructed vehicle" defined. "Specially constructed vehicle" means any vehicle which shall not have been originally constructed under a distinctive name, make, model or type by a generally recognized manufacturer of vehicles.

- **Total Loss**

NRS 487.790 "Total loss vehicle" defined.

1. "Total loss vehicle" means a motor vehicle:

(a) Of a type which is subject to registration; and

(b) Which has been wrecked, destroyed or otherwise damaged to such an extent that the cost of repair is 65 percent or more of the fair market value of the vehicle immediately before it was wrecked, destroyed or otherwise damaged, except that, for the purposes of this paragraph, the cost of repair does not include the cost of:

(1) Painting any portion of the vehicle;

(2) Replacing electronic components in accordance with the specifications of the manufacturer; or

(3) Towing the vehicle.

2. The term does not include:

(a) A nonrepairable vehicle;

(b) A motor vehicle which is 10 model years old or older and which, to restore the vehicle to its condition before it was wrecked, destroyed or otherwise damaged and regardless of cost, requires the replacement of only:

(1) The hood;

(2) The trunk lid;

(3) A fender;

(4) Two or fewer of the following parts or assemblies, which may be bolted or unbolted:

(l) Doors;

- (II) A grill assembly;
- (III) A bumper assembly;
- (IV) A headlight assembly; or
- (V) A taillight assembly; or

(5) Any combination of subparagraph (1), (2), (3) or (4);

(c) A motor vehicle, regardless of the age of the vehicle, for which the cost to repair the vehicle is less than 65 percent of the fair market value of the vehicle immediately before the vehicle was wrecked, destroyed or otherwise damaged, except that, for the purposes of this paragraph, the cost of repair does not include the cost of:

- (1) Painting any portion of the vehicle;
- (2) Replacing electronic components in accordance with the specifications of the manufacturer; or
- (3) Towing the vehicle; or

(d) A motor vehicle that was stolen and subsequently recovered, if the motor vehicle:

- (1) Has no structural damage; and
- (2) Is missing only tires, wheels, audio or video equipment, or some combination thereof.

3. For the purposes of this section, the model year of manufacture is calculated based on a year beginning on January 1 of the calendar year in which the damage occurs.

- 11. Brand Date: The date the brand was applied to the vehicle.
- 12. Mail To: The name and address the title was mailed to.
- 13. Owner(s) Name and Address: The name and address of the person or persons the Certificate of Title is issued to.
- 14. Lienholder Name and Address: The name and address of the legal owner of the vehicle who holds the security interest if different from number 13.
- 15. Lienholder Release: All Nevada Certificates of Title that show a lienholder require a release of lien to transfer ownership. The lienholder or authorized agent of the lienholder must complete this section. The signature of the lienholder or the authorized agent and the date of the signature are required to complete the release. If the lienholder is a business, the business name must appear along with the signature of an authorized representative of the business.
- 16. Printed Full Legal Name and Address of Buyer(s): Record the registered owner's full legal name exactly as it appears on the customer's driver's license, identification card, or business license. This name will be recorded on the vehicle registration certificate and Certificate of Title. Customers purchasing a vehicle(s) for a business are not required to present their business license.

Note:

- If the title is to read "doing business as" enter "DBA" preceding the business

name.

- If the vehicle is leased, the words “Lessee” and “Lessor” must be included after the full legal name
- If there is more than one Lessee, separate the Lessees with a semi-colon “;”.

17. Nevada Driver’s License, Identification Card Number, or FEIN for businesses: Enter the number based on the document presented during the purchase transaction. The DMV will use these numbers to ensure the full legal name of the owner is placed on the registration and title.

Note:

- If the customer does not have a Nevada driver’s license or identification card, “No Nevada DL or ID” must be printed.
 - Customers purchasing a vehicle(s) for a business that does not have an FEIN (Federal Employer Identification Number), enter “No FEIN.”
 - Do not enter or use the customer’s social security number.
18. And/Or: If the registration and title are in more than one name, the appropriate box must be marked to indicate “and” or ”or.” Using “and” will require all persons on the title to sign the title to release interest in the vehicle. “OR” will allow one person to sign the title to release interest in the vehicle, if there are two or more recorded owners.
19. Odometer Reading: The odometer reading must be recorded exactly as it shows on the vehicle’s odometer apparatus, excluding tenths. The seller(s) must complete the Odometer Statement to the best of their knowledge.
20. Odometer Declaration: If the odometer reading is not the actual mileage of the vehicle, one of the statements must be checked. The Certificate of Title will be branded accordingly.
21. Signature and Printed Name of the Seller(s)/Agent/Dealership.
22. DMV issued Dealer’s License Number (if applicable)
23. Date of Sale: The actual date ownership of the vehicle was transferred.
24. Signature and Printed Full Legal Name of the Buyer(s).

Note: Any alteration or erasure voids a Nevada Certificate of Title. The control number in the lower right hand corner of the Certificate of Title is not the title number. The Department uses this number internally.

STATE OF NEVADA

DEPARTMENT OF MOTOR VEHICLES

CERTIFICATE OF TITLE

XXXXX

| VIN | YEAR | MAKE | MODEL | VEHICLE BODY | TITLE NUMBER |
|----------------------|------|------|------------|--------------|--------------|
| XXXXXXXXXXXXXXXXXXXX | XXXX | XXXX | XXXXXXXXXX | XXX | NVXXXXXXXXXX |

| DATE ISSUED | ODOMETER MILES | ODOMETER BRAND | FUEL TYPE | EMPTY WT | GROSS WT |
|-------------|----------------|----------------|-----------|----------|----------|
| XX/XX/XXXX | XXXXXXX | XXXXXX XXXXX | X | XXXXX | XXXXX |

PRINT DATE XX/XX/XXXX

| VEHICLE BRANDS | BRAND DATE |
|----------------|------------|
| BRAND 1 | XX/XX/XXXX |
| BRAND 2 | XX/XX/XXXX |
| BRAND 3 | XX/XX/XXXX |
| BRAND 4 | XX/XX/XXXX |

MAIL TO:
 MAIL TO NAME
 MAIL TO STREET ADDRESS
 MAIL TO CITY, STATE, ZIP CODE

VOID

OWNER(S) NAME AND ADDRESS
 OWNER 1 NAME
 OWNER 2 NAME
 OWNER 3 NAME
 OWNER 4 NAME
 OWNER 1 STREET ADDRESS
 OWNER 1 CITY, STATE, ZIP CODE


OWNER COMBO 1
 OWNER COMBO 2
 OWNER COMBO 3
 OWNER COMBO 4

LIENHOLDER NAME AND ADDRESS
 LIENHOLDER NAME
 LIENHOLDER STREET ADDRESS
 LIENHOLDER CITY, STATE, ZIP CODE

LIENHOLDER RELEASE – SECURITY INTEREST IN THE VEHICLE DESCRIBED ON THIS TITLE IS HEREBY RELEASED:

SIGNATURE OF AUTHORIZED AGENT _____ DATE _____

PRINTED NAME OF AGENT AND COMPANY _____



FEDERAL AND STATE LAW REQUIRES THAT YOU STATE THE MILEAGE IN CONNECTION WITH THE TRANSFER OF OWNERSHIP. FAILURE TO COMPLETE OR PROVIDING A FALSE STATEMENT MAY RESULT IN FINES AND/OR IMPRISONMENT.
 The undersigned hereby certifies the vehicle described in this title has been transferred to the following buyer(s):

| | | |
|--|--|------------------------------|
| Printed Full Legal Name of Buyer _____ | Nevada Driver's License or Identification Number _____ | <input type="checkbox"/> AND |
| Printed Full Legal Name of Buyer _____ | Nevada Driver's License or Identification Number _____ | <input type="checkbox"/> OR |

Street Address _____ City _____ State _____ Zip Code _____

I certify to the best of my knowledge the odometer reading is the actual mileage of the vehicle unless one of the following is checked.

NO TENTHS The mileage stated is in excess of its mechanical limits.
 The odometer reading is not the actual mileage. WARNING: ODOMETER DISCREPANCY
 Exempt – Model year over 9 years old


ODOMETER READING _____

| | |
|---|--|
| Signature of Seller(s)/Agent/Dealership _____ | Printed Name of Seller(s)/Agent/Dealership _____ |
| I am aware of the above odometer certification made by the seller/agent | Dealer License Number _____ Date of Sale _____ |
| Signature of Buyer _____ | Printed Full Legal Name of Buyer _____ |

ACCORDING TO THE RECORDS OF THE DEPARTMENT OF MOTOR VEHICLES, THE PERSON NAMED HEREON IS THE OWNER OF THE VEHICLE DESCRIBED ABOVE, SUBJECT TO LIEN AS SHOWN.

CONTROL NUMBER
000034

(THIS IS NOT A TITLE NUMBER)



VP-2S (Rev 01/ 2016)

ALTERATION OR ERASURE VOIDS THIS TITLE

Nevada Salvage Title

(Form VP-2S)

Revision 1/2016 (Back)

1. First Reassignment – Dealer Only: To be completed only by a dealer upon the first reassignment of the Certificate of Title. The dealer’s business name and business license number must be recorded, and the reassignment must be completed in the same manner as the assignment on the front of the Certificate of Title.
2. Second Reassignment – Dealer Only: To be completed only by a dealer upon the second reassignment of the Certificate of Title. The dealer’s business name and business license number must be recorded, and the reassignment must be completed in the same manner as the assignment on the front of the Certificate of Title.
3. Lienholder to be recorded: This section must be completed.
 - If the new Certificate of Title is to reflect a security interest in the vehicle the lienholder’s name, address and ELT number (if applicable) must be recorded.
 - If there is no lienholder, “None” must be recorded in this section.

Note: Any alteration or erasure voids a Nevada Certificate of Title. The reassignment on the front of the title (beginning on item 16 on the front of the title) must be completed before the Dealer Only First Reassignment of Title is completed.

| | | | | |
|---|---|---|------------------------------|-----------------------------|
| ▶ | <p align="center">FEDERAL AND STATE LAW REQUIRES THAT YOU STATE THE MILEAGE IN CONNECTION WITH THE TRANSFER OF OWNERSHIP. FAILURE TO COMPLETE OR PROVIDING A FALSE STATEMENT MAY RESULT IN FINES AND/OR IMPRISONMENT. The undersigned hereby certifies the vehicle described in this title has been transferred to the following buyer(s):</p> | | | |
| FIRST REASSIGNMENT Dealer only | FIRST REASSIGNMENT – DEALER ONLY | | | |
| | Printed Full Legal Name of Buyer _____ | Nevada Driver's License or Identification Number _____ | <input type="checkbox"/> AND | <input type="checkbox"/> OR |
| | Printed Full Legal Name of Buyer _____ | Nevada Driver's License or Identification Number _____ | | |
| | Address _____ | City _____ | State _____ | Zip Code _____ |
| | I certify to the best of my knowledge the odometer reading is the actual mileage of the vehicle unless one of the following is checked. | | | |
| | <input type="checkbox"/> NO <input type="checkbox"/> TENTHS | <input type="checkbox"/> The mileage stated is in excess of its mechanical limits. <input type="checkbox"/> The odometer reading is not the actual mileage. WARNING: ODOMETER DISCREPANCY <input type="checkbox"/> Exempt – Model year over 9 years old | | |
| | ODOMETER READING _____ | | | |
| | Signature of Seller(s)/Agent/Dealership _____ | Printed Name of Seller(s)/Agent/Dealership _____ | | |
| I am aware of the above odometer certification made by the seller/agent | | Dealer License Number _____ | Date of Sale _____ | |
| Signature of Buyer _____ | Printed Full Legal Name of Buyer _____ | | | |
| ▶ | <p align="center">FEDERAL AND STATE LAW REQUIRES THAT YOU STATE THE MILEAGE IN CONNECTION WITH THE TRANSFER OF OWNERSHIP. FAILURE TO COMPLETE OR PROVIDING A FALSE STATEMENT MAY RESULT IN FINES AND/OR IMPRISONMENT. The undersigned hereby certifies the vehicle described in this title has been transferred to the following buyer(s):</p> | | | |
| SECOND REASSIGNMENT Dealer only | SECOND REASSIGNMENT – DEALER ONLY | | | |
| | Printed Full Legal Name of Buyer _____ | Nevada Driver's License or Identification Number _____ | <input type="checkbox"/> AND | <input type="checkbox"/> OR |
| | Printed Full Legal Name of Buyer _____ | Nevada Driver's License or Identification Number _____ | | |
| | Address _____ | City _____ | State _____ | Zip Code _____ |
| | I certify to the best of my knowledge the odometer reading is the actual mileage of the vehicle unless one of the following is checked. | | | |
| | <input type="checkbox"/> NO <input type="checkbox"/> TENTHS | <input type="checkbox"/> The mileage stated is in excess of its mechanical limits. <input type="checkbox"/> The odometer reading is not the actual mileage. WARNING: ODOMETER DISCREPANCY <input type="checkbox"/> Exempt – Model year over 9 years old | | |
| | ODOMETER READING _____ | | | |
| | Signature of Seller(s)/Agent/Dealership _____ | Printed Name of Seller(s)/Agent/Dealership _____ | | |
| I am aware of the above odometer certification made by the seller/agent | | Dealer License Number _____ | Date of Sale _____ | |
| Signature of Buyer _____ | Printed Full Legal Name of Buyer _____ | | | |
| LIEN | LIENHOLDER TO BE RECORDED | | | |
| | Printed Full Legal Name of Lienholder _____ (if no lienholder write "NONE") | | | |
| | Address _____ Street _____ City _____ State _____ Zip Code _____ | | | |
| | FEIN / ELT Number _____ | | | |

ALTERATION OR ERASURE VOIDS THIS TITLE

**Nevada Salvage Title
(Form VP-2S)
Revision 8/2010 (Front)**

1. Vehicle Information: The vehicle identification number, year, make, model and vehicle body.
2. Title Number: The number assigned at the time the title is created.
3. Date Issued: The date the title was issued.
4. Odometer Miles: The reading indicated on the vehicle's odometer apparatus. Required for all vehicles that are nine years and newer and do not meet exemptions in Title 49 Odometer Disclosure.
5. Fuel Type: The type of fuel the vehicle uses.
6. Sales Tax Paid: This field is intentionally left blank.
7. Empty Weight: The actual weight of the vehicle when empty.
8. Gross Weight: The maximum recommended weight of the vehicle when full (passengers, luggage, etc.).
9. GVWR: The gross vehicle weight rating (the weight of the vehicle plus the vehicle's useful or maximum load).
10. Vehicle Color: This field is intentionally left blank.
11. Odometer Brand: The actual status of the odometer reading.
 - a. Actual Mileage: the miles shown on the odometer are the exact miles the vehicle has been driven,
 - b. Exceeds Mechanical Limits; the vehicle has traveled more miles than the odometer is capable of showing.
 - c. Not Actual: warning odometer discrepancy: the odometer reading is not the actual mileage (the odometer may have been broken or a new odometer may have been installed).
 - d. Exempt or Exempt Weight; the vehicle is ten years old or older or meets the exemption qualifications in Title 49 Odometer Disclosure.
12. Brands: A descriptive label assigned to a vehicle to identify the vehicle's current or prior condition. When more than one brand applies, each brand will be listed (maximum of four most current brands listed).
 - Flood Damage

NRS 487.740 "Flood-damaged vehicle" defined. "Flood-damaged vehicle" means a motor vehicle which:

 1. Has been submerged in water to a point that the level of the water is higher than the door sill of the vehicle and the water has entered the passenger, trunk or engine compartment of the vehicle and has come into contact with the electrical system of the vehicle; or

2. Has been acquired by an insurance company or retained by its owner or any other person as part of a total loss settlement resulting from water damage.

- **Lemon Law Buy Back**

Lemon Law Buyback means a new motor vehicle that was returned to the manufacturer because of defects pursuant to NRS 597.600 to 597.680, inclusive, or a used motor vehicle returned pursuant to NRS 482.36655 to 482.36667, inclusive, or a title brand that has been carried forward from another title or certificate of ownership.

- **Non-Rebuildable**

Non-Rebuildable brand means a motor vehicle that cannot be rebuilt.

- **Non-Repairable**

NRS 487.760 "Nonrepairable vehicle" defined. "Nonrepairable vehicle" means a motor vehicle other than an abandoned vehicle, as defined in NRS 487.210, that:

1. Has value only as a source of parts or scrap metal;
2. Has been designated by its owner for dismantling as a source of parts or scrap metal;
3. Has been stripped of all body panels, doors, hatches, substantially all interior components and substantially all grill and light assemblies; or
4. Has been burned, destroyed or otherwise damaged to such an extent that it cannot be returned to a condition which is legal for operation on the highways of this State

- **Non-US Vehicle**

Non-U.S. Vehicle means a motor vehicle that was manufactured outside of the United States and that was not provided with a U.S. warranty commonly referred to as a "grey-market vehicle."

- **Not Street Legal**

Not Street Legal means a motor vehicle that cannot legally be operated on state or local roads or highways.

- **Rebuilt**

NRS 482.098 "Rebuilt vehicle" defined.

1. "Rebuilt vehicle" means a vehicle:
 - (a) That is a salvage vehicle as that term is defined in NRS 487.770, excluding a nonrepairable vehicle; or
 - (b) One or more major components of which have been replaced as set forth in this subsection. For the purposes of this subsection, the requisite major components of a vehicle which must be replaced for a vehicle to be considered rebuilt are the:
 - (1) Cowl assembly;
 - (2) Rear clip assembly;
 - (3) Roof assembly;
 - (4) Floor pan assembly;
 - (5) Conventional frame coupled with one additional major component; or

(6) Complete front inner structure for a unibody.

2. The term does not include a vehicle for which the only change is the installation of a truck cab assembly.

3. For the purposes of this section, "replaced" means the substitution, or change in whole, of a new, used or after-market part of a vehicle.

- **Reconstructed**

NRS 482.100 "Reconstructed vehicle" defined. "Reconstructed vehicle" means any vehicle which shall have been assembled or constructed largely by means of essential parts, new or used, derived from other vehicles or makes of vehicles of various names, models or types, or which, if originally otherwise constructed, shall have been materially altered by the removal of essential parts or by the addition or substitution of essential parts, new or used, derived from other vehicles or makes of vehicles.

- **Salvage**

NRS 487.770 "Salvage vehicle" defined. "Salvage vehicle" means a motor vehicle that at any time has been declared a total loss vehicle, flood-damaged vehicle, nonrepairable vehicle or had "salvage" or a similar word or designation placed on any title issued for the vehicle.

- **Specially Constructed**

NRS 482.120 "Specially constructed vehicle" defined. "Specially constructed vehicle" means any vehicle which shall not have been originally constructed under a distinctive name, make, model or type by a generally recognized manufacturer of vehicles.

- **Total Loss**

NRS 487.790 "Total loss vehicle" defined.

1. "Total loss vehicle" means a motor vehicle:

(a) Of a type which is subject to registration; and

(b) Which has been wrecked, destroyed or otherwise damaged to such an extent that the cost of repair is 65 percent or more of the fair market value of the vehicle immediately before it was wrecked, destroyed or otherwise damaged, except that, for the purposes of this paragraph, the cost of repair does not include the cost of:

(1) Painting any portion of the vehicle;

(2) Replacing electronic components in accordance with the specifications of the manufacturer; or

(3) Towing the vehicle.

2. The term does not include:

(a) A nonrepairable vehicle;

(b) A motor vehicle which is 10 model years old or older and which, to restore the vehicle to its condition before it was wrecked, destroyed or otherwise damaged and regardless of cost, requires the replacement of only:

(1) The hood;

(2) The trunk lid;

(3) A fender;

(4) Two or fewer of the following parts or assemblies, which may be bolted or unbolted:

- (I) Doors;
- (II) A grill assembly;
- (III) A bumper assembly;
- (IV) A headlight assembly; or
- (V) A taillight assembly; or

(5) Any combination of subparagraph (1), (2), (3) or (4);

(c) A motor vehicle, regardless of the age of the vehicle, for which the cost to repair the vehicle is less than 65 percent of the fair market value of the vehicle immediately before the vehicle was wrecked, destroyed or otherwise damaged, except that, for the purposes of this paragraph, the cost of repair does not include the cost of:

- (1) Painting any portion of the vehicle;
- (2) Replacing electronic components in accordance with the specifications of the manufacturer; or
- (3) Towing the vehicle; or

(d) A motor vehicle that was stolen and subsequently recovered, if the motor vehicle:

- (1) Has no structural damage; and
- (2) Is missing only tires, wheels, audio or video equipment, or some combination thereof.

3. For the purposes of this section, the model year of manufacture is calculated based on a year beginning on January 1 of the calendar year in which the damage occurs.

- 13. **Owner(s) Name and Address:** The name and address of the person or persons the Certificate of Title is issued to.
- 14. **Lienholder Name and Address:** The name and address of the legal owner of the vehicle who holds the security interest if different from number 13.
- 15. **Lienholder Release:** All Nevada Certificates of Title that show a lienholder require a release of lien to transfer ownership. The lienholder or authorized agent of the lienholder must complete this section. The signature of the lienholder or the authorized agent and the date of the signature are required to complete the release. If the lienholder is a business, the business name must appear along with the signature of an authorized representative of the business.
- 16. **Government owned vehicles subject to registration in Nevada and sold or liquidated through a licensed Nevada auction should NOT stamp on to the title.** In the area indicated by #16, write SOLD THROUGH, AUCTION NAME and the initials of the authorized representative of the auction company.
- 17. **Printed Full Legal Name and Address of Buyer(s):** Record the registered owner's full legal name exactly as it appears on the customer's driver's license, identification card, or business license. This name will be recorded on the vehicle

registration certificate and Certificate of Title. Customers purchasing a vehicle(s) for a business are not required to present their business license.

Note:

- If the title is to read “doing business as” enter “DBA” preceding the business name.
- If the vehicle is leased, the words “Lessee” and “Lessor” must be included after the full legal name
- If there is more than one Lessee, separate the Lessees with a semi-colon “;”.

18. Nevada Driver’s License, Identification Card Number, or FEIN for businesses: Enter the number based on the document presented during the purchase transaction. The DMV will use these numbers to ensure the full legal name of the owner is placed on the registration and title.

Note:

- If the customer does not have a Nevada driver’s license or identification card, “No Nevada DL or ID” must be printed.
- Customers purchasing a vehicle(s) for a business that does not have an FEIN (Federal Employer Identification Number), enter “No FEIN.”
- Do not enter or use the customer’s social security number.

19. And/Or: If the registration and title are in more than one name, the appropriate box must be marked to indicate “and” or “or.” Using “and” will require all persons on the title to sign the title to release interest in the vehicle. “OR” will allow for one person to sign the title to release interest in the vehicle, if there are two or more recorded owners.
20. Odometer Reading: The odometer reading must be recorded exactly as it shows on the vehicle’s odometer apparatus, excluding tenths. The seller(s) must complete the Odometer Statement to the best of their knowledge.
21. Odometer Declaration: If the odometer reading is not the actual mileage of the vehicle, one of the statements must be checked. The Certificate of Title will be branded accordingly.
22. Signature and Printed Name of the Seller(s)/Agent/Dealership.
23. Check box to acknowledge the odometer certification: Buyer will check the box to acknowledge the odometer declaration.
24. DMV issued Dealer’s License Number (if applicable).
25. Date of Sale: The actual date ownership of the vehicle was transferred.
26. Signature and Printed Full Legal Name of the Buyer(s).

Note: Any alteration or erasure voids a Nevada Certificate of Title. The control number in the lower right hand corner of the Certificate of Title is not the title number. The Department uses this number internally.

STATE OF NEVADA
DEPARTMENT OF MOTOR VEHICLES

SALVAGE TITLE

| | | | | | |
|----------------------------|-----------------------------|-----------------------|--------------------------|--------------------------|--------------------------|
| VIN 1 | YEAR 1 | MAKE 1 | MODEL 1 | VEHICLE BODY 1 | TITLE NUMBER 2 |
| DATE ISSUED 3 | ODOMETER MILES 4 | FUEL TYPE 5 | SALES TAX PD 6 | EMPTY WT 7 | GROSS WT 8 |
| VEHICLE COLOR 10 | ODOMETER BRAND 11 | | | BRANDS 12 | OVWR 9 |

OWNER(S) NAME AND ADDRESS
13

TEST

LIENHOLDER NAME AND ADDRESS
14

LIENHOLDER RELEASE - INTEREST IN THE VEHICLE DESCRIBED ON THIS TITLE IS HEREBY RELEASED:
15

SIGNATURE OF AUTHORIZED AGENT _____ DATE _____

PRINTED NAME OF AGENT AND COMPANY _____

16

FEDERAL AND STATE LAW REQUIRES THAT YOU STATE THE MILEAGE IN CONNECTION WITH THE TRANSFER OF OWNERSHIP. FAILURE TO COMPLETE OR PROVIDING A FALSE STATEMENT MAY RESULT IN FINES AND/OR IMPRISONMENT.
The undersigned hereby certifies the vehicle described in this title has been transferred to the following buyer(s):

17 _____ **18** _____ AND OR

17 Printed Full Legal Name of Buyer Nevada Driver's License Number or Identification Number **19**

17 _____ **18** _____ **19**

17 Printed Full Legal Name of Buyer Nevada Driver's License Number or Identification Number

17 Address _____ City _____ State _____ Zip Code _____

I certify to the best of my knowledge the odometer reading is the actual mileage of the vehicle unless one of the following statements is checked.

20 NO TENTHS **21** The mileage stated is in excess of its mechanical limits.
 The odometer reading is not the actual mileage. WARNING: ODOMETER DISCREPANCY.
 Exempt - Model year over 8 years old.

22 _____ **22** _____

Signature of Seller(s)/Agent/Dealership Printed Name of Seller(s)/Agent/Dealership

I am aware of the above odometer certification made by the seller/agent. **23** Dealer's License Number: **24** _____ Date of Sale: **25** _____

26 _____ **26** _____

Signature of Buyer Printed Full Legal Name of Buyer

ACCORDING TO THE RECORDS OF THE DEPARTMENT OF MOTOR VEHICLES, THE PERSON NAMED HEREON IS THE OWNER OF THE VEHICLE DESCRIBED ABOVE, SUBJECT TO LIEN AS SHOWN.

CONTROL NO.
S000000
(THIS IS NOT A BILL NO.)

VP-25 (Rev. 8/10)

STATE OF NEVADA

ALTERATION OR ERASURE VOIDS THIS TITLE

Nevada Salvage Title
Revision 8/2010 (Back)

1. Dealer Only First Reassignment of Title: To be completed only by a dealer upon the first reassignment of the Certificate of Title. The dealer's business name and business license number must be recorded, and the reassignment must be completed in the same manner as the assignment on the front of the Certificate of Title.
2. Dealer Only Second Reassignment of Title: To be completed only by a dealer upon the second reassignment of the Certificate of Title. The dealer's business name and business license number must be recorded, and the reassignment must be completed in the same manner as the assignment on the front of the Certificate of Title.
3. Dealer Only Third Reassignment of Title: To be completed only by a dealer upon the third reassignment of the Certificate of Title. The dealer's business name and business license number must be recorded, and the reassignment must be completed in the same manner as the assignment on the front of the Certificate of Title.
4. Lienholder to be recorded: This section must be completed.
 - If the new Certificate of Title is to reflect a security interest in the vehicle the lienholder's name, address and ELT number (if applicable) must be recorded.
 - If there is no lienholder, "None" must be recorded in this section.

Note: Any alteration or erasure voids a Nevada Certificate of Title. The reassignment on the front of the title (beginning on item 16 on the front of the title) must be completed before the Dealer Only First Reassignment of Title is completed.

Salvage Title and NonRepairable Vehicle Certificate Guide

| | | | | |
|--|--|--|--|--|
| 1 FIRST REASSIGNMENT DEALER ONLY | FEDERAL AND STATE LAW REQUIRES THAT YOU STATE THE MILEAGE IN CONNECTION WITH THE TRANSFER OF OWNERSHIP. FAILURE TO COMPLETE OR PROVIDING A FALSE STATEMENT MAY RESULT IN FINES AND/OR IMPRISONMENT. The undersigned hereby certifies the vehicle described in this title has been transferred to the following buyer(s): | | | |
| | Printed Full Legal Name of Buyer _____ | | Nevada Driver's License Number or Identification Number _____ <input type="checkbox"/> AND <input type="checkbox"/> OR | |
| | Printed Full Legal Name of Buyer _____ | | Nevada Driver's License Number or Identification Number _____ | |
| | Address _____ | | City _____ State _____ Zip Code _____ | |
| | I certify to the best of my knowledge the odometer reading is the actual mileage of the vehicle unless one of the following statements is checked. | | | |
| | <input type="checkbox"/> NO <input type="checkbox"/> TENTHS ODOMETER READING _____ | | <input type="checkbox"/> The mileage stated is in excess of its mechanical limits. <input type="checkbox"/> The odometer reading is not the actual mileage. WARNING: ODOMETER DISCREPANCY. <input type="checkbox"/> Exempt - Model year over 9 years old. | |
| Signature of Seller(s)/Agent/Dealership _____ I am aware of the above odometer certification made by the seller/agent. <input type="checkbox"/> | | Printed Name of Seller(s)/Agent/Dealership _____ Dealer's License Number _____ Date of Sale _____ | | |
| Signature of Buyer _____ | | Printed Full Legal Name of Buyer _____ | | |
| 2 SECOND REASSIGNMENT DEALER ONLY | FEDERAL AND STATE LAW REQUIRES THAT YOU STATE THE MILEAGE IN CONNECTION WITH THE TRANSFER OF OWNERSHIP. FAILURE TO COMPLETE OR PROVIDING A FALSE STATEMENT MAY RESULT IN FINES AND/OR IMPRISONMENT. The undersigned hereby certifies the vehicle described in this title has been transferred to the following buyer(s): | | | |
| | Printed Full Legal Name of Buyer _____ | | Nevada Driver's License Number or Identification Number _____ <input type="checkbox"/> AND <input type="checkbox"/> OR | |
| | Printed Full Legal Name of Buyer _____ | | Nevada Driver's License Number or Identification Number _____ | |
| | Address _____ | | City _____ State _____ Zip Code _____ | |
| | I certify to the best of my knowledge the odometer reading is the actual mileage of the vehicle unless one of the following statements is checked. | | | |
| | <input type="checkbox"/> NO <input type="checkbox"/> TENTHS ODOMETER READING _____ | | <input type="checkbox"/> The mileage stated is in excess of its mechanical limits. <input type="checkbox"/> The odometer reading is not the actual mileage. WARNING: ODOMETER DISCREPANCY. <input type="checkbox"/> Exempt - Model year over 9 years old. | |
| Signature of Seller(s)/Agent/Dealership _____ I am aware of the above odometer certification made by the seller/agent. <input type="checkbox"/> | | Printed Name of Seller(s)/Agent/Dealership _____ Dealer's License Number _____ Date of Sale _____ | | |
| Signature of Buyer _____ | | Printed Full Legal Name of Buyer _____ | | |
| 3 THIRD REASSIGNMENT DEALER ONLY | FEDERAL AND STATE LAW REQUIRES THAT YOU STATE THE MILEAGE IN CONNECTION WITH THE TRANSFER OF OWNERSHIP. FAILURE TO COMPLETE OR PROVIDING A FALSE STATEMENT MAY RESULT IN FINES AND/OR IMPRISONMENT. The undersigned hereby certifies the vehicle described in this title has been transferred to the following buyer(s): | | | |
| | Printed Full Legal Name of Buyer _____ | | Nevada Driver's License Number or Identification Number _____ <input type="checkbox"/> AND <input type="checkbox"/> OR | |
| | Printed Full Legal Name of Buyer _____ | | Nevada Driver's License Number or Identification Number _____ | |
| | Address _____ | | City _____ State _____ Zip Code _____ | |
| | I certify to the best of my knowledge the odometer reading is the actual mileage of the vehicle unless one of the following statements is checked. | | | |
| | <input type="checkbox"/> NO <input type="checkbox"/> TENTHS ODOMETER READING _____ | | <input type="checkbox"/> The mileage stated is in excess of its mechanical limits. <input type="checkbox"/> The odometer reading is not the actual mileage. WARNING: ODOMETER DISCREPANCY. <input type="checkbox"/> Exempt - Model year over 9 years old. | |
| Signature of Seller(s)/Agent/Dealership _____ I am aware of the above odometer certification made by the seller/agent. <input type="checkbox"/> | | Printed Name of Seller(s)/Agent/Dealership _____ Dealer's License Number _____ Date of Sale _____ | | |
| Signature of Buyer _____ | | Printed Full Legal Name of Buyer _____ | | |
| 4 LIEN | LIENHOLDER TO BE RECORDED | | | |
| | Printed Full Legal Name of Lienholder _____ (If no lienholder write "NONE") | | FEIN _____ | |
| | Address _____ Street _____ | | City _____ State _____ Zip Code _____ | |

ALTERATION OR ERASURE VOIDS THIS TITLE

**Nevada Salvage Title
(Form RD-2S)
Revision 1/2006 (Front)**

1. Vehicle Information: The vehicle identification number, year, make, model and vehicle body.
2. Title Number: The number assigned at the time the title is created.
3. Date Issued: The date the title was issued.
4. Odometer Miles: The reading indicated on the vehicle's odometer apparatus. Required for all vehicles that are nine years and newer and do not meet exemptions in Title 49 Odometer Disclosure.
5. Fuel Type: The type of fuel the vehicle uses.
6. Sales Tax Paid: the "Y" or "N" indicates whether sales tax was paid for the vehicle.
7. Empty Weight: The actual weight of the vehicle when empty.
8. Gross Weight: The maximum recommended weight of the vehicle when full (passengers, luggage, etc.).
9. GVWR: The gross vehicle weight rating (the weight of the vehicle plus the vehicle's useful or maximum load).
10. Vehicle Color: The color of the vehicle.
11. Odometer Brand: The actual status of the odometer reading.
 - a. Actual Mileage: the miles shown on the odometer are the exact miles the vehicle has been driven,
 - b. Exceeds Mechanical Limits; the vehicle has traveled more miles than the odometer is capable of showing.
 - c. Not Actual: warning odometer discrepancy: the odometer reading is not the actual mileage (the odometer may have been broken or a new odometer may have been installed).
 - d. Exempt or Exempt Weight; the vehicle is ten years old or older or meets the exemption qualifications in Title 49 Odometer Disclosure.
12. Brands: A descriptive label assigned to a vehicle to identify the vehicle's current or prior condition. When more than one brand applies, each brand will be listed (maximum of four most current brands listed).
 - Flood Damage

NRS 487.740 "Flood-damaged vehicle" defined. "Flood-damaged vehicle" means a motor vehicle which:

 1. Has been submerged in water to a point that the level of the water is higher than the door sill of the vehicle and the water has entered the passenger, trunk or engine compartment of the vehicle and has come into contact with the electrical

system of the vehicle; or

2. Has been acquired by an insurance company or retained by its owner or any other person as part of a total loss settlement resulting from water damage.

- **Lemon Law Buy Back**

Lemon Law Buyback means a new motor vehicle that was returned to the manufacturer because of defects pursuant to NRS 597.600 to 597.680, inclusive, or a used motor vehicle returned pursuant to NRS 482.36655 to 482.36667, inclusive, or a title brand that has been carried forward from another title or certificate of ownership.

- **Non-Rebuildable**

Non-Rebuildable brand means a motor vehicle that cannot be rebuilt.

- **Non-Repairable**

NRS 487.760 "Nonrepairable vehicle" defined. "Nonrepairable vehicle" means a motor vehicle other than an abandoned vehicle, as defined in NRS 487.210, that:

1. Has value only as a source of parts or scrap metal;
2. Has been designated by its owner for dismantling as a source of parts or scrap metal;
3. Has been stripped of all body panels, doors, hatches, substantially all interior components and substantially all grill and light assemblies; or
4. Has been burned, destroyed or otherwise damaged to such an extent that it cannot be returned to a condition which is legal for operation on the highways of this State

- **Non-US Vehicle**

Non-U.S. Vehicle means a motor vehicle that was manufactured outside of the United States and that was not provided with a U.S. warranty commonly referred to as a "grey-market vehicle."

- **Not Street Legal**

Not Street Legal means a motor vehicle that cannot legally be operated on state or local roads or highways.

- **Rebuilt**

NRS 482.098 "Rebuilt vehicle" defined.

1. "Rebuilt vehicle" means a vehicle:
 - (a) That is a salvage vehicle as that term is defined in NRS 487.770, excluding a nonrepairable vehicle; or
 - (b) One or more major components of which have been replaced as set forth in this subsection. For the purposes of this subsection, the requisite major components of a vehicle which must be replaced for a vehicle to be considered rebuilt are the:
 - (1) Cowl assembly;
 - (2) Rear clip assembly;
 - (3) Roof assembly;
 - (4) Floor pan assembly;

- (5) Conventional frame coupled with one additional major component; or
- (6) Complete front inner structure for a unibody.

2. The term does not include a vehicle for which the only change is the installation of a truck cab assembly.

3. For the purposes of this section, “replaced” means the substitution, or change in whole, of a new, used or after-market part of a vehicle.

- **Reconstructed**

NRS 482.100 “Reconstructed vehicle” defined. “Reconstructed vehicle” means any vehicle which shall have been assembled or constructed largely by means of essential parts, new or used, derived from other vehicles or makes of vehicles of various names, models or types, or which, if originally otherwise constructed, shall have been materially altered by the removal of essential parts or by the addition or substitution of essential parts, new or used, derived from other vehicles or makes of vehicles.

- **Salvage**

NRS 487.770 “Salvage vehicle” defined. “Salvage vehicle” means a motor vehicle that at any time has been declared a total loss vehicle, flood-damaged vehicle, nonrepairable vehicle or had “salvage” or a similar word or designation placed on any title issued for the vehicle.

- **Specially Constructed**

NRS 482.120 “Specially constructed vehicle” defined. “Specially constructed vehicle” means any vehicle which shall not have been originally constructed under a distinctive name, make, model or type by a generally recognized manufacturer of vehicles.

- **Total Loss**

NRS 487.790 “Total loss vehicle” defined.

1. “Total loss vehicle” means a motor vehicle:

(a) Of a type which is subject to registration; and

(b) Which has been wrecked, destroyed or otherwise damaged to such an extent that the cost of repair is 65 percent or more of the fair market value of the vehicle immediately before it was wrecked, destroyed or otherwise damaged, except that, for the purposes of this paragraph, the cost of repair does not include the cost of:

(1) Painting any portion of the vehicle;

(2) Replacing electronic components in accordance with the specifications of the manufacturer; or

(3) Towing the vehicle.

2. The term does not include:

(a) A nonrepairable vehicle;

(b) A motor vehicle which is 10 model years old or older and which, to restore the vehicle to its condition before it was wrecked, destroyed or otherwise damaged and regardless of cost, requires the replacement of only:

(1) The hood;

(2) The trunk lid;

(3) A fender;

(4) Two or fewer of the following parts or assemblies, which may be bolted or unbolted:

(I) Doors;

(II) A grill assembly;

(III) A bumper assembly;

(IV) A headlight assembly; or

(V) A taillight assembly; or

(5) Any combination of subparagraph (1), (2), (3) or (4);

(c) A motor vehicle, regardless of the age of the vehicle, for which the cost to repair the vehicle is less than 65 percent of the fair market value of the vehicle immediately before the vehicle was wrecked, destroyed or otherwise damaged, except that, for the purposes of this paragraph, the cost of repair does not include the cost of:

(1) Painting any portion of the vehicle;

(2) Replacing electronic components in accordance with the specifications of the manufacturer; or

(3) Towing the vehicle; or

(d) A motor vehicle that was stolen and subsequently recovered, if the motor vehicle:

(1) Has no structural damage; and

(2) Is missing only tires, wheels, audio or video equipment, or some combination thereof.

3. For the purposes of this section, the model year of manufacture is calculated based on a year beginning on January 1 of the calendar year in which the damage occurs.

13. **Owner(s) Name and Address:** The name and address of the person or persons the Certificate of Title is issued to.
14. **Lienholder(s) Name and Address:** The name and address of the legal owner of the vehicle who holds the security interest if different from number 13.
15. **Lienholder(s) Release:** All Nevada Certificates of Title that show a lienholder require a release of lien to transfer ownership. The lienholder or authorized agent of the lienholder must complete this section. The signature of the lienholder or the authorized agent and the date of the signature are required to complete the release. If the lienholder is a business, the business name must appear along with the signature of an authorized representative of the business.
16. **Government owned vehicles subject to registration in Nevada and sold or liquidated through a licensed Nevada auction should NOT stamp on to the title.** In the area indicated by #16, write SOLD THROUGH, AUCTION NAME and the initials of the authorized representative of the auction company.
17. **Full Legal Name and Address of Buyer(s):** Record the registered owner's full legal name exactly as it appears on the customer's driver's license, identification

card, or business license. This name will be recorded on the vehicle registration certificate and Certificate of Title when created. Customers purchasing a vehicle(s) for a business are not required to present their business license.

Note:

- If the registration is to read “doing business as” enter “DBA” preceding the business name.
- If the vehicle is leased, the words “Lessee” and “Lessor” must be included after the full legal name
- If there is more than one Lessee, separate the Lessees with a semi-colon “;”.

18. Nevada Driver’s License, Identification Card Number, or FEIN for businesses: Enter the number based on the document presented during the purchase transaction. The DMV will use these numbers to ensure the full legal name of the owner is placed on the registration and title.

Note:

- If the customer does not have a Nevada driver’s license or identification card, “No Nevada DL or ID” must be printed in the registered owner’s information area.
- Customers purchasing a vehicle(s) for a business that does not have an FEIN (Federal Employer Identification Number), enter “No FEIN.”
- Do not enter or use the customer’s social security number.

19. And/Or: If the registration and title are in more than one name, the appropriate box must be marked to indicate “and” or ”or.” Using “and” will require all persons on the title to sign the title to release interest in the vehicle. “OR” will allow for one person to sign the title to release interest in the vehicle, if there are two or more recorded owners.
20. Odometer Reading: The odometer reading must be recorded exactly as it shows on the vehicle’s odometer apparatus, excluding tenths. The seller(s) must complete the Odometer Statement to the best of their knowledge.
21. Odometer Declaration: If the odometer reading is not the actual mileage of the vehicle, one of the statements must be checked. The Certificate of Title will be branded accordingly.
22. Signature and Printed Name of the Seller(s)/Agent/Dealership.
23. DMV issued Dealer’s License Number (if applicable).
24. Date of Sale: The actual date ownership of the vehicle was transferred.
25. Signature and Printed Full Legal Name of the Buyer(s).

Note: Any alteration or erasure voids a Nevada Certificate of Title. The control number in the lower right hand corner of the Certificate of Title is not the title number. The Department uses this number internally.

STATE OF NEVADA
DEPARTMENT OF MOTOR VEHICLES

SALVAGE TITLE

| | | | | | |
|----------------------------|-----------------------------|-----------------------|--------------------------|--------------------------|--------------------------|
| VIN 1 | YEAR 1 | MAKE 1 | MODEL 1 | VEHICLE BODY 1 | TITLE NUMBER 2 |
| DATE ISSUED 3 | ODOMETER MILES 4 | FUEL TYPE 5 | SALES TAX PD 6 | EMPTY WT 7 | GROSS WT 8 |
| VEHICLE COLOR 10 | ODOMETER BRAND 11 | BRANDS 12 | | | |

OWNER(S) NAME AND ADDRESS
13

LIENHOLDER(S) NAME AND ADDRESS
14

LIENHOLDER(S) RELEASE – INTEREST IN THE VEHICLE DESCRIBED ON THIS TITLE IS HEREBY RELEASED:
15

SIGNATURE OF AUTHORIZED AGENT _____ DATE _____

PRINTED NAME OR COMPANY STAMP
16

FEDERAL AND STATE LAW REQUIRES THAT YOU STATE THE MILEAGE IN CONNECTION WITH THE TRANSFER OF OWNERSHIP. FAILURE TO COMPLETE OR PROVIDING A FALSE STATEMENT MAY RESULT IN FINES AND/OR IMPRISONMENT.
The undersigned hereby certifies the vehicle described in this title has been transferred to the following buyer(s):

| | |
|---|--|
| 17 _____ Printed Full Legal Name of Buyer | 18 _____ Nevada Driver's License Number or Identification Number <input type="checkbox"/> AND OR |
| 17 _____ Printed Full Legal Name of Buyer | 18 _____ Nevada Driver's License Number or Identification Number <input type="checkbox"/> 19 |

17 _____
Address

17 _____
City

17 _____
State

17 _____
Zip Code

20 _____
ODOMETER READING

NO TENTHS **21** _____
I certify to the best of my knowledge the odometer reading is the actual mileage of the vehicle unless one of the following statements is checked.
The mileage stated is in excess of its mechanical limits.
The odometer reading is not the actual mileage. WARNING: ODOMETER DISCREPANCY.
Exempt - Model year over 9 years old.

22 _____
Signature of Seller(s)/Agent/Dealership

22 _____
Printed Name of Seller(s)/Agent/Dealership

I am aware of the above odometer certification made by the seller/agent.

23 _____
Dealer's License Number

24 _____
Date of Sale

25 _____
Signature of Buyer

25 _____
Printed Full Legal Name of Buyer

CONTROL NO. _____

ACCORDING TO THE RECORDS OF THE DEPARTMENT OF MOTOR VEHICLES, THE PERSON NAMED HEREON IS THE OWNER OF THE VEHICLE DESCRIBED ABOVE, SUBJECT TO LIEN AS SHOWN.

RD-25 (Rev. 1/04)

(THIS IS NOT A TITLE NO.)
S000000

ALTERATION OR ERASURE VOIDO THIS TITLE

Nevada Salvage Title

Revision 1/2006 (Back)

1. Dealer Only First Reassignment of Title: To be completed only by a dealer upon the first reassignment of the Certificate of Title. The dealer's business name and business license number must be recorded, and the reassignment must be completed in the same manner as the assignment on the front of the Certificate of Title.
2. Dealer Only Second Reassignment of Title: To be completed only by a dealer upon the second reassignment of the Certificate of Title. The dealer's business name and business license number must be recorded, and the reassignment must be completed in the same manner as the assignment on the front of the Certificate of Title.
3. Dealer Only Third Reassignment of Title: To be completed only by a dealer upon the third reassignment of the Certificate of Title. The dealer's business name and business license number must be recorded, and the reassignment must be completed in the same manner as the assignment on the front of the Certificate of Title.
4. Lienholder to be recorded: This section must be completed.
 - If the new Certificate of Title is to reflect a security interest in the vehicle the lienholder's name, address and ELT number (if applicable) must be recorded.
 - If there is no lienholder, "None" must be recorded in this section.

Note: Any alteration or erasure voids a Nevada Certificate of Title. The reassignment on the front of the title (beginning on item 16 on the front of the title) must be completed before the Dealer Only First Reassignment of Title is completed.

| | | | | | |
|--|--|--|--|----------------------------|--|
| ▶ | <p style="text-align: center;">FEDERAL AND STATE LAW REQUIRES THAT YOU STATE THE MILEAGE IN CONNECTION WITH THE TRANSFER OF OWNERSHIP. FAILURE TO COMPLETE OR PROVIDING A FALSE STATEMENT MAY RESULT IN FINES AND/OR IMPRISONMENT. The undersigned hereby certifies the vehicle described in this title has been transferred to the following buyer(s):</p> | | | | |
| 1 FIRST REASSIGNMENT DEALER ONLY | Printed Full Legal Name of Buyer _____ | | Nevada Driver's License Number or Identification Number _____ <input type="checkbox"/> AND <input type="checkbox"/> OR | | |
| | Printed Full Legal Name of Buyer _____ | | Nevada Driver's License Number or Identification Number _____ | | |
| | Address _____ | City _____ | State _____ | Zip Code _____ | |
| | I certify to the best of my knowledge the odometer reading is the actual mileage of the vehicle unless one of the following statements is checked. | | | | |
| | <input type="checkbox"/> NO <input type="checkbox"/> TENTHS | | <input type="checkbox"/> The mileage stated is in excess of its mechanical limits. <input type="checkbox"/> The odometer reading is not the actual mileage. WARNING - ODOMETER DISCREPANCY Exempt - Model year over 9 yrs. old. | | |
| | Signature of Seller(s)/Agent/Dealership _____ I am aware of the above odometer certification made by the seller/agent. <input type="checkbox"/> | | Printed Name of Seller(s)/Agent/Dealership _____ Dealer's License Number _____ Date of Sale _____ | | |
| Signature of Buyer _____ | | Printed Full Legal Name of Buyer _____ | | | |
| ▶ | <p style="text-align: center;">FEDERAL AND STATE LAW REQUIRES THAT YOU STATE THE MILEAGE IN CONNECTION WITH THE TRANSFER OF OWNERSHIP. FAILURE TO COMPLETE OR PROVIDING A FALSE STATEMENT MAY RESULT IN FINES AND/OR IMPRISONMENT. The undersigned hereby certifies the vehicle described in this title has been transferred to the following buyer(s):</p> | | | | |
| 2 SECOND REASSIGNMENT DEALER ONLY | Printed Full Legal Name of Buyer _____ | | Nevada Driver's License Number or Identification Number _____ <input type="checkbox"/> AND <input type="checkbox"/> OR | | |
| | Printed Full Legal Name of Buyer _____ | | Nevada Driver's License Number or Identification Number _____ | | |
| | Address _____ | City _____ | State _____ | Zip Code _____ | |
| | I certify to the best of my knowledge the odometer reading is the actual mileage of the vehicle unless one of the following statements is checked. | | | | |
| | <input type="checkbox"/> NO <input type="checkbox"/> TENTHS | | <input type="checkbox"/> The mileage stated is in excess of its mechanical limits. <input type="checkbox"/> The odometer reading is not the actual mileage. WARNING - ODOMETER DISCREPANCY Exempt - Model year over 9 yrs. old. | | |
| | Signature of Seller(s)/Agent/Dealership _____ I am aware of the above odometer certification made by the seller/agent. <input type="checkbox"/> | | Printed Name of Seller(s)/Agent/Dealership _____ Dealer's License Number _____ Date of Sale _____ | | |
| Signature of Buyer _____ | | Printed Full Legal Name of Buyer _____ | | | |
| ▶ | <p style="text-align: center;">FEDERAL AND STATE LAW REQUIRES THAT YOU STATE THE MILEAGE IN CONNECTION WITH THE TRANSFER OF OWNERSHIP. FAILURE TO COMPLETE OR PROVIDING A FALSE STATEMENT MAY RESULT IN FINES AND/OR IMPRISONMENT. The undersigned hereby certifies the vehicle described in this title has been transferred to the following buyer(s):</p> | | | | |
| 3 THIRD REASSIGNMENT DEALER ONLY | Printed Full Legal Name of Buyer _____ | | Nevada Driver's License Number or Identification Number _____ <input type="checkbox"/> AND <input type="checkbox"/> OR | | |
| | Printed Full Legal Name of Buyer _____ | | Nevada Driver's License Number or Identification Number _____ | | |
| | Address _____ | City _____ | State _____ | Zip Code _____ | |
| | I certify to the best of my knowledge the odometer reading is the actual mileage of the vehicle unless one of the following statements is checked. | | | | |
| | <input type="checkbox"/> NO <input type="checkbox"/> TENTHS | | <input type="checkbox"/> The mileage stated is in excess of its mechanical limits. <input type="checkbox"/> The odometer reading is not the actual mileage. WARNING - ODOMETER DISCREPANCY Exempt - Model year over 9 yrs. old. | | |
| | Signature of Seller(s)/Agent/Dealership _____ I am aware of the above odometer certification made by the seller/agent. <input type="checkbox"/> | | Printed Name of Seller(s)/Agent/Dealership _____ Dealer's License Number _____ Date of Sale _____ | | |
| Signature of Buyer _____ | | Printed Full Legal Name of Buyer _____ | | | |
| 4 LIEN | LIENHOLDER TO BE RECORDED | | | | |
| | Printed Full Legal Name of Lienholder _____ (if no lienholder write "NONE") | | FEIN _____ | | |
| | Address _____ | Street _____ | City _____ | State _____ Zip Code _____ | |

ALTERATION OR ERASURE VOIDS THIS TITLE

Application for Salvage Title or Non-Repairable Vehicle Certificate

(Form VP213)

An Application for Salvage Title or Non-Repairable Vehicle Certificate (Form VP213) must be submitted with properly endorsed ownership documents, including an odometer disclosure and applicable fees.

Within two days after receipt in the Department's Carson City office, the Department will issue a Salvage Title for the vehicle. The Salvage Title will be mailed to the new owner/purchaser as documented on the submitted title documents.

Before ownership interest in a salvage vehicle may be transferred, the Department must issue a Salvage Title. The titled owner or Insurance Company must forward the endorsed title with an Application for Salvage Title or Non-Repairable Vehicle Certificate to the Department within 30 days after the vehicle becomes a salvage vehicle.

A Duplicate Salvage Title may be issued by completing an Application for Salvage Title or Non-Repairable Vehicle Certificate, checking the transaction type box, indicating, "Duplicate."

Requests for Salvage Titles must be made through:

Attention: Salvage Title Unit
Department of Motor Vehicles
555 Wright Way
Carson City, NV 89711
(775) 684-4785
(775) 684-4493 (FAX)

Instructions for Completing Form VP213

1. If the applicant is an Insurance Company, Licensed Nevada Business, Wrecker or Recycler, they must complete the first section of the form.
 - a. Printed legal name of business
 - b. Business license number or FEIN
 - c. Physical address
 - d. Current mailing address
 - e. Telephone number
 - f. Email address
2. If the applicant is an individual owner, they must complete the second section of the form.
 - a. Printed full legal name
 - b. Nevada driver's license, Identification number or date of birth
 - c. Physical address
 - d. Current mailing address
 - e. Telephone number
 - f. Email address
3. The form must be signed by the registered owner or an authorized agent of the business.
4. Complete vehicle identification number, year and make.
5. Indicate if the vehicle is a Total Loss Insurance Settlement or a Flood-Damaged Vehicle.
6. Check the box if applying for a duplicate Salvage Title or Non-Repairable Vehicle Certificate.
7. Indicate if the vehicle is Salvage Only (not Total Loss or Flood Damaged). Salvage can only be requested by a licensed wrecker.
8. If applying for a Non-Repairable Vehicle certificate, check the box in front of the Non-Repairable Vehicle section.

Attach evidence of ownership to the application. Evidence of ownership may include a:

- Certificate of title/ownership;
- Salvage Title;
- Lien Sale Affidavit;
- Statement of Facts;
- Insurance Company Affidavit without Endorsed Title; or

Insurance Company Affidavit Without Endorsed Title

(Form VP236) NRS 487.800

An Insurance Company Affidavit without Endorsed Title (Form VP236) must be submitted to obtain a salvage title or non-repairable vehicle certificate when the legal owner does not forward a properly endorsed certificate of title, including an odometer disclosure within 30 days after the acceptance of the settlement.

Thirty days after the settlement has been accepted and if the properly endorsed certificate of title has not been received, the insurance company must attempt to contact the registered owner and lienholder, if lienholder exists. There must be at least two written attempts to each by certified mail, return receipt requested, or by use of a delivery service with a tracking system, to obtain the endorsed certificate of title.

- Send the letter by “Certified Mail – Return Receipt Requested.” Keep the payment receipt, issued to you by the Post Office, with your records. Retain copies of everything you mail.
- If the letter is returned with a forwarding address filed with the U.S. Postal Service, resend the letter to the forwarding address by “Certified Mail – Return Receipt Requested.”
- If the letter is returned to you as “Undeliverable,” do not open it.
- If you receive a signed Post Office Receipt showing the letter was received, keep the receipt. The receipts must be submitted to the Department of Motor Vehicles.

If the former owner(s) provide you with the properly endorsed ownership document, complete the Application for Salvage Title or Non-Repairable Vehicle Certificate (VP213).

Prior to submitting the documents to the Department of Motor Vehicles, you must have a Certificate of Inspection (VP15) completed on the vehicle.

Within 210 days after the settlement has been accepted, submit

- An Application for Salvage Title or Non-Repairable Vehicle Certificate (VP213)
- An Insurance Company Affidavit without Endorsed Title (VP236)
- A Certificate of Inspection (VP15)
- Proof of the written attempts to obtain the endorsed certificate of title
- And appropriate fees to the Department of Motor Vehicles.

Important: To avoid additional documentation and delay, please ensure you meet the 210-day requirement as stated above.

Instructions for completing Form VP236

1. Enter the Vehicle Identification Number.
2. Enter the Year, Make and Model.
3. Enter the full name of the Insurance Company.
4. Enter the Nevada Business License Number or NAIC.
5. Enter the telephone number to the Insurance Company.
6. Enter the Insurance Company's current mailing address.
7. Enter the date the settlement was accepted.
8. Enter the registered owner's name.
9. Enter the registered owner's address.
10. Enter the date of the first mailing to the registered owner.
11. Enter the date of the second mailing to the registered owner.
12. Enter the lienholder's name, if no lienholder enter NONE.
13. Enter the lienholder's mailing address.
14. Enter the date of the first mailing to the lienholder.
15. Enter the date of the second mailing to the lienholder.
16. Print the full legal name of the Insurance Company's authorized representative.
17. The Insurance Company's authorized representative enters their signature.
18. Enter the date the form was signed.

Form VP236



555 Wright Way
 Carson City, NV 89711-0700
 Reno/Sparks/Carson City (775) 684-4DMV (4368)
 Las Vegas Area (702) 486-4DMV (4368)
 Rural Nevada or Out of State (877) 368-7828
www.dmvnv.com



INSURANCE COMPANY AFFIDAVIT WITHOUT ENDORSED TITLE

NRS 487.800

Please include a check or money order for the \$11.00 Salvage Title fee, which includes a Technology fee, for the Salvage Title. There is **NO** fee for a Non-Repairable Vehicle Certificate. Complete only when endorsed title has not been received within 30 days after settlement. This form **must** be submitted with a completed Application for Salvage Title or Non-Repairable Vehicle Certificate (VP-213), a completed VIN Inspection form (VP-15), and proof of mailings. **First mailing must be minimum of 30 days after settlement date.**

Please type or print in blue or black ink

Vehicle Identification Number

| | | | | | | | | | | | | | | | | | | | |
|--|--|--|--|--|--|--|--|--|--|--|--|--|--|--|--|--|--|--|--|
| | | | | | | | | | | | | | | | | | | | |
|--|--|--|--|--|--|--|--|--|--|--|--|--|--|--|--|--|--|--|--|

Year _____ Make _____ Model _____

Insurance Company Name _____

NV Business License Number _____ Telephone _____

Mailing Address _____
Address City State Zip Code

The settlement for the vehicle listed below was accepted by the registered owner on _____
Date

Owner(s) did not supply certificate of title within 30 days of settlement. Attached is proof of the two attempts to contact the owner(s), the application for salvage title or non-repairable vehicle certificate and the vehicle inspection certificate.

Registered Owner _____
First Middle Last

Mailing Address _____
Address City State Zip Code

The first mailing was sent on _____
Date

The second mailing was sent on _____
Date

Lienholder _____
Name (if no lienholder write "none")

Mailing Address _____
Address City State Zip Code

The first mailing was sent on _____
Date

The second mailing was sent on _____
Date

I hereby certify and affirm that all provisions of NRS 487.800 have been complied with, and make this affidavit for the purpose of satisfying the Nevada Department of Motor Vehicles that a Salvage Title or Non-Repairable Certificate for the described vehicle should be issued to in the name of the insurance company listed above upon the facts stated herein. I also hereby release, discharge and agree to hold harm-less the Nevada Department of Motor Vehicles of and from any and all liability to anyone whomsoever which may arise by reason of any contest of the validity of this vehicle transfer. I declare under penalty of perjury that the foregoing is true and correct.

Authorized Representative Printed Name _____

Authorized Representative Signature _____ Date _____



Signatures must be originals. Photocopies are not acceptable.
 Alterations or Erasure VOID S this Document

Out-of-State Salvage Certificate/Titles

Salvage titles issued by other states must be properly endorsed and must indicate and document a complete “chain of ownership” for the vehicle.

Contact the Department prior to accepting documents for a salvaged or junked vehicle, as laws from other states vary, and there may be instances where the Department must determine whether the documents can be accepted and whether a Salvage Title can be issued.

Some states will issue a salvage title for vehicles that have been issued a junk or non-repairable designation in another state. Nevada will not issue a salvage title for any vehicle that has or has had a status, from any state, denoting the vehicle cannot or should not be repaired for use on public highways or roads.

Retention of Salvage Vehicles

An insured party (registered owner) may elect to retain a vehicle that has been declared a total loss insurance settlement. The insurance company or authorized agent must obtain the signature of the registered owner on the Application for Salvage Title or Non-Repairable Vehicle Certificate and the current vehicle title.

The insurance company must apply for a Salvage Title, by submitting the Application for Salvage Title, current title and fees on behalf of the person who is retaining the salvage vehicle. The vehicle may not be sold or transferred until the registered owner has received a Salvage Title.

An owner of a total loss salvage vehicle may sell the vehicle with the properly endorsed certificate of title, without making any repairs to the vehicle, only to a salvage pool, automobile auction, rebuilder, automobile wrecker or a new or used motor vehicle dealer.

Authorization for Vehicle Restoration

(Form VP209)

NRS 487.480

As required by NRS 487.480, the Department will not issue a Certificate of Registration or title for vehicles that have been issued a Salvage Title (if the vehicle is five years old or newer) unless the Department has authorized the restoration of the vehicle. Form VP-209, Authorization for Vehicle Restoration, must be completed.

The authorization to restore the vehicle must be obtained prior to the vehicle being rebuilt. Only an authorized Nevada Department of Motor Vehicles Representative may complete the form.

In order to register and/or title the vehicle, the Authorization for Vehicle Restoration,

Salvage Title and Certificate of Inspection/Affidavit of Vehicle Construction for Rebuilt or Specially Constructed Vehicles (VP-64 or VP-64M) must be provided. Additional documents may be required as deemed necessary.

Instructions for Completing Authorization for Vehicle Restoration

1. Vehicle Description: The description must include the vehicle identification number, year, make, type, model and odometer reading.
2. Owner Information
3. The name and address appearing in section 2 must be the person in possession of the vehicle at the time of inspection.
 - a. Printed full legal name
 - b. Nevada Driver's license, Identification Card Number or Date of Birth
 - c. Current physical address
 - d. Current mailing address
4. Authorized Signature:
The DMV representative who inspects the vehicle must sign and date the form to validate it.

Form VP209



555 WRIGHT WAY
CARSON CITY, NV 89711-0700
Reno/Sparks/Carson City (775) 684-4DMV (4368)
Las Vegas Area (702) 486-4DMV (4368)
Rural Nevada or Out of State (877) 368-7828
www.dmvnv.com

AUTHORIZATION FOR VEHICLE RESTORATION PURSUANT TO NRS 487.480

Vehicle Identification Number:

Year _____ Make _____ Model _____ Type _____ Odometer _____

In Possession of:

Name _____

First Middle Last

Nevada Driver's License, Identification Card Number, or Date of Birth _____

Physical Address _____

City State Zip Code

Mailing Address _____

City State Zip Code

I, the undersigned, have inspected the above described vehicle and authorize its restoration.

Printed name _____

Authorized Nevada DMV Representative

Signature _____ Date _____

VP 209 (06/2011)

Certificate of Inspection / Affidavit of Vehicle Construction

NRS 487.110

Certificate of Inspection / Affidavit of Vehicle Construction

(Form VP-64)

Certificate of Inspection / Affidavit of Motorcycle / Trimobile Construction

(Form VP-64M)

Certificate of Inspection and Affidavit of Trailer Construction

(Form VP-223)

NRS 487.800

Certificate of Inspection / Affidavit of Vehicle Construction (Form VP-64), Certificate of Inspection / Affidavit of Motorcycle / Trimobile Construction (Form VP-64M) or Certificate of Inspection Affidavit of Trailer Construction (Form VP-223) must be completed in order to register or title a vehicle for which a Salvage Title has been issued. The Certificate of Title and other documentation, as required, must also accompany the VP-64, VP-64M or VP-223.

An owner or authorized employee of a Nevada registered garage, licensed body shop, or rebuilder must certify that a salvage vehicle or motorcycle is repaired or rebuilt and must comply with the standards published and commonly applied in the motor vehicle repair industry.

Motorcycle repair shops must be registered with the Department.

If any safety equipment that was present in a motor vehicle at the time it was manufactured is repaired or replaced, the equipment must be repaired or replaced to the standards published and commonly applied in the motor vehicle repair industry.

If a motor vehicle has been in an accident and a garageman, operator of a body shop, or rebuilder accepts or assumes control of the motor vehicle to make any repair, the garageman or operator shall:

1. For a motor vehicle that is equipped with an airbag that has been deployed, replace the airbag in a manner that complies with the standards set forth in 49 C.F.R. § 571.208, Standard No. 208, for such equipment; and
2. For a motor vehicle that is equipped with a seatbelt assembly which requires repair or replacement, repair or replace the seatbelt assembly in a manner that complies with the standards set forth in 49 C.F.R. § 571.209, Standard No. 209, for such equipment.

A garageman or operator of a body shop who is licensed pursuant to the provisions of chapter 487 of NRS and who performs the work required must retain a written record of the work, including, without limitation, the date of the repair, rebuilding or replacement, and any identifying information regarding any parts or equipment used in the repair, rebuilding or replacement.

Nevada Highway Patrol Troopers, local police and sheriffs are considered authorized agents of the Department and may complete a VIN inspection (VP-15). The agency name and badge number must be recorded on the form. However, an Authorized DMV Agency Inspector must complete Forms VP-64 and Form VP-64M. An “Authorized Nevada DMV Representative” must complete the VP-223 and VP-209.

Nevada Certificates of Title issued for vehicles using Form VP-64, VP-64M or VP-223 will be branded in accordance with statements made on the form by the owner.

Form VP-64, VP-64M or VP-223 may also be used for required mechanic’s inspections, and required Department safety checks.

Certificate of Inspection / Affidavit of Vehicle Construction Instructions for Completing Form VP-64

1. Indicate whether the vehicle is rebuilt salvage, reconstructed, specially constructed or a manufactured kit.

PART I – Safety Inspection

To be completed by a Nevada registered garage, licensed Nevada body shop or rebuilder.

2. Enter vehicle description must be completed in full including the year, make, model, type and vehicle identification number (VIN).
3. If items being inspected are acceptable, the applicable box must be checked after each item is inspected. Unless the item is not applicable (N/A), if an item being inspected is marked as “fail” or not marked the vehicle cannot be registered until repairs are made.
4. Enter printed name and DMV business license number of the business completing the form.
5. Enter address, city, state and zip code of the business completing the form.
6. Enter full legal name of the person completing the form.
7. Signature and position of person completing the form.
8. Enter date the inspection was completed.

PART II – Affidavit of Construction for Rebuilt Salvage, Reconstructed and Specially Constructed Vehicles

To be completed by the person who owns the vehicle.

9. Check appropriate box for how the vehicle was constructed.
10. Enter vehicle information: year, make, model, type, and number of axles.
11. Enter affiant’s printed full legal name as it appears on their Nevada Driver’s license or Identification card.
12. Enter affiant’s driver’s license or identification card number.

13. Enter affiant's telephone number.
14. Enter affiant's current physical address.
15. Enter affiant's current mailing address.
16. Affiant's signature.
17. Enter date Part II was completed.
18. Affiant' signature must be witnessed by Authorized Nevada DMV Representative or Notary Public.

PART III

To be completed by an Authorized Nevada DMV Agency Representative.

19. VIN and part description must be completed for all components used.
20. Verify VIN from Part I.
21. Check box for VIN inspection fee.
22. Fill in if VIN was assigned or VIN from manufacturer's kit.
23. Check box if VIN was assigned.
24. List the vehicle information if it is different than listed in Part I.
25. Reason VIN assigned, if applicable.
26. Complete the odometer statement.
27. If the vehicle was restored prior to authorization, this box can be checked authorizing restoration after the fact.
28. Additional comments, if applicable.
29. Printed Name and Signature of Authorized Nevada DMV Representative - Include Employee Identification Number.
30. Date Part III was completed.

**Certificate of Inspection / Affidavit of Motorcycle / Trimobile
Construction
(Form VP64M)
NRS 482.223**

In order to register or title a motorcycle for which a Salvage Title has been issued, a Certificate of Inspection / Affidavit of Motorcycle / Trimobile Construction (Form VP64M) must be completed. The certificate of title or ownership and other documentation, as required must also accompany form VP64M.

A garageman or operator of a body shop must certify that a salvage motorcycle / trimobile is repaired or rebuilt and must comply with the standards published and commonly applied in the motorcycle repair industry.

If any safety equipment that was present on a motorcycle at the time it was manufactured is repaired or replaced, the equipment must be repaired or replaced to the standards published and commonly applied in the motorcycle repair industry.

A garageman or operator of a body shop who is licensed pursuant to the provisions of chapter 487 of NRS who performs the work required must retain a written record of the work, including, without limitation, the date of the repair, rebuilding or replacement, and any identifying information regarding any parts or equipment used in the repair, rebuilding or replacement.

Nevada Highway Patrol Troopers, local police and sheriffs are considered authorized agents of the Department and may complete those portions of Form VP64M designated for completion by an "Authorized Nevada DMV Representative." The agency name and badge number must be recorded on the form.

Nevada Certificates of Title issued for vehicles using Form VP64M will be branded in accordance with statements made on the Form VP64M by the applicant/affiant.

Form VP64M may also be used for required mechanic's inspections and required Department safety checks.

Form VP64M may NOT be used to convert a vehicle labeled for off-road use only for on-road use.

Use form VP64 to register or title a motor vehicle for which a Salvage Title has been issued.

Use form VP254 to convert an off-highway two-wheeled motorcycle for on-road use.

Use form VP223 for an inspection and VIN assignment of a specially constructed trailer.

Instructions for Completing Form VP-64M

1. Indicate whether the motorcycle or trimobile is rebuilt, reconstructed, specially constructed or a manufactured kit.

PART I – Safety Inspection

To be completed by a Nevada registered garage, licensed motorcycle repair shop, licensed Nevada body shop or rebuilder.

2. Enter motorcycle or trimobile description must be completed in full including the year, make, model, type and vehicle identification number (VIN).
3. If items being inspected are acceptable, the applicable box must be checked after each item is inspected. Unless the item is not applicable (N/A), if an item being inspected is marked “fail” the vehicle cannot be registered until repairs are made.
4. Enter printed name and DMV business license number of the business completing the form.
5. Enter address, city, state and zip code of the business completing the form.
6. Enter full legal name of person completing the form.
7. Signature and position of person completing the form.
8. Enter date the inspection was completed.

PART II – Affidavit of Construction for Rebuilt Salvage, Reconstructed or Specially Constructed Motorcycle / Trimobile

To be completed by the person who owns the motorcycle or trimobile.

9. Check appropriate box for how the vehicle was constructed.
10. Enter vehicle information: year, make, model, type, and number of axles.
11. Enter affiant’s printed full legal name as it appears on their Nevada Driver’s license or Identification card.
12. Enter affiant’s driver’s license or identification card number.
13. Enter affiant’s telephone number.
14. Enter affiant’s current physical address.
15. Enter affiant’s current mailing address.
16. Affiant’s signature.
17. Affiant’s signature must be witness by Authorized Nevada DMV Representative or Notary Public.
18. Enter date Part II was completed.

PART III

Completed by an Authorized Nevada DMV Representative.

19. VIN and part description must be completed for all components used.
20. Verify VIN from Part I.
21. Check box for Vehicle Inspection Fee.
22. Fill in if VIN was assigned or VIN from manufacturer's kit.
23. Check box for VIN inspection fee.
24. Check box if VIN is different from Part I
25. List the vehicle information if it is different than listed in Part I.
26. If a VIN was assigned, list the reason.
27. Complete the odometer statement.
28. If the vehicle was restored prior authorization, this box can be checked authorizing restoration after the fact.
29. Check if the motorcycle is labeled for off-road use.
30. Additional comments, if necessary.
31. Printed Name and Signature of Authorized Nevada DMV Representative. Include Employee Identification Number.
32. Date Part III was completed.

Certificate of Inspection and Affidavit of Trailer Construction (Form VP223)

In order to register or title a trailer for which a Salvage Title has been issued, a Certificate of Inspection and Affidavit of Trailer Construction (Form VP223) must be completed. The certificate of title or ownership and other documentation, as required must also accompany form VP223.

Instructions for Completing Form VP223

1. Indicate whether the trailer is rebuilt, reconstructed, specially constructed, or a manufactured kit.

PART 1 – Inspection

To be completed by an authorized Nevada Department of Motor Vehicles Representative.

2. Enter trailer's empty weight.
3. Enter trailer's overall width.
4. If items being inspected are acceptable, check the applicable box after each item is inspected. Unless the time is not applicable (N/A), if an item being inspected is marked "fail" the vehicle cannot be registered until repairs are made.
5. Enter Vehicle Identification Number (VIN).
6. Check if a VIN was assigned.
7. Enter year, make model, type and number of axles on the trailer.
8. Check the appropriate box with regard to the trailer including living quarters.
9. Enter reason VIN was assigned.
10. Enter additional comments, if necessary.
11. Printed Name of Authorized Nevada DMV Representative. The authorized Nevada DMV Representative should sign the form and include their employee identification number.
12. Enter date Part 1 was completed.

PART 2 – Affidavit of Trailer Construction

To be completed by the person who built or rebuilt the trailer, if available, or the owner.

13. Check appropriate box for how the trailer was constructed.
14. Enter affiant's printed full legal name as it appears on their Nevada Driver's license or Identification card.
15. Enter affiant's Driver's license or Identification card number.
16. Enter affiant's current physical address.

17. Enter affiant's current mailing address.
18. Enter affiant's Driver's license or Identification card number.
19. Enter affiant's telephone number.
20. Affiant's signature.
21. Enter date affiant signed form.
22. A Notary Public or Authorized Nevada DMV Representative must witness affiant's signature.
23. The figures can be used to detail any necessary repairs.

PART 2 – AFFIDAVIT OF TRAILER CONSTRUCTION

To be completed by trailer owner

The undersigned, being duly sworn upon oath, deposes and says they are the owner of the trailer described in Part 1 of this form. This trailer was built from parts and materials on hand, purchased materials from a supplier, a manufactured kit "as is" from a builder, or otherwise lawfully acquired. The affiant or registered owner makes this affidavit as part of an application to the Nevada Department of Motor Vehicles for a Certificate of Registration and/or a Certificate of Title. The undersigned will indemnify and save harmless the State of Nevada on account of the issuance of a Certificate of Registration and/or Certificate of Title for said trailer.

- Trailer was built from materials on hand
- Trailer was purchased "as is" from builder
- Trailer built from purchased materials, (receipts attached)
- Trailer was assembled from a manufactured kit

Affiant's Full Legal Name _____

Nevada Driver's License, Identification Card Number, or Date of Birth _____

Physical Address _____
City State Zip Code

Mailing Address _____
City State Zip Code

NV Driver's License or ID Number _____ Phone Number (____) _____



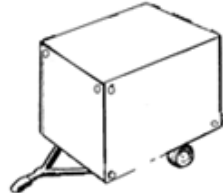
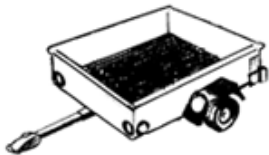
State of Nevada, County of _____

Signed and sworn to before me on _____
Date

By _____
Signature of Affiant

Notary Stamp

Notary Public or Authorized Nevada DMV Representative



VP 223 (Revised 8/2012)

Signatures must be originals. Photocopies are not acceptable. Changes may not be made to this form once it is signed and witnessed.

Section III – Non-Repairable Certificate

Non-Repairable Vehicle Certificate

(Form VP-2NR)

A Non-Repairable Vehicle (NRS 487.760) is defined as a motor vehicle, other than an abandoned vehicle that:

1. Has value only as a source of parts or scrap metal;
2. Has been designated by its owner for dismantling as a source of parts or scrap metal;
3. Has been stripped of all body panels, doors, hatches, substantially all interior components and substantially all grill and light assemblies; or
4. Has been burned, destroyed or otherwise damaged to such an extent that it cannot be returned to a condition, which is legal for operation on the highways of this state.

A Non-Repairable Vehicle Certificate will be issued, upon application, for a vehicle as described in the definition (follow directions for Application for Salvage Title or Non-Repairable Vehicle Certificate). A Non-Repairable Vehicle Certificate must be issued before the ownership interest in a non-repairable vehicle may be transferred.

Once a vehicle has been issued a Non-Repairable Vehicle Certificate, the vehicle may not be registered or issued a Certificate of Title, or be restored for use on Nevada highways.

A vehicle for which a Non-Repairable Vehicle Certificate has been issued may not apply for or be issued a Salvage Title.

Transfer of ownership for a Non-Repairable Vehicle may only occur between a licensed automobile wrecker, dismantler or recycler. A licensed automobile wrecker, dismantler or recycler may only process a Non-Repairable Vehicle as parts or scrap metal.

A Duplicate Non-Repairable Vehicle Certificate may be issued by completing an Application for Salvage Title or Non-Repairable Vehicle Certificate, checking the transaction type box, indicating, "Duplicate."

No fee is assessed for a Non-Repairable Vehicle Certificate.

Non-Repairable Vehicle Certificate (1/2012)

2415



555 WRIGHT WAY
CARSON CITY, NV 89711-0700
Reno/Sparks/Carson City (775) 684-4DMV (4368)
Las Vegas Area (702) 486-4DMV (4368)
Rural Nevada or Out of State (877) 368-7828
www.dmvnv.com

NON-REPAIRABLE VEHICLE CERTIFICATE

This Non-Repairable Vehicle Certificate is an official ownership document issued by the Nevada Department of Motor Vehicles. The owner named hereon is the owner of the vehicle described below.

| | | |
|-------------------------------|--------------|-----------------------------|
| Vehicle Identification Number | Title Number | Date |
| | NV007722476 | 04/22/2015 |
| Year 2014 | Make FIAT | Model 500L EASY |
| Axles 2 | Length | Body Type T4W |
| Odometer Reading 8 | | Brands |
| Owner Information | | Odometer Brand ACTUAL MILES |

Mailing Address

Release of Ownership - STATE LAW PROHIBITS THIS NON-REPAIRABLE VEHICLE FROM BEING REBUILT, RECONSTRUCTED, OR RESTORED FOR OPERATING ON THE HIGHWAYS OF NEVADA. THIS VEHICLE MAY ONLY BE PROCESSED AS PARTS AND/OR SCRAP METAL BY A LICENSE AUTOMOBILE WRECKER, DISMANTLER, OR RECYCLER. The undersigned hereby certifies the vehicle described in this title has been transferred to the following buyer(s):

| | | | |
|--|------|---|----------|
| Printed Full Legal Name of Buyer | | Nevada DMV Business License Number | |
| Address | City | State | Zip Code |
| I certify to the best of my knowledge the odometer reading is the actual mileage of the vehicle unless one of the following statements is checked. | | | |
| <input checked="" type="checkbox"/> NO TENTHS ODOMETER READING | | <input type="checkbox"/> The mileage stated is in excess of its mechanical limits. <input type="checkbox"/> The odometer reading is not the actual mileage. WARNING, ODOMETER DISCREPANCY. <input type="checkbox"/> Exempt - Model year over 9 years old. | |
| Signature of Seller | | Printed Name of Seller | |
| I am aware of the above odometer certification made by the seller/agent <input type="checkbox"/> | | Nevada DMV Business License Number _____ Date of sale _____ | |
| Signature of Buyer | | Printed Full Legal Name of Buyer | |

Reassignment

| | | | |
|--|------|--|----------|
| Printed Full Legal Name of Buyer | | Nevada DMV Business License Number | |
| Address | City | State | Zip Code |
| I certify to the best of my knowledge the odometer reading is the actual mileage of the vehicle unless one of the following statements is checked. | | | |
| <input checked="" type="checkbox"/> NO TENTHS ODOMETER READING | | <input type="checkbox"/> The mileage stated is in excess of its mechanical limits. <input type="checkbox"/> The odometer reading is not the actual mileage. WARNING, ODOMETER DISCREPANCY. <input type="checkbox"/> Exempt - Model year over 9 yrs. old. | |
| Signature of Seller | | Printed Name of Seller | |
| I am aware of the above odometer certification made by the seller/agent <input type="checkbox"/> | | Nevada DMV Business License Number _____ Date of sale _____ | |
| Signature of Buyer | | Printed Full Legal Name of Buyer | |

VP261(1-2012)

**Non-Repairable Certificate
Front
(5/2006)**

STATE OF NEVADA
DEPARTMENT OF MOTOR VEHICLES

NON-REPAIRABLE VEHICLE CERTIFICATE

| | | | | | | |
|---------------|----------------|-----------|---------------|--------------|--------------|-----|
| VIN | YEAR | MAKE | MODEL | VEHICLE BODY | TITLE NUMBER | |
| DATE ISSUED | ODOMETER MILES | FUEL TYPE | SALES TAX PD. | EMPTY WT | GROSS WT | GVW |
| VEHICLE COLOR | ODOMETER BRAND | BRANDS | | | | |

OWNER(S) NAME AND ADDRESS

Sample

THE GREAT SEAL OF THE STATE OF NEVADA
ALL FOR OUR COUNTRY
NEVADA

ACCORDING TO THE RECORDS OF THE DEPARTMENT OF MOTOR VEHICLES, THE PERSON NAMED HEREON IS THE OWNER OF THE VEHICLE DESCRIBED ABOVE.

STATE LAW PROHIBITS THIS NON-REPAIRABLE VEHICLE FROM BEING REBUILT, RECONSTRUCTED, OR RESTORED FOR OPERATING ON THE HIGHWAYS OF NEVADA. THIS VEHICLE MAY ONLY BE PROCESSED AS PARTS AND SCRAP METAL BY A LICENSED AUTOMOBILE WRECKER, DISMANTLER OR RECYCLER.

RD2NR (Rev. 5/06)

ALTERATION OR ERASURE VOIDS THIS CERTIFICATE

Non-Repairable Certificate

Back

(5/2006)

| | | |
|---|---|--|
| 1st TRANSFER OF CERTIFICATE TO A LICENSED AUTO WRECKER, DISMANTLER, OR RECYCLER. | STATE LAW PROHIBITS THIS NON-REPAIRABLE VEHICLE FROM BEING REBUILT, RECONSTRUCTED, OR RESTORED FOR OPERATING ON THE HIGHWAYS OF NEVADA. THIS VEHICLE MAY ONLY BE PROCESSED AS PARTS AND/OR SCRAP METAL BY A LICENSED AUTOMOBILE WRECKER, DISMANTLER OR RECYCLER. | |
| | Printed Full Legal Name of Buyer(s) _____ | Nevada License Number _____ |
| | Address _____ City _____ State _____ | Zip Code _____ |
| | I certify to the best of my knowledge the odometer reading is the actual mileage of the vehicle unless one of the following statements is checked: NO <input type="checkbox"/> The mileage stated is in excess of its mechanical limits. TENTHS <input type="checkbox"/> The odometer reading is not the actual mileage. WARNING – ODOMETER DISCREPANCY ODOMETER READING <input type="checkbox"/> Exempt – Model year over 9 yrs. old. | |
| | Signature of Seller(s)/Agent _____ | Printed Full Legal Name of Seller(s)/Agent _____ |
| I am aware of the above odometer certification made by the seller/agent. <input type="checkbox"/> | | |
| Date of Sale _____ | | |
| Signature of Buyer(s) _____ | | |
| Printed Full Legal Name of Buyer(s) _____ | | |
| 2nd TRANSFER OF CERTIFICATE TO A LICENSED AUTO WRECKER, DISMANTLER, OR RECYCLER. | STATE LAW PROHIBITS THIS NON-REPAIRABLE VEHICLE FROM BEING REBUILT, RECONSTRUCTED, OR RESTORED FOR OPERATING ON THE HIGHWAYS OF NEVADA. THIS VEHICLE MAY ONLY BE PROCESSED AS PARTS AND/OR SCRAP METAL BY A LICENSED AUTOMOBILE WRECKER, DISMANTLER OR RECYCLER. | |
| | Printed Full Legal Name of Buyer(s) _____ | Nevada License Number _____ |
| | Address _____ City _____ State _____ | Zip Code _____ |
| | I certify to the best of my knowledge the odometer reading is the actual mileage of the vehicle unless one of the following statements is checked: NO <input type="checkbox"/> The mileage stated is in excess of its mechanical limits. TENTHS <input type="checkbox"/> The odometer reading is not the actual mileage. WARNING – ODOMETER DISCREPANCY ODOMETER READING <input type="checkbox"/> Exempt – Model year over 9 yrs. old. | |
| | Signature of Seller(s)/Agent _____ | Printed Full Legal Name of Seller(s)/Agent _____ |
| I am aware of the above odometer certification made by the seller/agent. <input type="checkbox"/> | | |
| Date of Sale _____ | | |
| Signature of Buyer(s) _____ | | |
| Printed Full Legal Name of Buyer(s) _____ | | |
| 3rd TRANSFER OF CERTIFICATE TO A LICENSED AUTO WRECKER, DISMANTLER, OR RECYCLER. | STATE LAW PROHIBITS THIS NON-REPAIRABLE VEHICLE FROM BEING REBUILT, RECONSTRUCTED, OR RESTORED FOR OPERATING ON THE HIGHWAYS OF NEVADA. THIS VEHICLE MAY ONLY BE PROCESSED AS PARTS AND/OR SCRAP METAL BY A LICENSED AUTOMOBILE WRECKER, DISMANTLER, OR RECYCLER. | |
| | Printed Full Legal Name of Buyer(s) _____ | Nevada License Number _____ |
| | Address _____ City _____ State _____ | Zip Code _____ |
| | I certify to the best of my knowledge the odometer reading is the actual mileage of the vehicle unless one of the following statements is checked: NO <input type="checkbox"/> The mileage stated is in excess of its mechanical limits. TENTHS <input type="checkbox"/> The odometer reading is not the actual mileage. WARNING – ODOMETER DISCREPANCY ODOMETER READING <input type="checkbox"/> Exempt – Model year over 9 yrs. old. | |
| | Signature of Seller(s)/Agent _____ | Printed Full Legal Name of Seller(s)/Agent _____ |
| I am aware of the above odometer certification made by the seller/agent. <input type="checkbox"/> | | |
| Date of Sale _____ | | |
| Signature of Buyer(s) _____ | | |
| Printed Full Legal Name of Buyer(s) _____ | | |

ALTERATION OR ERASURE VOIDS THIS CERTIFICATE

Section IV – Glossary

Glossary

Cost of repair (NRS 487.890) means an estimate of the cost of repair for a motor vehicle pursuant to NRS 487.800:

1. Must be calculated using the cost of the parts and labor required to restore the vehicle to the condition it was in immediately before it was wrecked, destroyed or otherwise damaged. The cost of parts and labor must be based on:
 - a. The current published actual retail price of original manufacturer equipment, retail price of new alternative equipment or the actual cost of used parts.
 - b. Rates for labor, which are commonly charged in the community in which the repairs will be performed.
2. May not include any cost associated with:
 - a. Painting any portion of the vehicle;
 - b. Replacing electronic components in accordance with the specifications of the manufacturer; or
 - c. Towing the vehicle.

Brand means a descriptive label assigned to a vehicle to identify the vehicle's current or prior condition.

Department means The Nevada Department of Motor Vehicles.

Flood-damaged vehicle (NRS 487.740) means a motor vehicle which:

1. Has been submerged in water to a point that the level of the water is higher than the door sill of the vehicle and the water has entered the passenger, trunk or engine compartment of the vehicle and has come into contact with the electrical system of the vehicle; or
2. Has been acquired by an insurance company or retained by its owner or any other person as part of a total loss settlement resulting from water damage.

Lienholder (NRS 482.055) means a person who holds a security interest in a vehicle and whose name appears on the certificate of title as a legal owner.

Motor vehicle (NRS 482.075) means every vehicle as defined in NRS 482.135, which is self-propelled.

Non-Repairable Vehicle (NRS 487.760) means a motor vehicle, other than an abandoned vehicle, that:

1. Has value only as a source of parts or scrap metal;
2. Has been designated by its owner for dismantling as a source of parts or scrap metal;
3. Has been stripped of all body panels, doors, hatches, substantially all interior components and substantially all grill and light assemblies; or

4. Has been burned, destroyed or otherwise damaged to such an extent that it cannot be returned to a condition, which is legal for operation on the highways of this state.

Non-Repairable Vehicle Certificate (VP2NR): means a certificate using the same standard format as used on a title that is issued for a non-repairable vehicle.

Owner (NRS 482.085) means a person who holds the legal title of a vehicle and whose name appears on the certificate of title, and any lienholder whose name appears on the certificate of title.

Rebuilder (NRS 482.097) means a person engaged in the:

1. Business of reconstructing motor vehicles by the alteration, addition or substitution of substantial or essential parts, or
2. Assembling of replica or specially constructed vehicles from unassembled parts.

Nothing in this section shall be construed to require any licensed new or used vehicle dealer to secure a license as a rebuilder in conjunction with rebuilding in his or her own facilities.

Rebuilt Vehicle (482.098) means a vehicle:

1. That is a salvage vehicle as that term is defined in NRS 487.770, excluding a nonrepairable vehicle, or
2. One or more major components of which have been replaced as set forth in this subsection. For the purposes of this subsection, the requisite major components of a vehicle which must be replaced for a vehicle to be considered rebuilt are the:
 - a. Cowl assembly,
 - b. Rear clip assembly,
 - c. Roof assembly,
 - d. Floor pan assembly,
 - e. Conventional frame coupled with one additional major component, or
 - f. Complete front inner structure for a unibody.
3. The term does not include a vehicle for which the only change is the installation of a truck cab assembly.
4. For the purposes of this section, "replaced" means the substitution, or change in whole, of a new, used or after-market part of a vehicle.

Reconstructed Vehicle (482.100) means any vehicle which shall have been assembled or constructed largely by means of essential parts, new or used, derived from other vehicles or makes of vehicles of various names, models or types, or which, if originally otherwise constructed, shall have been materially altered by the removal of essential parts or by the addition or substitution of essential parts, new or used, derived from other vehicles or makes of vehicles.

Salvage Title (VP2S) (NRS 487.810 and NAC 487.007) means a title of ownership issued by the Department for a vehicle, which contains a brief description of the vehicle, including, insofar as data may exist with respect to the vehicle, the make, type, serial number and motor number, or any other number of the vehicle, upon application, to:

1. The owner of the vehicle;
2. The person to whom the vehicle is titled;
3. An insurance company that acquires the vehicle as a salvage vehicle pursuant to subsection 1 of NRS 487.800; or
4. A lienholder who acquires title to the vehicle.

Salvage Vehicle (NRS 487.770) means a motor vehicle that at any time has been declared a total loss vehicle, flood-damaged vehicle, non-repairable vehicle or had “salvage” or a similar word or designation placed on any title issued for the vehicle.

Total Loss Vehicle (NRS 487.790)

1. Means a motor vehicle:
 - a. Of a type which is subject to registration; and
 - b. Which has been wrecked, destroyed or otherwise damaged to such an extent that the cost of repair is 65 percent or more of the fair market value of the vehicle immediately before it was wrecked, destroyed or otherwise damaged, except that, for the purposes of this paragraph, the cost of repair does not include the cost of:
 1. Painting any portion of the vehicle;
 2. Replacing electronic components in accordance with the specifications of the manufacturer; or
 3. Towing the vehicle.
2. The term does not include:
 - a. A nonrepairable vehicle;
 - b. A motor vehicle which is 10 model years old or older and which, to restore the vehicle to its condition before it was wrecked, destroyed or otherwise damaged and regardless of cost, requires the replacement of only:
 1. The hood;
 2. The trunk lid;
 3. A fender;
 4. Two or fewer of the following parts or assemblies, which may be bolted or unbolted:
 - a) Doors;
 - b) A grill assembly;

- c) A bumper assembly;
 - d) A headlight assembly; or
 - e) A taillight assembly; or
5. Any combination of subparagraph 1, 2, 3 or 4;
- c. A motor vehicle, regardless of the age of the vehicle, for which the cost to repair the vehicle is less than 65 percent of the fair market value of the vehicle immediately before the vehicle was wrecked, destroyed or otherwise damaged, except that, for the purposes of this paragraph, the cost of repair does not include the cost of:
- 1. Painting any portion of the vehicle;
 - 2. Replacing electronic components in accordance with the specifications of the manufacturer; or
 - 3. Towing the vehicle; or
- d. A motor vehicle that was stolen and subsequently recovered, if the motor vehicle:
- 1. Has no structural damage; and
 - 2. Is missing only tires, wheels, audio or video equipment, or some combination thereof.
3. For the purposes of this section, the model year of manufacture is calculated based on a year beginning on January 1 of the calendar year in which the damage occurs.

Vehicle (NRS 488.135) means except as otherwise provided in [NRS 482.36348](#), “vehicle” means every device in, upon or by which any person or property is or may be transported or drawn upon a public highway. The term does not include:

- 1. Devices moved by human power or used exclusively upon stationary rails or tracks;
- 2. Mobile homes or commercial coaches as defined in [chapter 489](#) of NRS; or
- 3. Electric personal assistive mobility devices.

Vehicle Brand means a descriptive label assigned to a vehicle to identify the vehicle's current or prior condition.