



# Wrecker and Tow Car Operator Guide



Revised September 2015

## **PREFACE**

The Nevada Department of Motor Vehicles has prepared this guide to assist Nevada Automobile Wreckers and Tow Car Operators when conducting business with the Department. It was created as an informational and instructional reference, and attention to the detailed information and examples will ensure proper completion of forms required to register and/or title vehicles in the State of Nevada.

Implementation of requirements as outlined in this guide and attention to detail when completing forms will be beneficial to you, your customers and the Department. Documents properly prepared and submitted will ensure that our records are correct. This allows the Department to respond to inquiries from consumers, vehicle industry members and law enforcement with up to date, accurate information.

If you have any suggestions that may help improve this guide, please provide them in writing to:

Nevada Department of Motor Vehicles  
Management Services and Programs Division  
Vehicle Programs  
555 Wright Way  
Carson City, NV 89711

**Changes December 2011**

SR 100064 Update VP-64 & VP-64M forms. All forms were updated.

SR 110199 Updated definition of "Total Loss". AB204.

SR 110200 Updated the time period fees may be imposed. Added lien sale notice be sent by verified mail and if available electronic mail. SB 150.

AB204 Information

**Changes 2015**

SR 150091 Added information regarding Electronic Lien Titles

Table of Contents

**SECTION I – GENERAL INFORMATION**

Guidelines ..... I-2  
Importance of Accuracy ..... I-2  
Vehicle Identification Number (VIN) Information ..... I-3  
VIN Schematic / Description ..... I-3  
Incomplete or Incorrect Documents ..... I-5  
Notaries Public ..... I-5  
Wrecker and Salvage Pool Information ..... I-5  
Licensing Requirements ..... I-6  
Acquiring Vehicles ..... I-8  
    Acquiring Parts of Partial Vehicles ..... I-8  
    Determining an Entire Vehicle or Partial Vehicle ..... I-8  
Motor Homes ..... I-9

**SECTION II - OWNERSHIP DOCUMENTS AND FORMS**

Nevada Certificate of Title ..... II-2  
Nevada Salvage Title ..... II-25  
Out-of-State Salvage Certificates ..... II-32  
Retention of Salvage Vehicles ..... II-32  
Application for Salvage Title or Non-Repairable Vehicle Certificate ..... II-33  
Non-Repairable Vehicle Certificate ..... II-36

**SECTION III – FORMS**

Authorization for Vehicle Restoration ..... III-2  
Bill of Sale ..... III-4  
Certificate of Inspection / Affidavit of Vehicle Construction ..... III-7  
    Certificate of Inspection / Affidavit of Vehicle Construction ..... III-8  
    Certificate of Inspection / Affidavit of Motorcycle / Trimobile Construction ..... III-12  
    Certificate of Inspection and Affidavit of Trailer Construction ..... III-16  
    Certificate of Inspection for Rebuilt Vehicles – (Not Salvage) ..... III-20  
Erasure Affidavit ..... III-24  
Lien Release / Satisfaction of Lien ..... III-26  
Power of Attorney ..... III-28  
Vehicle Inspection Certificate ..... III-31

**SECTION IV – FEES**

Title Fees ..... IV-2  
Salvage Title and Non-Repairable Vehicle Certificate Fees ..... IV-3

**SECTION V – ABANDONED VEHICLE AND LIEN SALES**

Towing Abandoned Vehicles ..... V-2  
Private Property Abandoned Vehicle Release ..... V-3  
Abandoned Vehicle Liens ..... V-5  
Abandoned Vehicles left at Salvage Yard ..... V-7

Letter of Transmittal for Abandoned Junk Vehicles .....V-8  
Appraisal Report for Abandoned Vehicle .....V-10  
Lien Sales .....V-11  
    Notice of Lien Sale.....V-11  
    Vehicles Valued Under \$500 .....V-13  
    Vehicles Valued Over \$500 .....V-15  
    Demand for Payment.....V-16  
    Verified Mailing .....V-17  
    Advertisement of Sale.....V-17  
    Affidavit of Publication.....V-19  
    Sale by Public Auction .....V-19  
    Submitting Lien Sale Documents .....V-20  
    Collecting Sales Tax .....V-20  
    Lien Sale Affidavit .....V-20  
    Lien Sale Registration Certification .....V-25  
    Requests for Extension of Time for Submitting Lien Sale Documents .....V-27  
    Authority to Recover Claim Not Paid By Sale .....V-27  
    Validity May Be Contested.....V-27

**SECTION VI – RECORDS SECTION**

    Accessing Motor Vehicle Registration / Title Information .....VI-2  
    Application for Records Service .....VI-3  
    Application for Individual Record Information Affidavit .....VI-4  
    Records Section Fee Schedule .....VI-5

**SECTION VII – GLOSSARY / INDEX**

    Glossary .....VII-2  
    Index .....VII-10

# **SECTION I – GENERAL INFORMATION**

## Guidelines

Always type or print in black or dark blue ink.

The owner's full legal name and address information must be recorded on registration and title documents exactly as it reads on the owner's driver's license.

Ensure the Vehicle Identification Number (VIN), year, make, odometer readings and registered owner and legal owner information are consistent on all documents.

Signatures must always be handwritten, unless waived by the Department because the submittal is done by electronic means. A printed release will not be accepted unless accompanied by a notarized or witnessed statement (from the person in question) stating that the signature is a legal signature.

Do not use correction fluid or correction tape.

Do not alter any information on documents.

A release should be the same, as it appears on title documents, i.e., Elizabeth should sign as Elizabeth.

All documents must be originals, unless certified to be true copies of the original document. Only certain documents can be accepted as true and exact copies.

## Importance of Accuracy

The Department of Motor Vehicles uses the VIN as the primary identifier for entry and retrieval of records. It is therefore critical that all documents are completed using the correct VIN.

### TO AVOID ERRORS:

- Use the entire VIN at all times.
- Ensure the VIN is entered or recorded accurately. It is best to use block letters.
- If the VIN is handwritten, try to avoid the following most common errors:

<u>LETTER</u>	<u>MAY BE MISTAKEN FOR</u>
B	13 or 8
D	0
G	6 or C
J	T or I or 5
R	K
S	5

Y 4 or H  
Z 2 or a 7 on a line

“I” and “1” are often confused. The letter “I” is rarely used in a VIN.

The letter “O” is never used in a VIN, with the exception of state assigned VINs, such as those that are assigned by the states of Colorado (i.e., COLO123456) or Missouri (DR000000MO or DRMVB0000000000MO).

### Vehicle Identification Number (VIN) Information

Since 1954, American automobile manufacturers have used a Vehicle Identification Number (VIN) to identify and describe a vehicle.

Since 1981, all manufacturers of vehicles sold in the United States are required to use a standardized 17-digit VIN structure. When the department is provided with a vehicle with an 18-digit VIN, the VIN will be verified before the vehicle information is entered.

Variations exist in the location of a VIN and in the systems used for a VIN; they may vary by year of manufacture and between manufacturers.

A VIN should always be verified by a physical inspection of the vehicle.

### VIN Schematic / Description

Position	Description
1-3	Manufacturer Identifier
4	Restraint System Type
5	Manufacturer Specification
6	Line, Series, Body Type
7-8	Engine Type
9	Check Digit
10	Model Year
11	Assembly Plant
12-17	Production Sequence Number

- 1<sup>st</sup> Character: Identifies the country in which the vehicle was manufactured, i.e., USA (1 or 4), Canada (2), Mexico (3), Japan (J), Korea (K), England (S), Germany (W), Italy (Z).
- 2<sup>nd</sup> Character: Identifies the manufacturer, i.e., Audi (A), BMW (B), Buick (4), Cadillac (6), Chevrolet (1), Chrysler (C), Dodge (B), Ford (F), GM Canada (7), General Motors (G), Honda (H), Jaguar (A), Lincoln (L), Mercedes Benz (D), Mercury (M), Nissan (N), Oldsmobile (3), Pontiac (2 or 5), Plymouth (P), Saturn (8), Toyota (T), VW (V), Volvo (V).
- 3<sup>rd</sup> Character: Identifies the vehicle type or manufacturing division.
- 4<sup>th</sup> to 8<sup>th</sup> Characters: Identifies vehicle features such as body style, engine type, model, series, etc.
- 9<sup>th</sup> Character: Identifies the VIN accuracy as a check digit.
- 10<sup>th</sup> Character: Identifies the model year, i.e., 1988 (J), 1989 (K), 1990 (L), 1991 (M), 1992 (N), 1993 (P), 1994 (R), 1995 (S), 1996 (T), 1997 (V), 1998 (W), 1999 (X), 2000 (Y), 2001 (1), 2002 (2), 2003 (3), 2004 (4), 2005 (5), 2006 (6), 2007 (7), 2008 (8), 2009 (9), 2010 (A), 2011 (B), 2012 (C), 2013 (D), 2014 (E), 2015 (F), 2016 – 2029 use G thru X – 2030 (Y), and 2031-2039 use digits 1 thru 9.
- 11<sup>th</sup> Character: Identifies the assembly plant for the vehicle.
- 12<sup>th</sup> to 17<sup>th</sup> Characters: Identifies the sequence of the vehicle for production as it rolled off the manufacturer's assembly line.

If a manufacturer produces less than 500 vehicles per year, the VIN characters along with the third, fourth and fifth characters of the fourth section shall uniquely identify the manufacturer, make and type of motor vehicle. (Title 49 CFR, Section 565.6 Content Requirements)



## Incomplete or Incorrect Documents

For questions concerning incomplete or incorrect documents, please contact the Department of Motor Vehicles, Title Section.

Department of Motor Vehicles  
Central Services and Records Division  
Attn: Title Section  
555 Wright Way  
Carson City, NV 89711-0700  
(775) 684-4810

## Notaries Public

A licensed Nevada dealer's signature is not required to be acknowledged by a Notary Public on documents the dealer must file with the Department, except in regard to deposit in lieu of a bond. Nevada Revised Statutes (NRS) 482.3275

If a document must be notarized, the provisions of NRS 240.010 through 240.150 must be followed.

A Notary Public may not perform any act authorized by NRS 240.065 if he or she:

1. Executed or is named in the instrument acknowledged or sworn to;
2. Will receive directly from a transaction relating to the instrument any commission, fee, advantage, right, title or interest, property or other consideration in excess of the authorized fees; or
3. Is related to the person whose signature is to be acknowledged or sworn to as a spouse, sibling, or lineal ancestor or descendant.

## Wrecker and Salvage Pool Information

### Automobile Wrecker Operations

"Wrecker" defined. "Automobile Wrecker" means a person licensed by the Department who dismantles, scraps, processes or wrecks a vehicle subject to the registration laws of Nevada. NAC 487.010.

"Salvage Pool" defined. "Salvage Pool" means a business which obtains motor vehicles from:

1. Insurers and self-insurers for sale on consignment or as an agent for the insurer or self-insurer if the vehicles are acquired by the insurer or self-insurer as the result of a settlement for insurance; or
2. Licensed vehicle dealers, rebuilders, lessors or wreckers for sale on consignment. NRS 487.400.2

Wrecker and Salvage Pool require separate business licenses and fees.

## Licensing Requirements

1. Application for Business License (OBL237) completed in full and signed by a principal of the business.
2. Personal History Questionnaire (OBL242) completed by each principal or corporate officer being listed on the license application.
3. A surety bond (OBL210) or deposit in lieu of bond in the amount of \$50,000.
4. If applying for wrecker or salvage pool plates an insurance certificate showing automobile liability coverage. See insurance information sheet (OBL273).
5. Non-refundable license application fee of \$301, which includes a Technology fee.
6. City or County business license.
7. Fictitious Firm Name Filing.
8. Copy of Certificate of Incorporation and Corporate filing, with names of the officers, filed with the State of Nevada, Secretary of State's Office, if applicable.
9. The federal identification number of the business.
10. An electronic mail address for the business.
11. An established place of business, with a permanently enclosed building located on at least one-half acre. The business location must be surrounded by a screened fence at least six feet tall.
12. A permanently affixed display sign with the name of the business in lettering eight inches high, formed by lines that are at least one inch wide. Sign must be clearly legible from the center of the nearest street or roadway.
13. Two color photographs that clearly show the exterior of the business to include the display sign.

It is unlawful for any person to dismantle, scrap, process or wreck any vehicle without first applying for and obtaining a license for that operation from the Department. NRS 487.050.1.

No person may operate a salvage pool without first applying for and obtaining a license for that business from the Department. NRS 487.410.1.

## Additional Information

**Wreckers Only** - I.D. cards may be obtained, which authorizes a licensed wrecker to bid to purchase a vehicle from an operator of a salvage pool. A licensed wrecker may obtain two cards annually for his business at a fee of \$51 each card, which includes a Technology fee. I.D. cards expire April 30th of each year for which it was issued. NRS 487.070(2) (3).

NRS 487.470 Section 4

1. If a licensed automobile wrecker, in addition to any other bond required by NRS 487.047 to 487.200, inclusive, procures and files with the Department a good and sufficient bond in the amount of \$50,000, with a corporate surety thereon licensed to do business in the State of Nevada, approved as to form by the Attorney General, and conditioned that the applicant conducts his or her relevant activities in accordance with the provisions of this section, the wrecker may use the procedure set forth in this section to process a motor vehicle as parts or scrap metal. The additional bond described in this subsection may cover more than one location at which the licensed automobile wrecker does business, if the wrecker holds an ownership interest of 51 percent or more in each such business location.
2. Upon obtaining a motor vehicle that is to be processed as parts or scrap metal, a licensed automobile wrecker who has procured and filed the additional bond described in subsection 1 and who wishes to use the procedure provided in this section:
  - a. Shall transmit to the Department electronically or via facsimile, as specified by the Department, a report that includes:
    1. The make, model, vehicle identification number and registration number, if applicable, of the motor vehicle; and
    2. An affirmation by the licensed automobile wrecker that the motor vehicle has been designated by the licensed automobile wrecker for processing as parts or scrap metal.
  - b. May process the motor vehicle for parts or scrap metal only if:
    1. Five or more business days elapse after transmission to the Department of the report required by paragraph (a); and
    2. The licensed automobile wrecker does not receive notification from the Department that the motor vehicle is not to be processed as parts or scrap metal.
3. A licensed automobile wrecker who processes a motor vehicle for parts or scrap metal pursuant to this section assumes all liability for any injuries to any person or property arising from or incident to the act of such processing. No action may be brought under NRS 41.031 or against an officer or employee of the State or any of its agencies or political subdivisions, which is based upon any injuries to any person or property arising from or incident to the act of processing a motor vehicle for parts or scrap metal as authorized pursuant to this section.
4. If a licensed automobile wrecker submits to the Department, the report described in subsection 2 and the Department confirms that the motor vehicle, which is the subject of the report, has been processed as parts or scrap metal, the Department shall issue a nonrepairable vehicle certificate for the motor vehicle.

For more information on this process, please refer to the Wrecker's Electronic Non-Repairable Manual.

## **Acquiring Vehicles**

Nevada automobile wreckers may acquire vehicles in the following manner:

1. By direct purchase, with the owner providing title documents.
2. By direct purchase, with an automobile wrecker providing a salvage title, non-repairable vehicle certificate or junk certificate.
3. By direct purchase, with an insurance company or its agent providing a salvage title, non-repairable vehicle certificate.
4. By direct purchase, with a salvage pool providing salvage title, non-repairable vehicle certificate or junk certificate. The salvage pool must also be a licensed wrecker or tow operator to obtain a junk certificate.
5. Through receipt of a vehicle removed from public or private property at the request of an enforcement agency, owner, or person in lawful possession of the property. The lien sale process must follow pursuant to NRS 108.265 through 108.367 inclusive.
6. Lien Process.
7. Junk Certificate: Issued to a licensed wrecker or tow operator.

## **Acquiring Parts of Partial Vehicles**

When an automobile wrecker acquires parts of a vehicle through purchase or exchange, a bill of sale from the owner of the parts must be maintained.

1. If a vehicle that has been partially dismantled is acquired, a written statement from the owner, listing those parts that have previously been removed is required.
2. If the part includes the frame or other major component, a salvage title may be required.

## **Determining an Entire Vehicle or Partial Vehicle**

1. Whenever an entire salvage vehicle is sold to any person by a licensed automobile wrecker, the automobile wrecker shall deliver a properly endorsed salvage title to the buyer for such an entire salvage vehicle.
2. A salvage vehicle shall be deemed an entire salvage vehicle:
  - a. If all the following essential components are included and identifiable as coming from the same salvage vehicle:

1. The cowl assembly;
  2. The floor pan assembly;
  3. The passenger compartment;
  4. The rear clip assembly; and
  5. The roof assembly; and
- c. In addition to the essential components required pursuant to paragraph (a):
1. If the salvage vehicle was manufactured with a conventional frame, the conventional frame is included and identifiable as coming from the same salvage vehicle;
  2. If the salvage vehicle was manufactured with a unibody, the complete front inner structure is included and identifiable as coming from the same salvage vehicle;
  3. If the salvage vehicle is a truck which was manufactured with a conventional frame, the conventional frame and the truck cab assembly are included and identifiable as coming from the same salvage vehicle; and
  4. If the salvage vehicle is a truck, which was manufactured with a unibody, the complete front inner structure and the truck cab assembly are included and identifiable as coming from the same salvage vehicle.
3. A salvage vehicle that does not satisfy the requirements of subsection 2 is deemed a part or parts of an entire salvage vehicle.

## **Motor Homes**

Motor homes are vehicles described as permanently attached to a self-propelled chassis and are designed for use as temporary living quarters. Nevada Revised Statutes defines three types of motor homes.

**Note:** The legal maximum width of a recreational vehicle is 102 inches excluding mirrors, lights and other devices required for safety; and an awning and any hardware used to attach the awning, but it cannot extend beyond any mirror.

**Mini motor home** (NRS 482.066): A vehicular-type unit designed for temporary living quarters for travel, camping or recreational use, which is:

1. A structure attached permanently on a self-propelled chassis; or
2. A portable unit designed to be affixed permanently to a truck chassis with cab, which is designated as a mini motor home by the manufacturer.

**Motor home** (NRS 482.071): A structure:

1. Attached permanently to a self-propelled motor vehicle chassis;
2. Designed as a temporary dwelling for travel, recreational or camping use; and
3. When assembled for the road, having a maximum body width of 102 inches.

**Chassis-mount camper** (NRS 482.0151):

A portable unit designed to be permanently affixed to a truck chassis and cab, and so constructed as to provide temporary living quarters for travel, camping or recreational use.

In all cases, the chassis/frame number is used as the Vehicle Identification Number (VIN). The make of the vehicle is the motor home name, not the chassis/frame manufacturer.

Example: Winnebago makes the Itasca and Fleetwood makes the Tioga. The makes are therefore Itasca and Tioga; Winnebago and Fleetwood are not used.

The vehicle year is established by the manufacturer on the vehicle's original documentation.

In all cases, the vehicle length must be included on the registration and title documents as part of the vehicle description.

**Recreational park trailer** (NRS 482.1005) means a vehicle, which is primarily designed to provide temporary living quarters for recreational, camping or seasonal use and which:

1. Is built on a single chassis mounted on wheels;
2. Has a gross trailer area not exceeding 400 square feet in the set-up mode; and
3. Is certified by the manufacturer as complying with Standard No. A119.5 of the American National Standards Institute.

**Note:** The Department will issue a title only for recreational park trailers because they are over 102 inches in width. Moving a recreational park trailer requires a special movement permit issued by the Department of Transportation.

# **SECTION II - OWNERSHIP DOCUMENTS AND FORMS**

## **Nevada Certificate of Title**

### **Nevada Title**

#### **NRS 482.245, 482.260, 482.285 and 482.400**

There are currently several valid styles of Nevada Certificates of Title (Form VP-2) in circulation. For the purpose of this guide, only the four most recent styles will be addressed (Revisions 8/10, 1/06, 10/01, and 10/96).

The registered owner or seller must sign the certificate of title exactly as the name appears on the face of the certificate of title.

- If there is more than one registered owner or seller, and they are joined by “and,” the signature of each owner or seller is required.
- If there is more than one registered owner or seller, and they are joined by “and/or” or “or,” only one of the owner’s or seller’s signature is required.
- If there is more than one registered owner or seller, and not joined by “and” or “and/or” or “or,” the signature of each registered owner or seller is required. The Department considers no name indicator as “and” in these cases.
- If the registered owner or seller information is in the name of a business, the name of the business must appear along with the signature of an authorized business representative.
- Buyer information must be completed indicating exactly how the new Certificate of Title is to read, using the buyer’s full legal name as it appears on their driver’s license.



## **Nevada Certificate of Title**

### **(Form VP-2)**

#### **Revision 8/10 (Front)**

1. Vehicle Information: The vehicle identification number, year, make, model and vehicle body.
2. Title Number: The number assigned at the time the title is created.
3. Date Issued: The date the title was issued.
4. Odometer Miles: The reading indicated on the vehicle's odometer apparatus.
5. Fuel Type: The type of fuel the vehicle uses.
6. Sales Tax Paid: Nevada does not print this information at this time.
7. Empty Weight: The actual weight of the vehicle when empty.
8. Gross Weight: The maximum recommended weight of the vehicle when full (passengers, luggage, etc.).
9. GVWR: The gross vehicle weight rating (the weight of the vehicle plus the vehicle's useful or maximum load).
10. Vehicle Color: The color of the vehicle. Nevada does not capture the vehicle color at this time.
11. Odometer Brand: The actual status of the odometer reading.
  - a. Actual Mileage: the miles shown on the odometer are the exact miles the vehicle has been driven, required for all vehicles that are nine years and newer and do not meet exemptions in Title 49 Odometer Disclosure.
  - b. Exceeds Mechanical Limits: the vehicle has traveled more miles than the odometer is capable of showing.
  - c. Warning Odometer Discrepancy: the odometer reading is not the actual mileage (the odometer may have been broken or a new odometer may have been installed).
  - d. Exempt; the vehicle is ten years old or older or meets the exemption qualifications in Title 49 Odometer Disclosure.
12. Brands: The description of a vehicle that applies. When more than one brand applies, those brands will be listed:
  - Flood Damage
  - Lemon Law Buyback
  - Non-Rebuildable
  - Non-U.S. Vehicle
  - Not Street Legal
  - Rebuilt
  - Total Loss

- Reconstructed
  - Specially Constructed
13. Owner(s) Name and Address: The name and address of the person or persons the Certificate of Title is issued to.
  14. Lienholder Name and Address: The name and address of the legal owner of the vehicle who holds the security interest if different from number 13.
  15. Lienholder Release: All Nevada Certificates of Title that show a lienholder require a release of lien to transfer ownership. The lienholder or authorized agent of the lienholder must complete this section. The signature of the lienholder or the authorized agent and the date of the signature are required to complete the release. If the lienholder is a business, the business name must appear along with the signature of an authorized representative of the business.
  16. Full Legal Name and Address of Buyer(s): Record the registered owner's full legal name exactly as it appears on the customer's driver's license, identification card, or business license. This name will be recorded on the vehicle registration certificate and Certificate of Title. Customers purchasing a vehicle(s) for a business are not required to present their business license.

**Note:**

- If the registration is to read "doing business as" enter "DBA" preceding the business name.
  - If the vehicle is leased, the words "Lessee" and "Lessor" must be included prior to the full legal name
  - If there is more than one Lessee, separate the Lessees with a semi-colon ";".
17. Nevada Driver's License, Identification Card Number, or FEIN for businesses: Enter the number based on the document presented during the purchase transaction. The DMV will use these numbers to ensure the full legal name of the owner is placed on the registration and title.

**Note:**

- If the customer does not have a Nevada driver's license or identification card, "No Nevada DL or ID" must be printed in the registered owner's information area.
  - Customers purchasing a vehicle(s) for a business that does not have a FEIN (Federal Employer Identification Number), enter "No FEIN."
  - Do not enter or use the customer's social security number.
18. And/Or: If the registration and title are in more than one name, the appropriate box must be marked to indicate "and" or "or." Using "and" will require all persons on the title to sign the title to release interest in the vehicle. "Or" will allow one person to sign the title to release interest in the vehicle, if there are two or more recorded owners.
  19. Odometer Reading: The odometer reading must be recorded exactly as it shows on the vehicle's odometer apparatus, excluding tenths. The seller(s) must

complete the Odometer Statement to the best of their knowledge.

20. Odometer Declaration: If the odometer reading is not the actual mileage of the vehicle, one of the statements must be checked. The Certificate of Title will be branded accordingly.
21. Signature and Printed Name of the Seller(s)/Agent/Dealership.
22. DMV issued Dealer's License Number.
23. Date of Sale: The actual date ownership of the vehicle was transferred.
24. Signature and Printed Full Legal Name of the Buyer(s).

**Note:** Any alteration or erasure voids a Nevada Certificate of Title. The control number in the lower right hand corner of the Certificate of Title is not the title number. The Department uses this number internally.

**STATE OF NEVADA**  
DEPARTMENT OF MOTOR VEHICLES

**CERTIFICATE OF TITLE**

VIN	<b>1</b>	YEAR	<b>1</b>	MAKE	<b>1</b>	MODEL	<b>1</b>	VEHICLE BODY	<b>2</b>	TITLE NUMBER	<b>2</b>
DATE ISSUED	<b>3</b>	ODOMETER MILES	<b>4</b>	FUEL TYPE	<b>5</b>	SALES TAX PD	<b>6</b>	EMPTY WT	<b>7</b>	GROSS WT	<b>8</b>
VEHICLE COLOR	<b>10</b>	ODOMETER BRAND	<b>11</b>	BRANDS		<b>12</b>					

**OWNER(S) NAME AND ADDRESS**  
**13**

SAMPLE

**LIENHOLDER NAME AND ADDRESS**  
**14**

**LIENHOLDER RELEASE - INTEREST IN THE VEHICLE DESCRIBED ON THIS TITLE IS HEREBY RELEASED:**  
**15**

SIGNATURE OF AUTHORIZED AGENT \_\_\_\_\_ DATE \_\_\_\_\_

PRINTED NAME OF AGENT AND COMPANY \_\_\_\_\_

FEDERAL AND STATE LAW REQUIRES THAT YOU STATE THE MILEAGE IN CONNECTION WITH THE TRANSFER OF OWNERSHIP. FAILURE TO COMPLETE OR PROVIDING A FALSE STATEMENT MAY RESULT IN FINES AND/OR IMPRISONMENT.  
The undersigned hereby certifies the vehicle described in this title has been transferred to the following buyer(s):

<b>16</b> Printed Full Legal Name of Buyer	<b>17</b> Nevada Driver's License Number or Identification Number	<b>18</b> <input type="checkbox"/> AND <input type="checkbox"/> OR
<b>16</b> Printed Full Legal Name of Buyer	<b>17</b> Nevada Driver's License Number or Identification Number	

Address \_\_\_\_\_ City \_\_\_\_\_ State \_\_\_\_\_ Zip Code \_\_\_\_\_

I certify to the best of my knowledge the odometer reading is the actual mileage of the vehicle unless one of the following statements is checked.  
 NO TENTHS **20**  The mileage stated is in excess of its mechanical limits.  
 The odometer reading is not the actual mileage. WARNING: ODOMETER DISCREPANCY. Exempt - Model year over 9 years old.

ODOMETER READING **21**

Signature of Seller(s)/Agent/Dealership \_\_\_\_\_ Printed Name of Seller(s)/Agent/Dealership **21**

I am aware of the above odometer certification made by the seller/agent.  Dealer's License Number **22** Date of Sale **23**

**24**  
Signature of Buyer

Printed Full Legal Name of Buyer \_\_\_\_\_

CONTROL NO.  
00000000

(THIS IS NOT A TITLE NO.)

VP-2 (Rev. 8/10)

STATE OF NEVADA

ALTERATION OR ERASURE VOIDS THIS TITLE

### **Revision 8/10 (Back)**

1. Dealer Only First Reassignment of Title: To be completed only by a dealer upon the first reassignment of the Certificate of Title. The dealer's business name and business license number must be recorded, and the reassignment must be completed in the same manner as the assignment on the front of the Certificate of Title.
2. Dealer Only Second Reassignment of Title: To be completed only by a dealer upon the second reassignment of the Certificate of Title. The dealer's business name and business license number must be recorded, and the reassignment must be completed in the same manner as the assignment on the front of the Certificate of Title.
3. Dealer Only Third Reassignment of Title: To be completed only by a dealer upon the third reassignment of the Certificate of Title. The dealer's business name and business license number must be recorded, and the reassignment must be completed in the same manner as the assignment on the front of the Certificate of Title.
4. Lienholder to be recorded: This section must be completed if the new Certificate of Title is to reflect a security interest in the vehicle. The lienholder's name, address and Nevada Electronic Lien Title number (ELT number) must be recorded. If there is no lienholder, "None" must be recorded in this section.

**Note:** Any alteration or erasure voids a Nevada Certificate of Title. The reassignment on the front of the title (beginning on item 16 on the front of the title) must be completed before the Dealer Only First Reassignment of Title is completed.

Back of Title

<b>1</b>	<b>FIRST REASSIGNMENT DEALER ONLY</b>	<p style="text-align:center;"><b>FEDERAL AND STATE LAW REQUIRES THAT YOU STATE THE MILEAGE IN CONNECTION WITH THE TRANSFER OF OWNERSHIP. FAILURE TO COMPLETE OR PROVIDING A FALSE STATEMENT MAY RESULT IN FINES AND/OR IMPRISONMENT.</b> The undersigned hereby certifies the vehicle described in this title has been transferred to the following buyer(s):</p> <p>Printed Full Legal Name of Buyer _____ Nevada Driver's License Number or Identification Number _____ <input type="checkbox"/> AND <input type="checkbox"/> OR</p> <p>Printed Full Legal Name of Buyer _____ Nevada Driver's License Number or Identification Number _____</p> <p>Address _____ City _____ State _____ Zip Code _____</p> <p>I certify to the best of my knowledge the odometer reading is the actual mileage of the vehicle unless one of the following statements is checked.</p> <p style="text-align:center;"> <input checked="" type="checkbox"/> NO TENTHS <input type="checkbox"/> The mileage stated is in excess of its mechanical limits.  <input type="checkbox"/> The odometer reading is not the actual mileage. <b>WARNING - ODOMETER DISCREPANCY</b>  <input type="checkbox"/> Exempt - Model year over 9 yrs. old.         </p> <p>ODOMETER READING _____</p> <p>Signature of Seller(s)/Agent/Dealership _____ Printed Name of Seller(s)/Agent/Dealership _____  <small>I am aware of the above odometer certification made by the seller/agent. <input type="checkbox"/></small> Dealer's License Number _____ Date of Sale _____</p> <p>Signature of Buyer _____ Printed Full Legal Name of Buyer _____</p>
<b>2</b>	<b>SECOND REASSIGNMENT DEALER ONLY</b>	<p style="text-align:center;"><b>FEDERAL AND STATE LAW REQUIRES THAT YOU STATE THE MILEAGE IN CONNECTION WITH THE TRANSFER OF OWNERSHIP. FAILURE TO COMPLETE OR PROVIDING A FALSE STATEMENT MAY RESULT IN FINES AND/OR IMPRISONMENT.</b> The undersigned hereby certifies the vehicle described in this title has been transferred to the following buyer(s):</p> <p>Printed Full Legal Name of Buyer _____ Nevada Driver's License Number or Identification Number _____ <input type="checkbox"/> AND <input type="checkbox"/> OR</p> <p>Printed Full Legal Name of Buyer _____ Nevada Driver's License Number or Identification Number _____</p> <p>Address _____ City _____ State _____ Zip Code _____</p> <p>I certify to the best of my knowledge the odometer reading is the actual mileage of the vehicle unless one of the following statements is checked.</p> <p style="text-align:center;"> <input checked="" type="checkbox"/> NO TENTHS <input type="checkbox"/> The mileage stated is in excess of its mechanical limits.  <input type="checkbox"/> The odometer reading is not the actual mileage. <b>WARNING - ODOMETER DISCREPANCY</b>  <input type="checkbox"/> Exempt - Model year over 9 yrs. old.         </p> <p>ODOMETER READING _____</p> <p>Signature of Seller(s)/Agent/Dealership _____ Printed Name of Seller(s)/Agent/Dealership _____  <small>I am aware of the above odometer certification made by the seller/agent. <input type="checkbox"/></small> Dealer's License Number _____ Date of Sale _____</p> <p>Signature of Buyer _____ Printed Full Legal Name of Buyer _____</p>
<b>3</b>	<b>THIRD REASSIGNMENT DEALER ONLY</b>	<p style="text-align:center;"><b>FEDERAL AND STATE LAW REQUIRES THAT YOU STATE THE MILEAGE IN CONNECTION WITH THE TRANSFER OF OWNERSHIP. FAILURE TO COMPLETE OR PROVIDING A FALSE STATEMENT MAY RESULT IN FINES AND/OR IMPRISONMENT.</b> The undersigned hereby certifies the vehicle described in this title has been transferred to the following buyer(s):</p> <p>Printed Full Legal Name of Buyer _____ Nevada Driver's License Number or Identification Number _____ <input type="checkbox"/> AND <input type="checkbox"/> OR</p> <p>Printed Full Legal Name of Buyer _____ Nevada Driver's License Number or Identification Number _____</p> <p>Address _____ City _____ State _____ Zip Code _____</p> <p>I certify to the best of my knowledge the odometer reading is the actual mileage of the vehicle unless one of the following statements is checked.</p> <p style="text-align:center;"> <input checked="" type="checkbox"/> NO TENTHS <input type="checkbox"/> The mileage stated is in excess of its mechanical limits.  <input type="checkbox"/> The odometer reading is not the actual mileage. <b>WARNING - ODOMETER DISCREPANCY</b>  <input type="checkbox"/> Exempt - Model year over 9 yrs. old.         </p> <p>ODOMETER READING _____</p> <p>Signature of Seller(s)/Agent/Dealership _____ Printed Name of Seller(s)/Agent/Dealership _____  <small>I am aware of the above odometer certification made by the seller/agent. <input type="checkbox"/></small> Dealer's License Number _____ Date of Sale _____</p> <p>Signature of Buyer _____ Printed Full Legal Name of Buyer _____</p>
<b>4</b>	<b>LIEN</b>	<p style="text-align:center;"><b>LIENHOLDER TO BE RECORDED</b></p> <p>Printed Full Legal Name of Lienholder _____ FEIN _____  <small>(if no lienholder write "NONE")</small></p> <p>Address _____ Street _____ City _____ State _____ Zip Code _____</p>

**ALTERATION OR ERASURE VOIDS THIS TITLE**

## **Nevada Certificate of Title**

### **(Form RD-2)**

#### **Revision 1/06 (Front)**

1. Vehicle Information: The vehicle identification number, year, make, model and vehicle body.
2. Title Number: The number assigned at the time the title is created.
3. Date Issued: The date the title was issued.
4. Odometer Miles: The reading indicated on the vehicle's odometer apparatus.
5. Fuel Type: The type of fuel the vehicle uses.
6. Sales Tax Paid: Nevada does not print this information at this time.
7. Empty Weight: The actual weight of the vehicle when empty.
8. Gross Weight: The maximum recommended weight of the vehicle when full (passengers, luggage, etc.).
9. GVWR: The gross vehicle weight rating (the weight of the vehicle plus the vehicle's useful or maximum load).
10. Vehicle Color: The color of the vehicle. Nevada does not capture the vehicle color at this time.
11. Odometer Brand: The actual status of the odometer reading.
  - a. Actual Mileage: the miles shown on the odometer are the exact miles the vehicle has been driven, required for all vehicles that are nine years and newer and do not meet exemptions in Title 49 Odometer Disclosure.
  - b. Exceeds Mechanical Limits; the vehicle has traveled more miles than the odometer is capable of showing.
  - c. Warning Odometer Discrepancy: the odometer reading is not the actual mileage (the odometer may have been broken or a new odometer may have been installed).
  - d. Exempt; the vehicle is ten years old or older or meets the exemption qualifications in Title 49 Odometer Disclosure.
12. Brands: The description of a vehicle that applies. When more than one brand applies, those brands will be listed:
  - Flood Damage
  - Lemon Law Buyback
  - Non-Rebuildable
  - Non-U.S. Vehicle
  - Not Street Legal
  - Rebuilt
  - Total Loss
  - Reconstructed



- Specially Constructed
13. Owner(s) Name and Address: The name and address of the person or persons the Certificate of Title is issued to.
  14. Lienholder(s) Name and Address: The name and address of the legal owner of the vehicle who holds the security interest if different from number 13.
  15. Lienholder(s) Release: All Nevada Certificates of Title that show a lienholder require a release of lien to transfer ownership. The lienholder or authorized agent of the lienholder must complete this section. The signature of the lienholder or the authorized agent and the date of the signature are required to complete the release. If the lienholder is a business, the business name must appear along with the signature of an authorized representative of the business.
  16. Full Legal Name and Address of Buyer(s): Record the registered owner's full legal name exactly as it appears on the customer's driver's license, identification card, or business license. This name will be recorded on the vehicle registration certificate and Certificate of Title. Customers purchasing a vehicle(s) for a business are not required to present their business license.

**Note:**

- If the registration is to read "doing business as" enter "DBA" preceding the business name.
  - If the vehicle is leased, the words "Lessee" and "Lessor" must be included prior to the full legal name
  - If there is more than one Lessee, separate the Lessees with a semi-colon ";".
17. Nevada Driver's License, Identification Card Number, or FEIN for businesses: Enter the number based on the document presented during the purchase transaction. The DMV will use these numbers to ensure the full legal name of the owner is placed on the registration and title.

**Note:**

- If the customer does not have a Nevada driver's license or identification card, "No Nevada DL or ID" must be printed in the registered owner's information area.
  - Customers purchasing a vehicle(s) for a business that does not have a FEIN (Federal Employer Identification Number), enter "No FEIN."
  - Do not enter or use the customer's social security number.
18. And/Or: If the registration and title are in more than one name, the appropriate box must be marked to indicate "and" or "or." Using "and" will require all persons on the title to sign the title to release interest in the vehicle. "Or" will allow one person to sign the title to release interest in the vehicle, if there are two or more recorded owners.
  19. Odometer Reading: The odometer reading must be recorded exactly as it shows on the vehicle's odometer apparatus, excluding tenths. The seller(s) must complete the Odometer Statement to the best of their knowledge.



20. Odometer Declaration: If the odometer reading is not the actual mileage of the vehicle, one of the statements must be checked. The Certificate of Title will be branded accordingly.
21. Signature and Printed Name of the Seller(s)/Agent/Dealership.
22. DMV issued Dealer's License Number.
23. Date of Sale: The actual date ownership of the vehicle was transferred.
24. Signature and Printed Full Legal Name of the Buyer(s).

**Note:** Any alteration or erasure voids a Nevada Certificate of Title. The control number in the lower right hand corner of the Certificate of Title is not the title number. The Department uses this number internally.

Front of Title

**STATE OF NEVADA**  
DEPARTMENT OF MOTOR VEHICLES

**CERTIFICATE OF TITLE**

VIN **1**      YEAR **1** MAKE **1** MODEL **1** VEHICLE BODY **1** TITLE NUMBER **2**  
 DATE ISSUED **3** ODOMETER MILES **4** FUEL TYPE **5** SALES TAX PD **6** EMPTY WT **7** GROSS WT **8** GVWR **9**  
 VEHICLE COLOR **10** ODOMETER BRAND **11** BRANDS **12**

**OWNER(S) NAME AND ADDRESS**  
**13**

**LIENHOLDER(S) NAME AND ADDRESS**  
**14**

**LIENHOLDER(S) RELEASE - INTEREST IN THE VEHICLE DESCRIBED ON THIS TITLE IS HEREBY RELEASED:**  
**15**

SIGNATURE OF AUTHORIZED AGENT \_\_\_\_\_ DATE \_\_\_\_\_  
 PRINTED NAME OR COMPANY STAMP \_\_\_\_\_

FEDERAL AND STATE LAW REQUIRES THAT YOU STATE THE MILEAGE IN CONNECTION WITH THE TRANSFER OF OWNERSHIP. FAILURE TO COMPLETE OR PROVIDING A FALSE STATEMENT MAY RESULT IN FINES AND/OR IMPRISONMENT.  
 The **16** signed hereby certifies the vehicle described in this title has been transferred to the following buyer(s): **17** **18**  
 Printed Full Legal Name of Buyer Nevada Driver's License Number or Identification Number  AND  OR

Address \_\_\_\_\_ City \_\_\_\_\_ State \_\_\_\_\_ Zip Code \_\_\_\_\_  
**19**  NO  City \_\_\_\_\_ State \_\_\_\_\_ Zip Code \_\_\_\_\_  
 ODOMETER READING **21** TENTHS  The mileage stated is in excess of its mechanical limits. **20**  
 The odometer reading is not the actual mileage. WARNING: ODOMETER DISCREPANCY.  
 Exempt - Model year over 5 years old.

Signature of Seller(s)/Agent/Dealership \_\_\_\_\_ Printed Name of Seller(s)/Agent/Dealership **21**  
 I am aware of the above odometer certification made by the seller/agent.  Dealer's License Number **22** Date of Sale **23**  
**24** Printed Full Legal Name of Buyer **24**

Signature of Buyer \_\_\_\_\_  
 ACCORDING TO THE RECORDS OF THE DEPARTMENT OF MOTOR VEHICLES, THE PERSON NAMED HEREON IS THE OWNER OF THE VEHICLE DESCRIBED ABOVE, SUBJECT TO LIEN AS SHOWN.  
 CONTROL NO. \_\_\_\_\_  
 RD-2 (Rev. 1/06) (THIS IS NOT A TITLE NO.)  
**00000008**

ALTERATION OR ERASURE VOIDS THIS TITLE

## **Nevada Certificate of Title**

### **Revision 1/06 (Back)**

1. Dealer Only First Reassignment of Title: To be completed only by a dealer upon the first reassignment of the Certificate of Title. The dealer's business name and business license number must be recorded, and the reassignment must be completed in the same manner as the assignment on the front of the Certificate of Title.
2. Dealer Only Second Reassignment of Title: To be completed only by a dealer upon the second reassignment of the Certificate of Title. The dealer's business name and business license number must be recorded, and the reassignment must be completed in the same manner as the assignment on the front of the Certificate of Title.
3. Dealer Only Third Reassignment of Title: To be completed only by a dealer upon the third reassignment of the Certificate of Title. The dealer's business name and business license number must be recorded, and the reassignment must be completed in the same manner as the assignment on the front of the Certificate of Title.
4. Lienholder to be recorded: This section must be completed if the new Certificate of Title is to reflect a security interest in the vehicle. The lienholder's name, address and Nevada Electronic Lien Title number (ELT number) must be recorded. If there is no lienholder, "None" must be recorded in this section.

**Note:** Any alteration or erasure voids a Nevada Certificate of Title. The reassignment on the front of the title (beginning on item 16 on the front of the title) must be completed before the Dealer Only First Reassignment of Title is completed.

Back of Title

<b>1</b>	FIRST REASSIGNMENT DEALER ONLY	<p style="text-align: center;"><b>FEDERAL AND STATE LAW REQUIRES THAT YOU STATE THE MILEAGE IN CONNECTION WITH THE TRANSFER OF OWNERSHIP. FAILURE TO COMPLETE OR PROVIDING A FALSE STATEMENT MAY RESULT IN FINES AND/OR IMPRISONMENT.</b> The undersigned hereby certifies the vehicle described in this title has been transferred to the following buyer(s):</p> <p>Printed Full Legal Name of Buyer _____ Nevada Driver's License Number or Identification Number _____ <input type="checkbox"/> AND <input type="checkbox"/> OR</p> <p>Printed Full Legal Name of Buyer _____ Nevada Driver's License Number or Identification Number _____</p> <p>Address _____ City _____ State _____ Zip Code _____</p> <p>I certify to the best of my knowledge the odometer reading is the actual mileage of the vehicle unless one of the following statements is checked.</p> <p>ODOMETER READING _____ <input type="checkbox"/> NO <input type="checkbox"/> TENTHS <input type="checkbox"/> The mileage stated is in excess of its mechanical limits. <input type="checkbox"/> The odometer reading is not the actual mileage. WARNING - ODOMETER DISCREPANCY <input type="checkbox"/> Exempt - Model year over 9 yrs. old.</p> <p>Signature of Seller(s)/Agent/Dealership _____ Printed Name of Seller(s)/Agent/Dealership _____ I am aware of the above odometer certification made by the seller/agent. <input type="checkbox"/> Dealer's License Number _____ Date of Sale _____</p> <p>Signature of Buyer _____ Printed Full Legal Name of Buyer _____</p>
<b>2</b>	SECOND REASSIGNMENT DEALER ONLY	<p style="text-align: center;"><b>FEDERAL AND STATE LAW REQUIRES THAT YOU STATE THE MILEAGE IN CONNECTION WITH THE TRANSFER OF OWNERSHIP. FAILURE TO COMPLETE OR PROVIDING A FALSE STATEMENT MAY RESULT IN FINES AND/OR IMPRISONMENT.</b> The undersigned hereby certifies the vehicle described in this title has been transferred to the following buyer(s):</p> <p>Printed Full Legal Name of Buyer _____ Nevada Driver's License Number or Identification Number _____ <input type="checkbox"/> AND <input type="checkbox"/> OR</p> <p>Printed Full Legal Name of Buyer _____ Nevada Driver's License Number or Identification Number _____</p> <p>Address _____ City _____ State _____ Zip Code _____</p> <p>I certify to the best of my knowledge the odometer reading is the actual mileage of the vehicle unless one of the following statements is checked.</p> <p>ODOMETER READING _____ <input type="checkbox"/> NO <input type="checkbox"/> TENTHS <input type="checkbox"/> The mileage stated is in excess of its mechanical limits. <input type="checkbox"/> The odometer reading is not the actual mileage. WARNING - ODOMETER DISCREPANCY <input type="checkbox"/> Exempt - Model year over 9 yrs. old.</p> <p>Signature of Seller(s)/Agent/Dealership _____ Printed Name of Seller(s)/Agent/Dealership _____ I am aware of the above odometer certification made by the seller/agent. <input type="checkbox"/> Dealer's License Number _____ Date of Sale _____</p> <p>Signature of Buyer _____ Printed Full Legal Name of Buyer _____</p>
<b>3</b>	THIRD REASSIGNMENT DEALER ONLY	<p style="text-align: center;"><b>FEDERAL AND STATE LAW REQUIRES THAT YOU STATE THE MILEAGE IN CONNECTION WITH THE TRANSFER OF OWNERSHIP. FAILURE TO COMPLETE OR PROVIDING A FALSE STATEMENT MAY RESULT IN FINES AND/OR IMPRISONMENT.</b> The undersigned hereby certifies the vehicle described in this title has been transferred to the following buyer(s):</p> <p>Printed Full Legal Name of Buyer _____ Nevada Driver's License Number or Identification Number _____ <input type="checkbox"/> AND <input type="checkbox"/> OR</p> <p>Printed Full Legal Name of Buyer _____ Nevada Driver's License Number or Identification Number _____</p> <p>Address _____ City _____ State _____ Zip Code _____</p> <p>I certify to the best of my knowledge the odometer reading is the actual mileage of the vehicle unless one of the following statements is checked.</p> <p>ODOMETER READING _____ <input type="checkbox"/> NO <input type="checkbox"/> TENTHS <input type="checkbox"/> The mileage stated is in excess of its mechanical limits. <input type="checkbox"/> The odometer reading is not the actual mileage. WARNING - ODOMETER DISCREPANCY <input type="checkbox"/> Exempt - Model year over 9 yrs. old.</p> <p>Signature of Seller(s)/Agent/Dealership _____ Printed Name of Seller(s)/Agent/Dealership _____ I am aware of the above odometer certification made by the seller/agent. <input type="checkbox"/> Dealer's License Number _____ Date of Sale _____</p> <p>Signature of Buyer _____ Printed Full Legal Name of Buyer _____</p>
<b>4</b>	LIEN	<p style="text-align: center;"><b>LIENHOLDER TO BE RECORDED</b></p> <p style="text-align: right;">FEIN _____</p> <p>Printed Full Legal Name of Lienholder _____ (if no lienholder write "NONE")</p> <p>Address _____ Street _____ City _____ State _____ Zip Code _____</p>

**ALTERATION OR ERASURE VOIDS THIS TITLE**

**Nevada Certificate of Title  
(Form RD-2)  
Revision 10/01 (Front)**

1. Vehicle Information: The vehicle identification number, year, make, model and vehicle body.
2. Title Number: The number assigned at the time the title is created. Please note; the four digits following the dash are the technician's identification number who processed the title.
3. Date Issued: The date the title was issued.
4. Odometer Miles: The reading indicated on the vehicle's odometer apparatus.
5. Fuel Type: The type of fuel the vehicle uses.
6. Sales Tax Paid: the "Y" or "N" indicates whether sales tax was paid for the vehicle.
7. Empty Weight: The actual weight of the vehicle when empty.
8. Gross Weight: The maximum recommended weight of the vehicle when full (passengers, luggage, etc.).
9. GVWR: The gross vehicle weight rating (the weight of the vehicle plus the vehicle's useful or maximum load).
10. Vehicle Color: The color of the vehicle.
11. Odometer Brand: The actual status of the odometer reading.
  - a. Actual Mileage: the miles shown on the odometer are the exact miles the vehicle has been driven, required for all vehicles that are nine years and newer and do not meet exemptions in Title 49 Odometer Disclosure.
  - b. Exceeds Mechanical Limits; the vehicle has traveled more miles than the odometer is capable of showing.
  - c. Warning Odometer Discrepancy: the odometer reading is not the actual mileage (the odometer may have been broken or a new odometer may have been installed).
  - d. Exempt; the vehicle is ten years old or older or meets the exemption qualifications in Title 49 Odometer Disclosure.
12. Brands: The description of a vehicle. When more than one brand applies, those brands will be listed:
  - Flood Damage
  - Lemon Law Buyback

- Non-Rebuildable
  - Non-U.S. Vehicle
  - Not Street Legal
  - Rebuilt
  - Salvage
  - Dis-Salvage
  - Total Loss
  - Reconstructed
  - Specially Constructed
13. Owner(s) Name and Address: The name and address of the person or persons the Certificate of Title is issued to.
  14. Lienholder(s) Name and Address: The name and address of the legal owner of the vehicle who holds the security interest, if different from number 13.
  15. Lienholder(s) Release: All Nevada Certificates of Title that show a lienholder require a release of lien. The lienholder or authorized agent of the lienholder must complete this section. The signature of the lienholder or the authorized agent and the date of the signature are required to complete the release. If the lienholder is a business, the business name must appear along with the signature of an authorized representative of the business.
  16. Full Legal Name and Address of Buyer(s): This section must be completed exactly as it is to appear on the new Certificate of Title; this is the first assignment.
  17. Odometer Reading: The odometer reading must be recorded exactly as it shows on the vehicle's odometer apparatus, excluding tenths. The seller(s) must complete the Odometer Statement to the best of their knowledge.
  18. Odometer Declaration: If the odometer reading is not the actual mileage of the vehicle, one of the statements must be checked. The Certificate of Title will be branded accordingly.
  19. Date of Sale: The actual date ownership of the vehicle was transferred.
  20. Signature and Printed Name of the Seller(s).
  21. Signature and Printed Full Legal Name of the Buyer(s).

**Note:** Any alteration or erasure voids a Nevada Certificate of Title. The control number in the lower right hand corner of the Certificate of Title is not the title number. The Department uses this number internally.



Front of Title

**STATE OF NEVADA**  
DEPARTMENT OF MOTOR VEHICLES

## CERTIFICATE OF TITLE

VIN <b>1</b>	YEAR <b>1</b>	MAKE <b>1</b>	MODEL <b>1</b>	VEHICLE BODY <b>1</b>	TITLE NUMBER <b>2</b>
DATE ISSUED <b>3</b>	ODOMETER MILES <b>4</b>	FUEL TYPE <b>5</b>	SALES TAX PD. <b>6</b>	EMPTY WT. <b>7</b>	GROSS WT. <b>8</b>
VEHICLE COLOR <b>10</b>	ODOMETER BRAND <b>11</b>	VEHICLE BRAND <b>12</b>			

**OWNER(S) NAME AND ADDRESS**  
**13**

**LIENHOLDER(S) NAME AND ADDRESS**  
**14**

**LIENHOLDER(S) RELEASE - INTEREST IN THE VEHICLE DESCRIBED ON THIS TITLE IS HEREBY RELEASED:**  
**15**

SIGNATURE OF AUTHORIZED AGENT \_\_\_\_\_ DATE \_\_\_\_\_  
**15**

Printed Name \_\_\_\_\_

**FEDERAL AND STATE LAW REQUIRES THAT YOU STATE THE MILEAGE IN CONNECTION WITH THE TRANSFER OF OWNERSHIP. FAILURE TO COMPLETE OR PROVIDING A FALSE STATEMENT MAY RESULT IN FINES AND/OR IMPRISONMENT. The undersigned hereby certifies that the vehicle described in this title has been transferred to the following buyer(s):**

Printed Name of Buyer(s) \_\_\_\_\_  AND  OR  
**16**

Printed Name of Buyer(s) \_\_\_\_\_  
**16**

Address \_\_\_\_\_ City \_\_\_\_\_ State \_\_\_\_\_ Zip Code \_\_\_\_\_

I certify to the best of my knowledge that the odometer reading is the actual mileage of the vehicle unless one of the following statements is checked:

<b>17</b>	<input type="checkbox"/> The mileage stated is in excess of its mechanical limits.	Date of Sale <b>19</b>
<input type="checkbox"/> NO TENTHS	<input type="checkbox"/> The odometer reading is not the actual mileage. WARNING: ODOMETER DISCREPANCY.	
<b>20</b>	<input type="checkbox"/> Exempt - Model year over 8 years old.	

Signature of Seller(s) \_\_\_\_\_ Printed Name of Seller(s) \_\_\_\_\_  
**20**

I am aware of the above odometer certification made by the seller/agent.   
Signature of Buyer(s) \_\_\_\_\_ Printed Name of Buyer(s) \_\_\_\_\_  
**21**

ACCORDING TO THE RECORDS OF THE DEPARTMENT OF MOTOR VEHICLES, THE PERSON NAMED HEREON IS THE OWNER OF THE VEHICLE DESCRIBED ABOVE, SUBJECT TO LIEN(S) AS SHOWN.

RD-2 (Rev. 10/01) CONTROL NO. **000010A**  
(THIS IS NOT A TITLE NO.)

**ALTERATION OR ERASURE VOIDS THIS TITLE**

## **Nevada Certificate of Title**

### **Revision 10/01 (Back)**

1. Dealer Only First Reassignment of Title: To be completed only by a dealer upon the first reassignment of the Certificate of Title. The dealer's business name and business license number must be recorded, and the reassignment must be completed in the same manner as the assignment on the front of the Certificate of Title.
2. Dealer Only Second Reassignment of Title: To be completed only by a dealer upon the second reassignment of the Certificate of Title. The dealer's business name and business license number must be recorded, and the reassignment must be completed in the same manner as the assignment on the front of the Certificate of Title.
3. Dealer Only Third Reassignment of Title: To be completed only by a dealer upon the third reassignment of the Certificate of Title. The dealer's business name and business license number must be recorded, and the reassignment must be completed in the same manner as the assignment on the front of the Certificate of Title.
4. Lienholder to be recorded: This section must be completed if the new Certificate of Title is to reflect a security interest in the vehicle. The lienholder's name, address and Nevada Electronic Lien Title number (ELT number) must be recorded. If there is no lienholder, "None" must be recorded in this section.

**Note:** Any alteration or erasure voids a Nevada Certificate of Title. The reassignment on the front of the title (area 16 on previous page) must be completed before the Dealer Only First Reassignment of Title is completed.



### Back of Title

<b>1</b>	FEDERAL AND STATE LAW REQUIRES THAT YOU STATE THE MILEAGE IN CONNECTION WITH THE TRANSFER OF OWNERSHIP. FAILURE TO COMPLETE OR PROVIDING A FALSE STATEMENT MAY RESULT IN FINES AND/OR IMPRISONMENT. The undersigned hereby certifies that the vehicle described in this title has been transferred to the following buyer(s):
FIRST REASSIGNMENT DEALER ONLY	<p>Printed Name of Buyer(s) _____ <input type="checkbox"/> AND <input type="checkbox"/> OR _____</p> <p>DEALER NUMBER _____</p> <p>Printed Name of Buyer(s) _____</p> <p>Address _____ City _____ State _____ Zip Code _____</p> <p>I certify to the best of my knowledge that the odometer reading is the actual mileage of the vehicle unless one of the following statements is checked:</p> <p><input type="checkbox"/> The mileage stated is in excess of its mechanical limits. Date of Sale _____</p> <p><input type="checkbox"/> The odometer reading is not the actual mileage. WARNING: ODOMETER DISCREPANCY.</p> <p><input type="checkbox"/> Exempt - Model year over 9 years old.</p> <p>Signature of Seller(s) _____ Printed Name of Seller(s) _____ I am aware of the above odometer certification made by the seller/agent. <input type="checkbox"/></p> <p>Signature of Buyer(s) _____ Printed Name of Buyer(s) _____</p>
<b>2</b>	FEDERAL AND STATE LAW REQUIRES THAT YOU STATE THE MILEAGE IN CONNECTION WITH THE TRANSFER OF OWNERSHIP. FAILURE TO COMPLETE OR PROVIDING A FALSE STATEMENT MAY RESULT IN FINES AND/OR IMPRISONMENT. The undersigned hereby certifies that the vehicle described in this title has been transferred to the following buyer(s):
SECOND REASSIGNMENT DEALER ONLY	<p>Printed Name of Buyer(s) _____ <input type="checkbox"/> AND <input type="checkbox"/> OR _____</p> <p>DEALER NUMBER _____</p> <p>Printed Name of Buyer(s) _____</p> <p>Address _____ City _____ State _____ Zip Code _____</p> <p>I certify to the best of my knowledge that the odometer reading is the actual mileage of the vehicle unless one of the following statements is checked:</p> <p><input type="checkbox"/> The mileage stated is in excess of its mechanical limits. Date of Sale _____</p> <p><input type="checkbox"/> The odometer reading is not the actual mileage. WARNING: ODOMETER DISCREPANCY.</p> <p><input type="checkbox"/> Exempt - Model year over 9 years old.</p> <p>Signature of Seller(s) _____ Printed Name of Seller(s) _____ I am aware of the above odometer certification made by the seller/agent. <input type="checkbox"/></p> <p>Signature of Buyer(s) _____ Printed Name of Buyer(s) _____</p>
<b>3</b>	FEDERAL AND STATE LAW REQUIRES THAT YOU STATE THE MILEAGE IN CONNECTION WITH THE TRANSFER OF OWNERSHIP. FAILURE TO COMPLETE OR PROVIDING A FALSE STATEMENT MAY RESULT IN FINES AND/OR IMPRISONMENT. The undersigned hereby certifies that the vehicle described in this title has been transferred to the following buyer(s):
THIRD REASSIGNMENT DEALER ONLY	<p>Printed Name of Buyer(s) _____ <input type="checkbox"/> AND <input type="checkbox"/> OR _____</p> <p>DEALER NUMBER _____</p> <p>Printed Name of Buyer(s) _____</p> <p>Address _____ City _____ State _____ Zip Code _____</p> <p>I certify to the best of my knowledge that the odometer reading is the actual mileage of the vehicle unless one of the following statements is checked:</p> <p><input type="checkbox"/> The mileage stated is in excess of its mechanical limits. Date of Sale _____</p> <p><input type="checkbox"/> The odometer reading is not the actual mileage. WARNING: ODOMETER DISCREPANCY.</p> <p><input type="checkbox"/> Exempt - Model year over 9 years old.</p> <p>Signature of Seller(s) _____ Printed Name of Seller(s) _____ I am aware of the above odometer certification made by the seller/agent. <input type="checkbox"/></p> <p>Signature of Buyer(s) _____ Printed Name of Buyer(s) _____</p>
<b>4</b>	LIENHOLDER TO BE RECORDED
LIEN	<p>Printed Name of Lienholder _____</p> <p>Address _____ City _____ State _____ Zip Code _____</p>

ALTERATION OR ERASURE VOIDS THIS TITLE

**Nevada Certificate of Title  
(Form RD-2)  
Revision 10/96 (Front)**

1. Vehicle Information: The vehicle identification number, year, make, model and vehicle body.
2. Odometer/Odometer Remarks: The reading indicated on the vehicle's odometer apparatus. The Certificate of Title will be branded as appropriate to indicate the status of the odometer reading.
  - a. Actual Mileage: the miles shown on the odometer are the exact miles the vehicle has been driven, required for all vehicles that are nine years and newer and do not meet exemptions in Title 49 Odometer Disclosure.
  - b. Exceeds Mechanical Limits; the vehicle has traveled more miles than the odometer is capable of showing.
  - c. Warning Odometer Discrepancy: the odometer reading is not the actual mileage (the odometer may have been broken or a new odometer may have been installed).
  - d. Exempt; the vehicle is ten years old or older or meets the exemption qualifications in Title 49 Odometer Disclosure.
3. MSRP: The manufacturer's suggested retail price and the basis for the amount of governmental services tax imposed as part of the total registration fees. It is also used to compute the sales tax when the vehicle is sold between private parties.

**Note:** Private party (occasional) sales that occurred December 31, 2005, or before, are subject to occasional sales tax. However, if the private party (occasional) sale occurred January 1, 2006, or later, no sales tax is due.
4. Title Number: The number assigned at the time the title is created. Please note; the four digits following the dash are the technician's identification number who processed the title. .
5. Issue Date: The date the Certificate of Title was issued.
6. Type of Title: Identifies the type of title as Original, Duplicate, Non-Repairable or Salvage.
7. Brands: The description of a vehicle. When more than one brand applies, those brands must be listed.
  - Flood Damage
  - Lemon Law Buyback
  - Non-Rebuildable
  - Non-U.S. Vehicle

- Not Street Legal
  - Rebuilt
  - Salvage
  - Dis-Salvage
  - Total Loss
  - Reconstructed
  - Specially Constructed
8. Mailing Address: Indicates to whom and where the Certificate of Title is mailed.
  9. Owner's Name and Address: Indicates to whom the Certificate of Title is issued.
  10. Lienholder: Indicates the legal owner of the vehicle if different from number 9.
  11. Release of Lien: All Nevada Certificates of Title that show a lienholder require a release of lien, before a new title can be issued or before the vehicle can be sold. The lienholder or his authorized agent must complete this section. The signature of the lienholder or the authorized agent and the date of the signature are required to complete the release. If the lienholder is a business, the business name must appear along with the signature of an authorized representative of the business. If the lien is not released on the title, a lien release form VP-186 may be used.

**Note:** The control number in the lower right hand corner of the Certificate of Title is not the title number. The Department uses this number internally.

Front of Title

**STATE OF NEVADA**  
DEPARTMENT OF MOTOR VEHICLES AND PUBLIC SAFETY

**CERTIFICATE OF TITLE**

VEHICLE IDENTIFICATION NO.	YEAR	MAKE	ODOMETER
1	1	1	2
BODY TYPE	MODEL	MSRP	ODOMETER REMARKS
1	1	3	2
TITLE NO.	ISSUE DATE	TYPE OF TITLE	BRAND
4	5	6	7

MAILING ADDRESS  
8

OWNER(S) NAME AND ADDRESS  
9

LIENHOLDER  
10

11 RELEASE OF LIEN

INTEREST IN THE VEHICLE DESCRIBED ON THIS TITLE IS HEREBY RELEASED

\_\_\_\_\_  
LIENHOLDER NAME

BY \_\_\_\_\_  
SIGNATURE OF AUTHORIZED AGENT

\_\_\_\_\_  
DATE

ACCORDING TO THE RECORDS OF THE DEPARTMENT OF MOTOR VEHICLES AND PUBLIC SAFETY, THE PERSON NAMED HEREON IS THE OWNER OF THE VEHICLE DESCRIBED ABOVE, SUBJECT TO LIEN(S) AS SHOWN

RD-2 (Rev. 10/96)

CONTROL NO.  
000000  
(THIS IS NOT A TITLE NO.)

ALTERATION OR ERASURE VOIDS THIS TITLE

**Nevada Certificate of Title**  
**Revision 10/96 (Back)**

Assignment of Title:

1. Full Legal Name and Address of Buyer: This information must show exactly as it is to appear on the new Certificate of Title.
2. Odometer Declaration: The odometer reading must be recorded exactly as it appears on the vehicle's odometer apparatus, excluding tenths. The seller must complete the odometer statement to the best of his or her knowledge.
3. Odometer Reading: If the odometer reading is not the actual mileage, one of the statements must be checked. The Certificate of Title will be branded accordingly.
4. Date of Sale: The actual date the ownership of the vehicle was transferred.
5. The Signature and Printed Name of Seller.
6. The Signature and Printed Full Legal Name of Buyer.
7. Dealer Reassignment (First and Second): These assignments are for dealers only, and they must be completed in the same manner as the assignment of title. The dealer's business name and business license number must be recorded.
8. Lienholder to be recorded: This section must be completed if the new Certificate of Title is to reflect a security interest in the vehicle. The lienholder's name, address and Nevada Electronic Lien Title number (ELT number) must be recorded. If there is no lienholder, "None" must be recorded in this section.

**Note:** Any alteration or erasure voids the Certificate of Title.

### Back of Title

<b>7</b>	FEDERAL AND STATE LAW REQUIRES THAT YOU STATE THE MILEAGE IN CONNECTION WITH THE TRANSFER OF OWNERSHIP. FAILURE TO COMPLETE OR PROVIDING A FALSE STATEMENT MAY RESULT IN FINES AND/OR IMPRISONMENT.																																																																		
<b>ASSIGNMENT OF TITLE</b>	The Undersigned Hereby Certifies That the Vehicle Described in This Title Has Been Transferred to the Following Buyer(s):																																																																		
	Printed Name of Buyer(s) <b>1</b> <span style="float:right"><input type="checkbox"/> AND <input type="checkbox"/> OR</span>																																																																		
	Printed Name of Buyer(s) <b>1</b>																																																																		
	Address <b>1</b> City <b>1</b> State <b>1</b> Zip Code <b>1</b>																																																																		
	I certify to the best of my knowledge that the odometer reading is the actual mileage of the vehicle unless one of the following statements is checked:																																																																		
	<b>2</b> <table border="1" style="display: inline-table; border-collapse: collapse; text-align: center;"> <tr><td style="width: 15px; height: 15px;"> </td><td style="width: 15px; height: 15px;"> </td><td style="width: 15px; height: 15px;"> </td><td style="width: 15px; height: 15px;"> </td><td style="width: 15px; height: 15px;"> </td><td style="width: 15px; height: 15px;"> </td><td style="width: 15px; height: 15px;"> </td><td style="width: 15px; height: 15px;"> </td><td style="width: 15px; height: 15px;"> </td><td style="width: 15px; height: 15px;"> </td><td style="width: 15px; height: 15px;"> </td><td style="width: 15px; height: 15px;"> </td><td style="width: 15px; height: 15px;"> </td><td style="width: 15px; height: 15px;"> </td><td style="width: 15px; height: 15px;"> </td><td style="width: 15px; height: 15px;"> </td><td style="width: 15px; height: 15px;"> </td><td style="width: 15px; height: 15px;"> </td><td style="width: 15px; height: 15px;"> </td><td style="width: 15px; height: 15px;"> </td><td style="width: 15px; height: 15px;"> </td></tr> <tr><td colspan="22">ODOMETER READING</td></tr> <tr><td colspan="22">NO TENTHS</td></tr> </table> <b>3</b> <input type="checkbox"/> The mileage stated is in excess of its mechanical limits. <input type="checkbox"/> The odometer reading is not the actual mileage. <b>WARNING - ODOMETER DISCREPANCY</b> <input type="checkbox"/> Exempt - Model year over 9 yrs old. <span style="float:right">Date of Sale <b>4</b></span>																						ODOMETER READING																						NO TENTHS																						
ODOMETER READING																																																																			
NO TENTHS																																																																			
Signature of Seller(s) <b>5</b> Printed Name of Seller(s) <b>5</b>																																																																			
I am aware of the above odometer certification made by the seller/agent. <input type="checkbox"/> <span style="float:right">Printed Name of Buyer(s) <b>6</b></span>																																																																			
Signature of Buyer(s) <b>6</b>																																																																			
<b>FIRST REASSIGNMENT DEALER ONLY</b>	<b>7</b> The Undersigned Hereby Certifies That the Vehicle Described in This Title Has Been Transferred to the Following Buyer(s):																																																																		
	Printed Name of Buyer(s) <b>7</b> Street <b>7</b> City <b>7</b> State <b>7</b> Zip Code <b>7</b>																																																																		
	I certify to the best of my knowledge that the odometer reading is the actual mileage of the vehicle unless one of the following statements is checked:																																																																		
	<table border="1" style="display: inline-table; border-collapse: collapse; text-align: center;"> <tr><td style="width: 15px; height: 15px;"> </td><td style="width: 15px; height: 15px;"> </td><td style="width: 15px; height: 15px;"> </td><td style="width: 15px; height: 15px;"> </td><td style="width: 15px; height: 15px;"> </td><td style="width: 15px; height: 15px;"> </td><td style="width: 15px; height: 15px;"> </td><td style="width: 15px; height: 15px;"> </td><td style="width: 15px; height: 15px;"> </td><td style="width: 15px; height: 15px;"> </td><td style="width: 15px; height: 15px;"> </td><td style="width: 15px; height: 15px;"> </td><td style="width: 15px; height: 15px;"> </td><td style="width: 15px; height: 15px;"> </td><td style="width: 15px; height: 15px;"> </td><td style="width: 15px; height: 15px;"> </td><td style="width: 15px; height: 15px;"> </td><td style="width: 15px; height: 15px;"> </td><td style="width: 15px; height: 15px;"> </td><td style="width: 15px; height: 15px;"> </td><td style="width: 15px; height: 15px;"> </td><td style="width: 15px; height: 15px;"> </td></tr> <tr><td colspan="22">ODOMETER READING</td></tr> <tr><td colspan="22">NO TENTHS</td></tr> </table> <input type="checkbox"/> The mileage stated is in excess of its mechanical limits. <input type="checkbox"/> The odometer reading is not the actual mileage. <b>WARNING - ODOMETER DISCREPANCY</b> <input type="checkbox"/> Exempt - Model year over 9 yrs old. <span style="float:right">Date of Sale</span>																							ODOMETER READING																						NO TENTHS																					
	ODOMETER READING																																																																		
	NO TENTHS																																																																		
Dealer No. Dealer's Name																																																																			
Signature of Agent Printed Name of Agent																																																																			
I am aware of the above odometer certification made by the seller/agent. <input type="checkbox"/> <span style="float:right">Printed Name of Buyer/Agent</span>																																																																			
Signature of Buyer/Agent																																																																			
<b>SECOND REASSIGNMENT DEALER ONLY</b>	<b>7</b> The Undersigned Hereby Certifies That the Vehicle Described in This Title Has Been Transferred to the Following Buyer(s):																																																																		
	Printed Name of Buyer(s) <b>7</b> Street <b>7</b> City <b>7</b> State <b>7</b> Zip Code <b>7</b>																																																																		
	I certify to the best of my knowledge that the odometer reading is the actual mileage of the vehicle unless one of the following statements is checked:																																																																		
	<table border="1" style="display: inline-table; border-collapse: collapse; text-align: center;"> <tr><td style="width: 15px; height: 15px;"> </td><td style="width: 15px; height: 15px;"> </td><td style="width: 15px; height: 15px;"> </td><td style="width: 15px; height: 15px;"> </td><td style="width: 15px; height: 15px;"> </td><td style="width: 15px; height: 15px;"> </td><td style="width: 15px; height: 15px;"> </td><td style="width: 15px; height: 15px;"> </td><td style="width: 15px; height: 15px;"> </td><td style="width: 15px; height: 15px;"> </td><td style="width: 15px; height: 15px;"> </td><td style="width: 15px; height: 15px;"> </td><td style="width: 15px; height: 15px;"> </td><td style="width: 15px; height: 15px;"> </td><td style="width: 15px; height: 15px;"> </td><td style="width: 15px; height: 15px;"> </td><td style="width: 15px; height: 15px;"> </td><td style="width: 15px; height: 15px;"> </td><td style="width: 15px; height: 15px;"> </td><td style="width: 15px; height: 15px;"> </td><td style="width: 15px; height: 15px;"> </td><td style="width: 15px; height: 15px;"> </td></tr> <tr><td colspan="22">ODOMETER READING</td></tr> <tr><td colspan="22">NO TENTHS</td></tr> </table> <input type="checkbox"/> The mileage stated is in excess of its mechanical limits. <input type="checkbox"/> The odometer reading is not the actual mileage. <b>WARNING - ODOMETER DISCREPANCY</b> <input type="checkbox"/> Exempt - Model year over 9 yrs old. <span style="float:right">Date of Sale</span>																							ODOMETER READING																						NO TENTHS																					
	ODOMETER READING																																																																		
	NO TENTHS																																																																		
Dealer No. Dealer's Name																																																																			
Signature of Agent Printed Name of Agent																																																																			
I am aware of the above odometer certification made by the seller/agent. <input type="checkbox"/> <span style="float:right">Printed Name of Buyer/Agent</span>																																																																			
Signature of Buyer/Agent																																																																			
<b>LIEN</b>	<b>LIENHOLDER TO BE RECORDED AND SHOWN ON NEW TITLE:</b>																																																																		
	Printed Name of Lienholder <b>8</b>																																																																		
	Address City State Zip Code																																																																		

NOTE: PURCHASER MUST APPLY FOR NEW TITLE WITHIN 10 DAYS AFTER PURCHASE  
ALTERATION OR ERASURE VOIDS THIS TITLE

## Nevada Salvage Title

### (Form VP-2S)

*Salvage Title* (NAC 487.007) means a certificate of title issued by the state agency pursuant to NRS 487.810.

The Department will issue a Salvage Title for a vehicle upon application to the:

- Legal owner of the vehicle;
- The person to whom the vehicle is titled;
- An insurance company that acquires the vehicle as a salvage vehicle; or
- A lienholder who acquires title to the vehicle.

If the Certificate of Title/Ownership is held by a lienholder, the registered owner must notify the lienholder within 10 days that the vehicle has become a salvage vehicle. The lienholder must, within 30 days of receiving the notice, forward the title and the Application for Salvage Title or Non-Repairable Vehicle Certificate (Form VP-213) to the Department.

An Application for Salvage Title or Non-Repairable Vehicle Certificate (Form VP-213) and all accompanying documents will be returned to the applicant if they are not correctly completed in full.

#### Salvage Title Fees:

Licensed Nevada Automobile Wrecker	No Fee
Out-of State Automobile Wrecker	\$11
Licensed Nevada Salvage Pool	\$11
In-State or Out-of-State Insurance Companies	\$11
Out-of-State Vehicle Dealers (must be registered with a Salvage Pool)	\$11

Above fees, include a Technology fee.

An owner of a salvage vehicle may only sell the salvage vehicle to a salvage pool, automobile auction, rebuilder, automobile wrecker, or a new or used automobile dealer.

The Authorization for Vehicle Restoration must be obtained prior to the vehicle being rebuilt for vehicles five (5) years old or newer. The vehicle must be repaired or restored to operation, complete a VP-64 and have a branded title before the vehicle may be sold to a person other than the businesses listed.



Front of Salvage Title (Revised 8/10)

**STATE OF NEVADA**  
DEPARTMENT OF MOTOR VEHICLES

**SALVAGE TITLE**

VIN	YEAR	MAKE	MODEL	VEHICLE BODY	TITLE NUMBER
DATE ISSUED	ODOMETER MILES	FUEL TYPE	SALES TAX PD	EMPTY WT	GROSS WT
VEHICLE COLOR	ODOMETER BRAND	BRANDS			

**OWNER(S) NAME AND ADDRESS**

SAMPLE

**LIENHOLDER NAME AND ADDRESS**

**LIENHOLDER RELEASE - INTEREST IN THE VEHICLE DESCRIBED ON THIS TITLE IS HEREBY RELEASED:**

SIGNATURE OF AUTHORIZED AGENT \_\_\_\_\_ DATE \_\_\_\_\_

PRINTED NAME OF AGENT AND COMPANY \_\_\_\_\_

FEDERAL AND STATE LAW REQUIRES THAT YOU STATE THE MILEAGE IN CONNECTION WITH THE TRANSFER OF OWNERSHIP. FAILURE TO COMPLETE OR PROVIDING A FALSE STATEMENT MAY RESULT IN FINES AND/OR IMPRISONMENT.  
The undersigned hereby certifies the vehicle described in this title has been transferred to the following buyer(s).

Printed Full Legal Name of Buyer \_\_\_\_\_ Nevada Driver's License Number or Identification Number \_\_\_\_\_  AND  OR

Printed Full Legal Name of Buyer \_\_\_\_\_ Nevada Driver's License Number or Identification Number \_\_\_\_\_

Address \_\_\_\_\_ City \_\_\_\_\_ State \_\_\_\_\_ Zip Code \_\_\_\_\_

I certify to the best of my knowledge the odometer reading is the actual mileage of the vehicle unless one of the following statements is checked.

ODOMETER READING:  NO TENTHS  The mileage stated is in excess of its mechanical limit.  The odometer reading is not the actual mileage. WARNING: ODOMETER DISCREPANCY.  Exempt - Model year over 9 years old.

Signature of Seller(s)/Agent/Dealership \_\_\_\_\_ Printed Name of Seller(s)/Agent/Dealership \_\_\_\_\_

I am aware of the above odometer certification made by the seller/agent.  Dealer's License Number \_\_\_\_\_ Date of Sale \_\_\_\_\_

Signature of Buyer \_\_\_\_\_ Printed Full Legal Name of Buyer \_\_\_\_\_

ACCORDING TO THE RECORDS OF THE DEPARTMENT OF MOTOR VEHICLES, THE PERSON NAMED HEREON IS THE OWNER OF THE VEHICLE DESCRIBED ABOVE, SUBJECT TO LIEN AS SHOWN.

VP-25 (Rev. 8/10) CONTROL NO. **S000000** (THIS IS NOT A TITLE NO.)

**STATE OF NEVADA**

ALTERATION OR ERASURE VOIDS THIS TITLE



Back of Salvage Title (Revised 8/10)

<b>▶</b>	<p style="text-align:center;"><b>FEDERAL AND STATE LAW REQUIRES THAT YOU STATE THE MILEAGE IN CONNECTION WITH THE TRANSFER OF OWNERSHIP. FAILURE TO COMPLETE OR PROVIDING A FALSE STATEMENT MAY RESULT IN FINES AND/OR IMPRISONMENT.</b></p> <p style="text-align:center;"><small>The undersigned hereby certifies the vehicle described in this title has been transferred to the following buyer(s):</small></p>				
FIRST REASSIGNMENT DEALER ONLY	Printed Full Legal Name of Buyer _____		Nevada Driver's License Number or Identification Number <input type="checkbox"/> AND <input type="checkbox"/> OR		
	Printed Full Legal Name of Buyer _____		Nevada Driver's License Number or Identification Number _____		
	Address _____		City _____	State _____	Zip Code _____
	I certify to the best of my knowledge the odometer reading is the actual mileage of the vehicle unless one of the following statements is checked.				
	ODOMETER READING <input type="checkbox"/> NO <input type="checkbox"/> TENTHS <input type="checkbox"/>		<input type="checkbox"/> The mileage stated is in excess of its mechanical limits. <input type="checkbox"/> The odometer reading is not the actual mileage. <b>WARNING - ODOMETER DISCREPANCY</b> <input type="checkbox"/> Exempt - Model year over 9 yrs. old.		
	Signature of Seller(s)/Agent/Dealership _____		Printed Name of Seller(s)/Agent/Dealership _____		
I am aware of the above odometer certification made by the seller/agent. <input type="checkbox"/>		Dealer's License Number _____ Date of Sale _____			
Signature of Buyer _____		Printed Full Legal Name of Buyer _____			
<b>▶</b>	<p style="text-align:center;"><b>FEDERAL AND STATE LAW REQUIRES THAT YOU STATE THE MILEAGE IN CONNECTION WITH THE TRANSFER OF OWNERSHIP. FAILURE TO COMPLETE OR PROVIDING A FALSE STATEMENT MAY RESULT IN FINES AND/OR IMPRISONMENT.</b></p> <p style="text-align:center;"><small>The undersigned hereby certifies the vehicle described in this title has been transferred to the following buyer(s):</small></p>				
SECOND REASSIGNMENT DEALER ONLY	Printed Full Legal Name of Buyer _____		Nevada Driver's License Number or Identification Number <input type="checkbox"/> AND <input type="checkbox"/> OR		
	Printed Full Legal Name of Buyer _____		Nevada Driver's License Number or Identification Number _____		
	Address _____		City _____	State _____	Zip Code _____
	I certify to the best of my knowledge the odometer reading is the actual mileage of the vehicle unless one of the following statements is checked.				
	ODOMETER READING <input type="checkbox"/> NO <input type="checkbox"/> TENTHS <input type="checkbox"/>		<input type="checkbox"/> The mileage stated is in excess of its mechanical limits. <input type="checkbox"/> The odometer reading is not the actual mileage. <b>WARNING - ODOMETER DISCREPANCY</b> <input type="checkbox"/> Exempt - Model year over 9 yrs. old.		
	Signature of Seller(s)/Agent/Dealership _____		Printed Name of Seller(s)/Agent/Dealership _____		
I am aware of the above odometer certification made by the seller/agent. <input type="checkbox"/>		Dealer's License Number _____ Date of Sale _____			
Signature of Buyer _____		Printed Full Legal Name of Buyer _____			
<b>▶</b>	<p style="text-align:center;"><b>FEDERAL AND STATE LAW REQUIRES THAT YOU STATE THE MILEAGE IN CONNECTION WITH THE TRANSFER OF OWNERSHIP. FAILURE TO COMPLETE OR PROVIDING A FALSE STATEMENT MAY RESULT IN FINES AND/OR IMPRISONMENT.</b></p> <p style="text-align:center;"><small>The undersigned hereby certifies the vehicle described in this title has been transferred to the following buyer(s):</small></p>				
THIRD REASSIGNMENT DEALER ONLY	Printed Full Legal Name of Buyer _____		Nevada Driver's License Number or Identification Number <input type="checkbox"/> AND <input type="checkbox"/> OR		
	Printed Full Legal Name of Buyer _____		Nevada Driver's License Number or Identification Number _____		
	Address _____		City _____	State _____	Zip Code _____
	I certify to the best of my knowledge the odometer reading is the actual mileage of the vehicle unless one of the following statements is checked.				
	ODOMETER READING <input type="checkbox"/> NO <input type="checkbox"/> TENTHS <input type="checkbox"/>		<input type="checkbox"/> The mileage stated is in excess of its mechanical limits. <input type="checkbox"/> The odometer reading is not the actual mileage. <b>WARNING - ODOMETER DISCREPANCY</b> <input type="checkbox"/> Exempt - Model year over 9 yrs. old.		
	Signature of Seller(s)/Agent/Dealership _____		Printed Name of Seller(s)/Agent/Dealership _____		
I am aware of the above odometer certification made by the seller/agent. <input type="checkbox"/>		Dealer's License Number _____ Date of Sale _____			
Signature of Buyer _____		Printed Full Legal Name of Buyer _____			
LIEN	<b>LIENHOLDER TO BE RECORDED</b>				
	Printed Full Legal Name of Lienholder _____		FEIN _____		
	Address _____ (if no lienholder write "NONE")				
	Street _____	City _____	State _____	Zip Code _____	
ALTERATION OR ERASURE VOIDS THIS TITLE					

Front of Salvage Title  
(Revised 1/06)

STATE OF NEVADA DEPARTMENT OF MOTOR VEHICLES						
SALVAGE TITLE						
VIN	YEAR	MAKE	MODEL	VEHICLE BODY	TITLE NUMBER	
DATE ISSUED	ODOMETER MILES	FUEL TYPE	SALES TAX PD	EMPTY WT	GROSS WT	GVWR
VEHICLE COLOR	ODOMETER BRAND	BRANDS				
OWNER(S) NAME AND ADDRESS						
SAMPLE						
LIENHOLDER(S) NAME AND ADDRESS						
LIENHOLDER(S) RELEASE - INTEREST IN THE VEHICLE DESCRIBED ON THIS TITLE IS HEREBY RELEASED:						
SIGNATURE OF AUTHORIZED AGENT				DATE		
PRINTED NAME OR COMPANY STAMP						
<small>FEDERAL AND STATE LAW REQUIRES THAT YOU STATE THE MILEAGE IN CONNECTION WITH THE TRANSFER OF OWNERSHIP. FAILURE TO COMPLETE OR PROVIDING A FALSE STATEMENT MAY RESULT IN FINES AND/OR IMPRISONMENT. The undersigned hereby certifies the vehicle described in this title has been transferred to the following buyer(s):</small>						
Printed Full Legal Name of Buyer				Nevada Driver's License Number or Identification Number		<input type="checkbox"/> AND <input type="checkbox"/> OR
Printed Full Legal Name of Buyer				Nevada Driver's License Number or Identification Number		
Address		City	State	Zip Code		
<small>I certify to the best of my knowledge the odometer reading is the actual mileage of the vehicle unless one of the following statements is checked.  <input type="checkbox"/> The mileage stated is in excess of its mechanical limits.  <input type="checkbox"/> The odometer reading is not the actual mileage. WARNING: ODOMETER DISCREPANCY.  <input type="checkbox"/> Exempt - Model year over 9 years old.</small>						
ODOMETER READING						
Signature of Seller(s)/Agent/Dealership				Printed Name of Seller(s)/Agent/Dealership		
I am aware of the above odometer certification made by the seller/agent. <input type="checkbox"/>				Dealer's License Number		Date of Sale
Signature of Buyer				Printed Full Legal Name of Buyer		
<small>ACCORDING TO THE RECORDS OF THE DEPARTMENT OF MOTOR VEHICLES, THE PERSON NAMED HEREON IS THE OWNER OF THE VEHICLE DESCRIBED ABOVE, SUBJECT TO LIEN AS SHOWN.</small>				CONTROL NO.		
RD-25 (Rev. 1/06)				(THIS IS NOT A TITLE NO.)		
				5000000		
ALTERATION OR ERASURE VOIDS THIS TITLE						

Back of Salvage Title  
(Revised 1/06)

<b>▶</b>	<p align="center"><b>FEDERAL AND STATE LAW REQUIRES THAT YOU STATE THE MILEAGE IN CONNECTION WITH THE TRANSFER OF OWNERSHIP. FAILURE TO COMPLETE OR PROVIDING A FALSE STATEMENT MAY RESULT IN FINES AND/OR IMPRISONMENT.</b> The undersigned hereby certifies the vehicle described in this title has been transferred to the following buyer(s):</p>			
FIRST REASSIGNMENT DEALER ONLY	Printed Full Legal Name of Buyer _____	Nevada Driver's License Number or Identification Number _____	<input type="checkbox"/>	AND
	Printed Full Legal Name of Buyer _____	Nevada Driver's License Number or Identification Number _____	<input type="checkbox"/>	OR
	Address _____	City _____	State _____	Zip Code _____
	I certify to the best of my knowledge the odometer reading is the actual mileage of the vehicle unless one of the following statements is checked.			
	ODOMETER READING _____	<input type="checkbox"/> NO TENTHS	<input type="checkbox"/> The mileage stated is in excess of its mechanical limits.	<input type="checkbox"/> The odometer reading is not the actual mileage. WARNING - ODOMETER DISCREPANCY
	Signature of Seller(s)/Agent/Dealership _____		Printed Name of Seller(s)/Agent/Dealership _____	
I am aware of the above odometer certification made by the seller/agent. <input type="checkbox"/>		Dealer's License Number _____	Date of Sale _____	
Signature of Buyer _____		Printed Full Legal Name of Buyer _____		
<b>▶</b>	<p align="center"><b>FEDERAL AND STATE LAW REQUIRES THAT YOU STATE THE MILEAGE IN CONNECTION WITH THE TRANSFER OF OWNERSHIP. FAILURE TO COMPLETE OR PROVIDING A FALSE STATEMENT MAY RESULT IN FINES AND/OR IMPRISONMENT.</b> The undersigned hereby certifies the vehicle described in this title has been transferred to the following buyer(s):</p>			
SECOND REASSIGNMENT DEALER ONLY	Printed Full Legal Name of Buyer _____	Nevada Driver's License Number or Identification Number _____	<input type="checkbox"/>	AND
	Printed Full Legal Name of Buyer _____	Nevada Driver's License Number or Identification Number _____	<input type="checkbox"/>	OR
	Address _____	City _____	State _____	Zip Code _____
	I certify to the best of my knowledge the odometer reading is the actual mileage of the vehicle unless one of the following statements is checked.			
	ODOMETER READING _____	<input type="checkbox"/> NO TENTHS	<input type="checkbox"/> The mileage stated is in excess of its mechanical limits.	<input type="checkbox"/> The odometer reading is not the actual mileage. WARNING - ODOMETER DISCREPANCY
	Signature of Seller(s)/Agent/Dealership _____		Printed Name of Seller(s)/Agent/Dealership _____	
I am aware of the above odometer certification made by the seller/agent. <input type="checkbox"/>		Dealer's License Number _____	Date of Sale _____	
Signature of Buyer _____		Printed Full Legal Name of Buyer _____		
<b>▶</b>	<p align="center"><b>FEDERAL AND STATE LAW REQUIRES THAT YOU STATE THE MILEAGE IN CONNECTION WITH THE TRANSFER OF OWNERSHIP. FAILURE TO COMPLETE OR PROVIDING A FALSE STATEMENT MAY RESULT IN FINES AND/OR IMPRISONMENT.</b> The undersigned hereby certifies the vehicle described in this title has been transferred to the following buyer(s):</p>			
THIRD REASSIGNMENT DEALER ONLY	Printed Full Legal Name of Buyer _____	Nevada Driver's License Number or Identification Number _____	<input type="checkbox"/>	AND
	Printed Full Legal Name of Buyer _____	Nevada Driver's License Number or Identification Number _____	<input type="checkbox"/>	OR
	Address _____	City _____	State _____	Zip Code _____
	I certify to the best of my knowledge the odometer reading is the actual mileage of the vehicle unless one of the following statements is checked.			
	ODOMETER READING _____	<input type="checkbox"/> NO TENTHS	<input type="checkbox"/> The mileage stated is in excess of its mechanical limits.	<input type="checkbox"/> The odometer reading is not the actual mileage. WARNING - ODOMETER DISCREPANCY
	Signature of Seller(s)/Agent/Dealership _____		Printed Name of Seller(s)/Agent/Dealership _____	
I am aware of the above odometer certification made by the seller/agent. <input type="checkbox"/>		Dealer's License Number _____	Date of Sale _____	
Signature of Buyer _____		Printed Full Legal Name of Buyer _____		
LIEN	<b>LIENHOLDER TO BE RECORDED</b>			<b>FEE</b> _____
	Printed Full Legal Name of Lienholder _____ (if no lienholder write "NONE")	Address _____		
	Street _____	City _____	State _____	Zip Code _____

**ALTERATION OR ERASURE VOIDS THIS TITLE**



Front of Salvage Title  
(Revised 8/03)

STATE OF NEVADA DEPARTMENT OF MOTOR VEHICLES						
<b>SALVAGE TITLE</b>						
VIN	YEAR	MAKE	MODEL	VEHICLE BODY	TITLE NUMBER	
DATE ISSUED	ODOMETER MILES	FUEL TYPE	SALES TAX PD.	EMPTY WT.	GROSS WT.	GVWR
VEHICLE COLOR		ODOMETER BRAND		BRANDS		
<b>OWNER(S) NAME AND ADDRESS</b>						
SPECIMENS						
<b>LIENHOLDER(S) NAME AND ADDRESS</b>						
<b>LIENHOLDER(S) RELEASE - INTEREST IN THE VEHICLE DESCRIBED ON THIS TITLE IS HEREBY RELEASED:</b>						
SIGNATURE OF AUTHORIZED AGENT _____				DATE _____		
Printed Name _____						
<p><b>FEDERAL AND STATE LAW REQUIRES THAT YOU STATE THE MILEAGE IN CONNECTION WITH THE TRANSFER OF OWNERSHIP. FAILURE TO COMPLETE OR PROVIDING A FALSE STATEMENT MAY RESULT IN FINES AND/OR IMPRISONMENT.</b>                      The undersigned hereby certifies that the vehicle described in this title has been transferred to the following buyer(s):</p>						
Printed Name of Buyer(s) _____				<input type="checkbox"/> AND <input type="checkbox"/> OR		
Printed Name of Buyer(s) _____						
Address _____		City _____		State _____		Zip Code _____
I certify to the best of my knowledge that the odometer reading is the actual mileage of the vehicle unless one of the following statements is checked:						
<input type="checkbox"/> _____ ODOMETER READING		<input type="checkbox"/> The mileage stated is in excess of its mechanical limits.      Date of Sale _____ <input type="checkbox"/> The odometer reading is not the actual mileage. <b>WARNING: ODOMETER DISCREPANCY.</b> <input type="checkbox"/> Exempt - Model year over 9 years old.				
Signature of Seller(s) _____ I am aware of the above odometer certification made by the seller/agent. <input type="checkbox"/>				Printed Name of Seller(s) _____		
Signature of Buyer(s) _____				Printed Name of Buyer(s) _____		
<p>ACCORDING TO THE RECORDS OF THE DEPARTMENT OF MOTOR VEHICLES, THE PERSON NAMED HEREON IS THE OWNER OF THE VEHICLE DESCRIBED ABOVE, SUBJECT TO LIEN(S) AS SHOWN.</p> RD-2S (Rev. 8/03)				CONTROL NO. <b>5000001</b> (THIS IS NOT A TITLE NO.)		
ALTERATION OR ERASURE VOIDS THIS TITLE						

### Back of Salvage Title (Revised 8/03)

<b>1</b>	▶	<b>FEDERAL AND STATE LAW REQUIRES THAT YOU STATE THE MILEAGE IN CONNECTION WITH THE TRANSFER OF OWNERSHIP. FAILURE TO COMPLETE OR PROVIDING A FALSE STATEMENT MAY RESULT IN FINES AND/OR IMPRISONMENT.</b> The undersigned hereby certifies the vehicle described in this title has been transferred to the following buyer(s):
FIRST REASSIGNMENT DEALER ONLY	Printed Full Legal Name of Buyer _____	Nevada Driver's License Number or Identification Number <input type="checkbox"/> AND <input type="checkbox"/> OR
	Printed Full Legal Name of Buyer _____	Nevada Driver's License Number or Identification Number _____
	Address _____ City _____ State _____ Zip Code _____	
	I certify to the best of my knowledge the odometer reading is the actual mileage of the vehicle unless one of the following statements is checked.	
	ODOMETER READING <input type="checkbox"/> NO TENTHS <input type="checkbox"/>	<input type="checkbox"/> The mileage stated is in excess of its mechanical limits. <input type="checkbox"/> The odometer reading is not the actual mileage. <b>WARNING – ODOMETER DISCREPANCY</b> Exempt – Model year over 9 yrs. old.
	Signature of Seller(s)/Agent/Dealership _____ I am aware of the above odometer certification made by the seller/agent. <input type="checkbox"/>	Printed Name of Seller(s)/Agent/Dealership _____ Dealer's License Number _____ Date of Sale _____
Signature of Buyer _____	Printed Full Legal Name of Buyer _____	
<b>2</b>	▶	<b>FEDERAL AND STATE LAW REQUIRES THAT YOU STATE THE MILEAGE IN CONNECTION WITH THE TRANSFER OF OWNERSHIP. FAILURE TO COMPLETE OR PROVIDING A FALSE STATEMENT MAY RESULT IN FINES AND/OR IMPRISONMENT.</b> The undersigned hereby certifies the vehicle described in this title has been transferred to the following buyer(s):
SECOND REASSIGNMENT DEALER ONLY	Printed Full Legal Name of Buyer _____	Nevada Driver's License Number or Identification Number <input type="checkbox"/> AND <input type="checkbox"/> OR
	Printed Full Legal Name of Buyer _____	Nevada Driver's License Number or Identification Number _____
	Address _____ City _____ State _____ Zip Code _____	
	I certify to the best of my knowledge the odometer reading is the actual mileage of the vehicle unless one of the following statements is checked.	
	ODOMETER READING <input type="checkbox"/> NO TENTHS <input type="checkbox"/>	<input type="checkbox"/> The mileage stated is in excess of its mechanical limits. <input type="checkbox"/> The odometer reading is not the actual mileage. <b>WARNING – ODOMETER DISCREPANCY</b> Exempt – Model year over 9 yrs. old.
	Signature of Seller(s)/Agent/Dealership _____ I am aware of the above odometer certification made by the seller/agent. <input type="checkbox"/>	Printed Name of Seller(s)/Agent/Dealership _____ Dealer's License Number _____ Date of Sale _____
Signature of Buyer _____	Printed Full Legal Name of Buyer _____	
<b>3</b>	▶	<b>FEDERAL AND STATE LAW REQUIRES THAT YOU STATE THE MILEAGE IN CONNECTION WITH THE TRANSFER OF OWNERSHIP. FAILURE TO COMPLETE OR PROVIDING A FALSE STATEMENT MAY RESULT IN FINES AND/OR IMPRISONMENT.</b> The undersigned hereby certifies the vehicle described in this title has been transferred to the following buyer(s):
THIRD REASSIGNMENT DEALER ONLY	Printed Full Legal Name of Buyer _____	Nevada Driver's License Number or Identification Number <input type="checkbox"/> AND <input type="checkbox"/> OR
	Printed Full Legal Name of Buyer _____	Nevada Driver's License Number or Identification Number _____
	Address _____ City _____ State _____ Zip Code _____	
	I certify to the best of my knowledge the odometer reading is the actual mileage of the vehicle unless one of the following statements is checked.	
	ODOMETER READING <input type="checkbox"/> NO TENTHS <input type="checkbox"/>	<input type="checkbox"/> The mileage stated is in excess of its mechanical limits. <input type="checkbox"/> The odometer reading is not the actual mileage. <b>WARNING – ODOMETER DISCREPANCY</b> Exempt – Model year over 9 yrs. old.
	Signature of Seller(s)/Agent/Dealership _____ I am aware of the above odometer certification made by the seller/agent. <input type="checkbox"/>	Printed Name of Seller(s)/Agent/Dealership _____ Dealer's License Number _____ Date of Sale _____
Signature of Buyer _____	Printed Full Legal Name of Buyer _____	
<b>4</b>	▶	<b>LIENHOLDER TO BE RECORDED</b>
LIEN	Printed Full Legal Name of Lienholder _____	FEIN _____
	(if no lienholder write "NONE")	
Address _____	Street _____ City _____ State _____ Zip Code _____	
<b>ALTERATION OR ERASURE VOIDS THIS TITLE</b>		

## **Out-of-State Salvage Certificates**

Salvage titles issued by other states must be properly endorsed and must indicate and document a complete “chain of ownership” for the vehicle.

Contact the Department prior to accepting documents for a salvaged or junked vehicle, as laws from other states vary, and there may be instances where the Department must determine whether the documents can be accepted and whether a Salvage Title can be issued.

## **Retention of Salvage Vehicles**

An insured party (registered owner) may elect to retain a vehicle that has been declared a total loss insurance settlement. The insurance company or authorized agent must obtain the signature of the registered owner on the Application for Salvage Title or Non-Repairable Vehicle Certificate.

The insurance company must apply for a Salvage Title on behalf of the person who is retaining the salvage vehicle. The vehicle may not be sold or transferred until the registered owner has received a Salvage Title.

An owner of a total loss salvage vehicle may sell the vehicle with the properly endorsed certificate of title, without making any repairs to the vehicle, only to a salvage pool, automobile auction, rebuilder, automobile wrecker or a new or used motor vehicle dealer.

## **Application for Salvage Title or Non-Repairable Vehicle Certificate**

**(Form VP-213)**

An Application for Salvage Title or Non-Repairable Vehicle Certificate (Form VP213) must be submitted with properly endorsed ownership documents, including an odometer disclosure and applicable fees.

Within two days after receipt in the Department's Carson City office, the Department will issue a Salvage Title for the vehicle. The Salvage Title will be mailed to the new owner/purchaser as documented on the submitted title documents.

Before ownership interest in a salvage vehicle may be transferred, the Department must issue a Salvage Title. The titled owner or Insurance Company must forward the endorsed title with an Application for Salvage Title or Non-Repairable Vehicle Certificate to the Department within 30 days after the vehicle becomes a salvage vehicle.

A Duplicate Salvage Title may be issued by completing an Application for Salvage Title or Non-Repairable Vehicle Certificate, checking the transaction type box, indicating, "Duplicate."

Requests for Salvage Titles or Non-Repairable Vehicle Certificates must be made through:

Attention: Salvage Unit  
Department of Motor Vehicles  
555 Wright Way  
Carson City, NV 89711  
(775) 684-4785  
(775) 684-4493 (FAX)

### **Instructions for Completing Form VP-213**

1. If the applicant is an Insurance Company, Licensed Nevada Business, Wrecker or Recycler, they must complete the first section of the form.
  - a. Printed legal name of business
  - b. Business license number or FEIN
  - c. Telephone Number
  - d. Current mailing address
2. If the applicant is an individual owner, they must complete the second section of the form.
  - a. Printed full legal name
  - b. Nevada Driver's license or Identification number
  - c. Telephone number
  - d. Current physical address
  - e. Current mailing address
3. The form must be signed by the registered owner or an authorized agent of the business.
4. Complete vehicle identification number, year and make.
5. Indicate if the vehicle is a Total Loss Insurance Settlement or a Flood-Damaged Vehicle.
6. Check the box if applying for a duplicate Salvage Title or Non-Repairable Vehicle Certificate.
7. Indicate if the vehicle is Salvage Only (not Total Loss or Flood Damaged). Salvage can only be requested by a licensed wrecker.
8. If applying for a Non-Repairable Vehicle certificate, check the box in front of the Non-Repairable Vehicle section.

Attach evidence of ownership to the application. Evidence of ownership must include a:

- Certificate of title/ownership;
- Salvage Title;
- Lien Sale Affidavit;
- Statement of Facts;
- Insurance Company Affidavit without Endorsed Title; or
- Court Order

Ownership interest in a salvage vehicle may not be transferred unless the Department has issued a Salvage Title.





555 Wright Way  
 Carson City, NV 89711-0700  
 Reno/Sparks/Carson City (775) 684-4DMV (4368)  
 Las Vegas area (702) 486-4DMV (4368)  
 Rural Nevada or Out of State (877) 368-7828  
[www.dmvnv.com](http://www.dmvnv.com)

**APPLICATION FOR SALVAGE TITLE OR NON-REPAIRABLE CERTIFICATE**  
 NRS 487.480

PLEASE PRINT OR TYPE IN BLUE OR BLACK INK

**Insurance Company, Licensed Nevada Business, Wrecker Or Recycler information:**

Full Legal Name \_\_\_\_\_  
 Nevada DMV Business License Number or FEIN \_\_\_\_\_  
 Physical Nevada Address \_\_\_\_\_  
     Address \_\_\_\_\_ City \_\_\_\_\_ State \_\_\_\_\_ Zip Code \_\_\_\_\_  
 Mailing Address \_\_\_\_\_  
     Address \_\_\_\_\_ City \_\_\_\_\_ State \_\_\_\_\_ Zip Code \_\_\_\_\_  
 Telephone \_\_\_\_\_ E-mail \_\_\_\_\_

**Individual information:**

Full Legal Name \_\_\_\_\_  
 Nevada Driver's License, ID Number, or DOB \_\_\_\_\_  
 Physical Nevada Address \_\_\_\_\_  
     Address \_\_\_\_\_ City \_\_\_\_\_ State \_\_\_\_\_ Zip Code \_\_\_\_\_  
 Mailing Address \_\_\_\_\_  
     Address \_\_\_\_\_ City \_\_\_\_\_ State \_\_\_\_\_ Zip Code \_\_\_\_\_  
 Telephone \_\_\_\_\_ E-mail \_\_\_\_\_

Signature of Applicant \_\_\_\_\_ Date \_\_\_\_\_

The original, properly endorsed Certificate of Title, and/or other required documents, **must be attached** for the vehicle listed on this application.

Vehicle Identification Number

--	--	--	--	--	--	--	--	--	--	--	--	--	--	--	--	--	--	--	--

Year \_\_\_\_\_ Make \_\_\_\_\_ Model \_\_\_\_\_

<b>Insurance Company or Individual Owner:</b> Please check <input checked="" type="checkbox"/> appropriate box <input type="checkbox"/> Total Loss <input type="checkbox"/> Flood Damaged In compliance with NRS 487.800	<b>Please check <input checked="" type="checkbox"/> if duplicate:</b> <input type="checkbox"/> Duplicate	<b>Licensed Wrecker Only:</b> <input type="checkbox"/> Salvage In compliance with NRS 487.100
<input type="checkbox"/> <b>Non-Repairable Vehicle</b> (No fee required for Non-Repairable Vehicle certificate)		
NOTE: A Non-Repairable Vehicle may only be processed as parts or scrap metal by a licensed automobile wrecker, dismantler, or recycler. State law prohibits a Non-Repairable Vehicle from being rebuilt, reconstructed, or restored for operating on the highways of Nevada.		

**NOTE:** Please include a \$11.00 Salvage Title fee which includes a Technology fee for each Salvage Title requested. Licensed Nevada Automobile Wreckers are exempt from the Salvage Title fee.

VP-213 (Rev 07-01-2015)

## **Non-Repairable Vehicle Certificate**

**(Form VP-161 / RD2-NR)**

A Non-Repairable Vehicle is defined as a motor vehicle, other than an abandoned vehicle that:

1. Has value only as a source of parts or scrap metal;
2. Has been designated by its owner for dismantling as a source of parts or scrap metal;
3. Has been stripped of all body panels, doors, hatches, substantially all interior components and substantially all grill and light assemblies; or
4. Has been burned, destroyed or otherwise damaged to such an extent that it cannot be returned to a condition, which is legal for operation on the highways of this state.

A Non-Repairable Vehicle Certificate will be issued, upon application, for a vehicle as described in the definition (follow directions for Application for Salvage Title or Non-Repairable Vehicle Certificate). A Non-Repairable Vehicle Certificate must be issued before the ownership interest in a non-repairable vehicle may be transferred.

Once a vehicle has been issued a Non-Repairable Vehicle Certificate, the vehicle may not be registered or issued a Certificate of Title, or be restored for use on Nevada highways.

A vehicle for which a Non-Repairable Vehicle Certificate has been issued may not apply for or be issued a Salvage Title.

Transfer of ownership for a Non-Repairable Vehicle may only occur between a licensed automobile wrecker, dismantler or recycler. A licensed automobile wrecker, dismantler or recycler may only process a Non-Repairable Vehicle as parts or scrap metal.

A Duplicate Non-Repairable Vehicle Certificate may be issued by completing an Application for Salvage Title or Non-Repairable Vehicle Certificate, checking the transaction type box, indicating, "Duplicate."

No fee is assessed for a Non-Repairable Vehicle Certificate.

## Non-Repairable Vehicle Certificate (1/2012)

2415



555 WRIGHT WAY  
CARSON CITY, NV 89711-0700  
Reno/Sparks/Carson City (775) 684-4DMV (4368)  
Las Vegas Area (702) 486-4DMV (4368)  
Rural Nevada or Out of State (877) 368-7828  
[www.dmvnv.com](http://www.dmvnv.com)

### NON-REPAIRABLE VEHICLE CERTIFICATE

This Non-Repairable Vehicle Certificate is an official ownership document issued by the Nevada Department of Motor Vehicles. The owner named hereon is the owner of the vehicle described below.

Vehicle Identification Number	Title Number	Date
	NV007722476	04/22/2015
Year 2014	Make FIAT	Model 500L EASY
Axles 2	Length	Body Type T4W
Odometer Reading 8		Brands
Odometer Brand ACTUAL MILES		

Mailing Address

**Release of Ownership**- STATE LAW PROHIBITS THIS NON-REPAIRABLE VEHICLE FROM BEING REBUILT, RECONSTRUCTED, OR RESTORED FOR OPERATING ON THE HIGHWAYS OF NEVADA. THIS VEHICLE MAY ONLY BE PROCESSED AS PARTS AND/OR SCRAP METAL BY A LICENSE AUTOMOBILE WRECKER, DISMANTLER, OR RECYCLER. The undersigned hereby certifies the vehicle described in this title has been transferred to the following buyer(s):

Printed Full Legal Name of Buyer	Nevada DMV Business License Number
Address	City State Zip Code
I certify to the best of my knowledge the odometer reading is the actual mileage of the vehicle unless one of the following statements is checked.	
<input checked="" type="checkbox"/> NO TENTHS ODOMETER READING	<input type="checkbox"/> The mileage stated is in excess of its mechanical limits. <input type="checkbox"/> The odometer reading is not the actual mileage. WARNING. ODOMETER DISCREPANCY. <input type="checkbox"/> Exempt - Model year over 9 years old.
Signature of Seller	Printed Name of Seller
I am aware of the above odometer certification made by the seller/agent <input type="checkbox"/>	Nevada DMV Business License Number _____ Date of sale _____
Signature of Buyer	Printed Full Legal Name of Buyer

<b>Reassignment</b>	
Printed Full Legal Name of Buyer	Nevada DMV Business License Number
Address	City State Zip Code
I certify to the best of my knowledge the odometer reading is the actual mileage of the vehicle unless one of the following statements is checked.	
<input checked="" type="checkbox"/> NO TENTHS ODOMETER READING	<input type="checkbox"/> The mileage stated is in excess of its mechanical limits. <input type="checkbox"/> The odometer reading is not the actual mileage. WARNING. ODOMETER DISCREPANCY. <input type="checkbox"/> Exempt - Model year over 9 yrs. old.
Signature of Seller	Printed Name of Seller
I am aware of the above odometer certification made by the seller/agent <input type="checkbox"/>	Nevada DMV Business License Number _____ Date of sale _____
Signature of Buyer	Printed Full Legal Name of Buyer

VP261(1-2012)

## **SECTION III – FORMS**

## Authorization for Vehicle Restoration

(Form VP-209)

**NRS 487.480**

As required by NRS 487.480, the Department will not issue a Certificate of Registration or title for vehicles that have been issued a Salvage Title (if the vehicle is five years old or newer) unless the Department has authorized the restoration of the vehicle. Form VP-209, Authorization for Vehicle Restoration, must be completed.

The authorization to restore the vehicle must be obtained prior to the vehicle being rebuilt. Only an authorized Nevada Department of Motor Vehicles Representative may complete the form.

In order to register and/or title the vehicle, the Authorization for Vehicle Restoration, Salvage Title and Certificate of Inspection/Affidavit of Vehicle Construction for Rebuilt or Specially Constructed Vehicles (VP-64) must be provided. Additional documents may be required as deemed necessary by the Department.

### Instructions for Completing Authorization for Vehicle Restoration

1. Vehicle Description: The description must include the vehicle identification number, year, make, type, model and odometer reading.

2. Owner Information

The name and address appearing in section 2 must be the person in possession of the vehicle at the time of inspection.

- a. Printed full legal name
- b. Nevada Driver's license, Identification Card Number or Date of Birth
- c. Current physical address
- d. Current mailing address

3. Authorized Signature:

The DMV representative who inspects the vehicle must sign and date the form to validate it.



555 WRIGHT WAY  
CARSON CITY, NV 89711-0700  
Reno/Sparks/Carson City (775) 684-4DMV (4368)  
Las Vegas Area (702) 486-4DMV (4368)  
Rural Nevada or Out of State (877) 368-7828  
[www.dmvnv.com](http://www.dmvnv.com)

**AUTHORIZATION FOR VEHICLE RESTORATION**

PURSUANT TO NRS 487.480

Vehicle Identification Number:

Year \_\_\_\_\_ Make \_\_\_\_\_ Model \_\_\_\_\_ Type \_\_\_\_\_ Odometer \_\_\_\_\_

In Possession of:

Name \_\_\_\_\_  
First Middle Last

Nevada Driver's License, Identification Card Number, or Date of Birth \_\_\_\_\_

Physical Address \_\_\_\_\_  
City State Zip Code

Mailing Address \_\_\_\_\_  
City State Zip Code

I, the undersigned, have inspected the above described vehicle and authorize its restoration.

Printed name \_\_\_\_\_  
Authorized Nevada DMV Representative

Signature \_\_\_\_\_ Date \_\_\_\_\_

VP 209 (06/2011)

## Bill of Sale

### (Form VP-104)

A Bill of Sale releases interest in a vehicle, and must be accompanied by a Certificate of Title or other ownership documents.

A Bill of Sale does not replace a Certificate of Title.

All areas of the Bill of Sale must be completed in full, and either typed or printed in blue or black ink. They must correspond to the title or other ownership documentation.

1. Enter the purchase price must be written out in full (i.e., one hundred dollars).
2. The purchase price must also be identified numerically (i.e., \$100.00).
3. Enter Full Legal Name of first Buyer: as it appears on their driver's license, identification card, or business license.
4. Indicate "AND" or "OR" between names if there is more than one owner. Using "AND" will require all persons on the title to sign the title to release interest in the vehicle. "OR" will allow one person to sign the title if the two or more recorded, releasing interest in the vehicle.
5. Enter Nevada Driver's License, Identification Card Number, or FEIN for businesses:
  - If the customer does not have a Nevada driver's license or identification card, "No Nevada DL or ID" must be printed in the registered owner's information area.
  - Customers purchasing a vehicle(s) for a business that does not have an FEIN (Federal Employer Identification Number), enter "No FEIN."
  - Do not enter or use the social security number.
6. Enter the first Buyer's physical address
7. Enter the first Buyer's mailing address.
8. Enter Full Legal Name of second Buyer, as it appears on their driver's license, identification card, or business license.
9. Enter Nevada Driver's License, Identification Card Number, or FEIN for businesses:
10. Enter the second buyer's physical address.
11. Enter the second buyer's mailing address.
12. Enter Buyer's Signature; must be present.
13. Enter the Date the Buyer signed the Bill of Sale form.
14. Enter the Buyer's telephone number.
15. Enter the Buyer's email address.
16. Enter the vehicle information, including the vehicle identification number (VIN), year, make and model.

17. Check if the vehicle has been rebuilt as the term is defined in NRS 482.098.
18. If a lien exists, record the name of the lienholder. If no liens exist, write "NONE."
19. Enter Nevada Driver's License, Identification Card Number, FEIN or NV ELT Number for businesses:
20. Enter the mailing address for the lienholder.
21. Enter the seller's full legal name.
22. Enter Nevada Driver's License, Identification Card Number, or FEIN for businesses:
23. Enter the seller's mailing address.
24. Enter this Seller's Signature; must be included.
25. Enter the Date the Seller signed the Bill of Sale form.

Note: Any alteration or erasure on the Bill of Sale requires additional verification.





555 WRIGHT WAY  
 CARSON CITY, NV 89711-0700  
 Reno/Sparks/Carson City (775) 684-4DMV (4368)  
 Las Vegas Area (702) 486-4DMV (4368)  
 Rural Nevada or Out of State (877) 368-7828  
[www.dmvnv.com](http://www.dmvnv.com)

**BILL OF SALE**

NRS 482.426

A Bill of Sale releases interest in a vehicle. A Certificate of Title or other ownership documents must accompany this form.

**INSTRUCTIONS**

- All areas must be completed in full.
- Complete the buyer area exactly as the new Certificate of Title will be printed.
- Any alterations or erasures will require additional documentation and/or verification.

Please *print* or *type*

**Know all men by these presents**

That in consideration of \_\_\_\_\_ Dollars (\$ \_\_\_\_\_) and other value consideration, the receipt whereof is hereby acknowledged, the undersigned (seller) does hereby sell, transfer and deliver unto:

**New Owner information** (If more than two owners, complete and attach an additional Bill of Sale (VP104) form; Indicate "AND" or "OR" between second and third owners)

Full Legal Name of 1<sup>st</sup> Buyer \_\_\_\_\_  and  or

First Middle Last

Nevada Driver's License, Identification Card Number, Date of Birth, or FEIN for businesses \_\_\_\_\_

Physical Address \_\_\_\_\_  
 Address City State Zip Code

Mailing Address \_\_\_\_\_  
 Address City State Zip Code

Full Legal Name of 2<sup>nd</sup> Buyer \_\_\_\_\_  
 First Middle Last

Nevada Driver's License, Identification Card Number, Date of Birth, or FEIN for businesses \_\_\_\_\_

Physical Address \_\_\_\_\_  
 Address City State Zip Code

Mailing Address \_\_\_\_\_  
 Address City State Zip Code

Buyer's Signature \_\_\_\_\_ Date \_\_\_\_\_

Note: only one signature is required even if "AND" appears between the new owner's names

Telephone \_\_\_\_\_ E-mail \_\_\_\_\_

his right, title and interest in and to the following described vehicle:

Vehicle Identification Number

--	--	--	--	--	--	--	--	--	--	--	--	--	--	--	--	--	--	--	--

Year \_\_\_\_\_ Make \_\_\_\_\_ Model \_\_\_\_\_

This vehicle has been Rebuilt as the term is defined in NRS 482.098

Buyer certifies Lien in favor of \_\_\_\_\_

If no lien exist, write the word "NONE" on the "Lien in favor of" line

NV Driver's License, Identification Card Number, Date of Birth, NV ELT# or FEIN for businesses \_\_\_\_\_

Address \_\_\_\_\_  
 Address City State Zip Code

Seller certifies that he is the lawful owner of said vehicle; that he has the right to sell the aforesaid; and that he will warrant and defend the title of same against the claims and demands of all persons whomever except lienholder noted above.

Seller's Full Legal Name \_\_\_\_\_  
 First Middle Last

Nevada Driver's License, Identification Card Number, Date of Birth, or FEIN for businesses \_\_\_\_\_

Mailing Address \_\_\_\_\_  
 Address City State Zip Code

Signature of Seller \_\_\_\_\_ Date \_\_\_\_\_

VP104 (Rev. 2015)

## **Certificate of Inspection / Affidavit of Vehicle Construction**

**NRS 487.110**

**Certificate of Inspection / Affidavit of Vehicle Construction**

**(Form VP-64)**

**Certificate of Inspection / Affidavit of Motorcycle / Trimobile Construction**

**(Form VP-64M)**

**Certificate of Inspection and Affidavit of Trailer Construction**

**(Form VP-223)**

**NRS 487.800**

Certificate of Inspection / Affidavit of Vehicle Construction (Form VP-64), Certificate of Inspection / Affidavit of Motorcycle / Trimobile Construction (Form VP-64M) or Certificate of Inspection Affidavit of Trailer Construction (Form VP-223) must be completed in order to register or title a vehicle for which a Salvage Title has been issued. The Certificate of Title and other documentation, as required, must also accompany the VP-64, VP-64M or VP-223.

An owner or authorized employee of a Nevada registered garageman, licensed body shop, or rebuilder must certify that a salvage vehicle or motorcycle is repaired or rebuilt and must comply with the standards published and commonly applied in the motor vehicle repair industry.

Motorcycle repair shops must be registered with the Department.

If any safety equipment that was present in a motor vehicle at the time it was manufactured is repaired or replaced, the equipment must be repaired or replaced to the standards published and commonly applied in the motor vehicle repair industry.

If a motor vehicle has been in an accident and a garageman, operator of a body shop, or rebuilder accepts or assumes control of the motor vehicle to make any repair, the garageman or operator shall:

1. For a motor vehicle that is equipped with an airbag that has been deployed, replace the airbag in a manner that complies with the standards set forth in 49 C.F.R. § 571.208, Standard No. 208, for such equipment; and
2. For a motor vehicle that is equipped with a seatbelt assembly which requires repair or replacement, repair or replace the seatbelt assembly in a manner that complies with the standards set forth in 49 C.F.R. § 571.209, Standard No. 209, for such equipment.

A garageman or operator of a body shop who is licensed pursuant to the provisions of chapter 487 of NRS and who performs the work required must retain a written record of the work, including, without limitation, the date of the repair, rebuilding or replacement, and any identifying information regarding any parts or equipment used in the repair, rebuilding or replacement.

Nevada Highway Patrol Troopers, local police and sheriffs are considered authorized agents of the Department and may complete a VIN inspection (VP-15). The agency name and badge number must be recorded on the form. However, an Authorized DMV Agency Inspector must complete Forms VP-64 and Form VP-64M. An “Authorized Nevada DMV Representative” must complete the VP-223 and VP-209.

Nevada Certificates of Title issued for vehicles using Form VP-64, VP-64M or VP-223 will be branded in accordance with statements made on the form by the owner.

Form VP-64, VP-64M or VP-223 may also be used for required mechanic’s inspections, and required Department safety checks.

## **Certificate of Inspection / Affidavit of Vehicle Construction**

### **Instructions for Completing Form VP-64**

1. Indicate whether the vehicle is rebuilt salvage, reconstructed, specially constructed or a manufactured kit.

#### **PART I – Safety Inspection**

To be completed by a Nevada registered garage, licensed Nevada body shop or rebuilder.

2. Enter vehicle description must be completed in full including the year, make, model, type and vehicle identification number (VIN).
3. If items being inspected are acceptable, the applicable box must be checked after each item is inspected. Unless the item is not applicable (N/A), if an item being inspected is marked as “fail” or not marked the vehicle cannot be registered until repairs are made.
4. Enter printed name and DMV business license number of the business completing the form.
5. Enter address, city, state and zip code of the business completing the form.
6. Enter full legal name of the person completing the form.
7. Signature and position of person completing the form.
8. Enter date the inspection was completed.

#### **PART II – Affidavit of Construction for Rebuilt Salvage, Reconstructed and Specially Constructed Vehicles**

To be completed by the person who owns the vehicle.

9. Check appropriate box for how the vehicle was constructed.
10. Enter vehicle information: year, make, model, type, and number of axles.
11. Enter affiant’s printed full legal name as it appears on their Nevada Driver’s license or Identification card.
12. Enter affiant’s driver’s license or identification card number.

13. Enter affiant's telephone number.
14. Enter affiant's current physical address.
15. Enter affiant's current mailing address.
16. Affiant's signature.
17. Enter date Part II was completed.
18. Affiant' signature must be witnessed by Authorized Nevada DMV Representative or Notary Public.

### **PART III**

To be completed by an Authorized Nevada DMV Agency Representative.

19. VIN and part description must be completed for all components used.
20. Verify VIN from Part I.
21. Check box for VIN inspection fee.
22. Fill in if VIN was assigned or VIN from manufacturer's kit.
23. Check box if VIN was assigned.
24. List the vehicle information if it is different than listed in Part I.
25. Reason VIN assigned, if applicable.
26. Complete the odometer statement.
27. If the vehicle was restored prior to authorization, this box can be checked authorizing restoration after the fact.
28. Additional comments, if applicable.
29. Printed Name and Signature of Authorized Nevada DMV Representative - Include Employee Identification Number.
30. Date Part III was completed.



555 WRIGHT WAY  
 CARSON CITY, NV 89711-0700  
 Reno/Sparks/Carson City (775) 684-4DMV (4368)  
 Las Vegas Area (702) 486-4DMV (4368)  
 Rural Nevada or Out of State (877) 368-7828  
[www.dmvnv.com](http://www.dmvnv.com)

**CERTIFICATE OF INSPECTION / AFFIDAVIT OF VEHICLE CONSTRUCTION NRS 482.223**  
 Rebuilt Salvage     Reconstructed     Specially Constructed     Manufactured Kit

**A VEHICLE LABELED FOR "OFF-ROAD USE ONLY" MAY NOT BE CONVERTED FOR ON-ROAD USE WITH THE EXCEPTION OF AN OFF HIGHWAY TWO-WHEELED MOTORCYCLE (REFERENCE FORM VP-254).**

**Instructions**

- All parts of this form must be completed.
- A Nevada Registered Garage, Licensed Nevada Body Shop or Rebuilder must complete Part I.
- The vehicle owner must complete Part II and verify with a Nevada DMV Agency Representative or Notary Public.
- A Nevada DMV Agency Representative must complete Part III.
- A vehicle intended for "on-road" use by the manufacturer will be labeled stating FMVSS and EPA standards have been met.
- All inspection items must be checked "PASS," indicating the item is in a safe operating condition before this vehicle can be registered and/or titled.
- This form is not used for conversions. Reference Form VP-254 for an Off-Highway Two Wheeled Motorcycle Conversion Form.
- **OWNERSHIP DOCUMENTS MUST ACCOMPANY THIS FORM**

Important: A new form and inspection must be completed if any inspection items are marked fail, not marked, improperly marked, or if corrections were made to the form.

**PART I SAFETY INSPECTION**

Must be completed by a Nevada Registered Garage, Licensed Nevada Body Shop or Rebuilder

The work performed on the vehicle must meet the standards of the manufacturer for mechanical fitness and safety

Year \_\_\_\_\_ Make \_\_\_\_\_ Model \_\_\_\_\_ Type \_\_\_\_\_

Vehicle Identification Number (VIN)

--	--	--	--	--	--	--	--	--	--	--	--	--	--	--	--	--	--	--	--

**Important: Adding the equipment listed below will not qualify a vehicle labeled by the manufacturer for OFF-ROAD USE ONLY, to be registered for on-road use**

Check (✓) Appropriate Boxes

	PASS	FAIL	N/A		PASS	FAIL		PASS	FAIL	N/A	
Windshield	<input type="checkbox"/>	<input type="checkbox"/>	<input type="checkbox"/>	Headlights	<input type="checkbox"/>	<input type="checkbox"/>	Horn	<input type="checkbox"/>	<input type="checkbox"/>		
Side Glass	<input type="checkbox"/>	<input type="checkbox"/>	<input type="checkbox"/>	Taillights	<input type="checkbox"/>	<input type="checkbox"/>	Muffler	<input type="checkbox"/>	<input type="checkbox"/>		
Rear Glass	<input type="checkbox"/>	<input type="checkbox"/>	<input type="checkbox"/>	Turn Signals	<input type="checkbox"/>	<input type="checkbox"/>	Mudguards (over 26,000 lbs)	<input type="checkbox"/>	<input type="checkbox"/>	<input type="checkbox"/>	
Mirrors	<input type="checkbox"/>	<input type="checkbox"/>		Parking Lights	<input type="checkbox"/>	<input type="checkbox"/>	Windshield Wipers	<input type="checkbox"/>	<input type="checkbox"/>		
Steering	<input type="checkbox"/>	<input type="checkbox"/>		Brake Lights	<input type="checkbox"/>	<input type="checkbox"/>	Emergency Brake	<input type="checkbox"/>	<input type="checkbox"/>		
Air Bags	<input type="checkbox"/>	<input type="checkbox"/>	<input type="checkbox"/>	Brakes	<input type="checkbox"/>	<input type="checkbox"/>	Safety Belts, Shoulder Harness	<input type="checkbox"/>	<input type="checkbox"/>	<input type="checkbox"/>	
Frame	<input type="checkbox"/>	<input type="checkbox"/>									
	Other (explain) _____							<input type="checkbox"/>	<input type="checkbox"/>		

Before signing below all items above must be marked "pass" indicating the items are in a safe operating condition. N/A may apply to air bags, mudguards, reflectors and safety belts/shoulder harness only if the item was not original equipment. N/A may apply to glass and windshield if not present; if present it must be proper safety glass.

Please Print or Type

Legal Business Name \_\_\_\_\_ Name \_\_\_\_\_ DMV Business License or Registration Number \_\_\_\_\_

Address \_\_\_\_\_ City \_\_\_\_\_ State \_\_\_\_\_ Zip Code \_\_\_\_\_

By signing this document, I certify the described motor vehicle is mechanically safe to operate and is equipped with all required devices necessary for safe operation upon the highway. I further certify that if repaired, the passenger restraint devices (as applicable), to include seat belts and/or airbags, were repaired pursuant to Title 49 CFR 571.209, Standard 209, and Title 49 CFR 571.208, Standard 208, respectively, and have been satisfactorily repaired to the applicable standards of the manufacturer and the motor vehicle repair industry.

Printed Full Legal Name of Affiant \_\_\_\_\_ Signature and Position \_\_\_\_\_ Date \_\_\_\_\_

VP-64 (Rev 8/2012) Signatures must be originals. Photocopies are not acceptable. Changes may not be made once it is notarized.

**PART II AFFIDAVIT OF CONSTRUCTION FOR REBUILT SALVAGE, RECONSTRUCTED AND SPECIALLY CONSTRUCTED VEHICLES**

The undersigned, being duly sworn upon oath, deposes and says they are the owner of the vehicle listed below. This vehicle was rebuilt or built from parts and materials on hand, or parts and materials purchased from a supplier, or a manufactured kit purchased from a supplier, or purchased "as is" from a rebuilder, or otherwise lawfully acquired. The affiant or registered owner makes this affidavit as part of an application to the Nevada Department of Motor Vehicles for a Certificate of Registration and/or a Certificate of Title. The undersigned will indemnify and hold harmless the State of Nevada on account of the issuance of a Certificate of Registration and/or Certificate of Title for said vehicle.

- Vehicle was constructed from parts/material on hand
- Vehicle was assembled from manufactured kit
- Vehicle was built from purchased parts/material, receipts attached
- Vehicle was purchased "as is" from rebuilder

Please Print or Type

Year \_\_\_\_\_ Make (if a manufactured kit) \_\_\_\_\_ Model \_\_\_\_\_ Type \_\_\_\_\_ No. of axles \_\_\_\_\_

Affiant's Full Legal Name \_\_\_\_\_  
 (As appears on Drivers License or ID) First \_\_\_\_\_ Middle \_\_\_\_\_ Last \_\_\_\_\_

Drivers License, ID Number, or DOB \_\_\_\_\_ Telephone Number \_\_\_\_\_

Affiant's Physical Address \_\_\_\_\_ City \_\_\_\_\_ State \_\_\_\_\_ Zip Code \_\_\_\_\_

Affiant's Mailing Address \_\_\_\_\_ City \_\_\_\_\_ State \_\_\_\_\_ Zip Code \_\_\_\_\_

Affiant's Signature \_\_\_\_\_ Date \_\_\_\_\_

Printed name of Nevada DMV Agency Representative \_\_\_\_\_ Signature of Nevada DMV Agency Representative \_\_\_\_\_ ID No. \_\_\_\_\_ Date \_\_\_\_\_  
 Or Notary Public Or Notary Public

**PART III COMPLETED BY AN AUTHORIZED NEVADA DMV REPRESENTATIVE**

Note: Attach copies of any title or purchase documents, supplied by owner, showing information of components used from other vehicles.

VIN & Part \_\_\_\_\_ VIN & Part \_\_\_\_\_

VIN & Part \_\_\_\_\_ VIN & Part \_\_\_\_\_

VIN indicated in Part I Verified

--	--	--	--	--	--	--	--	--	--	--	--	--	--	--	--

Vehicle Inspection Fee

DMV Assigned VIN or Kit Manufacturer's VIN

--	--	--	--	--	--	--	--	--	--	--	--	--	--	--	--

VIN Assignment Fee

Different than listed in Part I Year \_\_\_\_\_ Make \_\_\_\_\_ Model \_\_\_\_\_ Type \_\_\_\_\_

Reason VIN assigned \_\_\_\_\_

Odometer Reading (as shown on apparatus) 

--	--	--	--	--	--

 NO TENTHS

If the vehicle's odometer apparatus only displays five numbers, please put an X in the first box.

- 1. The mileage stated is in excess of its mechanical limits.
- 2. The odometer reading is not the actual mileage. WARNING – ODOMETER DISCREPANCY
- 3. Exempt – Model year over 9 years old.

This vehicle was restored prior to authorization. The undersigned is authorizing restoration after the fact on this form in lieu of form VP-209.

Additional comments: \_\_\_\_\_

Printed Name of Nevada DMV Agency Representative \_\_\_\_\_ Signature of Nevada DMV Agency Representative \_\_\_\_\_ ID NO. \_\_\_\_\_ Date \_\_\_\_\_

VP-64 (Rev 8/2012) Signatures must be originals. Photocopies are not acceptable. Changes may not be made once it is notarized.

## **Certificate of Inspection / Affidavit of Motorcycle / Trimobile Construction**

### **Instructions for Completing Form VP-64M**

1. Indicate whether the motorcycle or trimobile is rebuilt, reconstructed, specially constructed or a manufactured kit.

#### **PART I – Safety Inspection**

To be completed by a Nevada registered garage, licensed motorcycle repair shop, licensed Nevada body shop or rebuilder.

2. Enter motorcycle or trimobile description must be completed in full including the year, make, model, type and vehicle identification number (VIN).
3. If items being inspected are acceptable, the applicable box must be checked after each item is inspected. Unless the item is not applicable (N/A), if an item being inspected is marked “fail” the vehicle cannot be registered until repairs are made.
4. Enter printed name and DMV business license number of the business completing the form.
5. Enter address, city, state and zip code of the business completing the form.
6. Enter full legal name of person completing the form.
7. Signature and position of person completing the form.
8. Enter date the inspection was completed.

#### **PART II – Affidavit of Construction for Rebuilt Salvage, Reconstructed or Specially Constructed Motorcycle / Trimobile**

To be completed by the person who owns the motorcycle or trimobile.

9. Check appropriate box for how the vehicle was constructed.
10. Enter vehicle information: year, make, model, type, and number of axles.
11. Enter affiant’s printed full legal name as it appears on their Nevada Driver’s license or Identification card.
12. Enter affiant’s driver’s license or identification card number.
13. Enter affiant’s telephone number.
14. Enter affiant’s current physical address.
15. Enter affiant’s current mailing address.
16. Affiant’s signature.
17. Affiant’s signature must be witness by Authorized Nevada DMV Representative or Notary Public.
18. Enter date Part II was completed.

### **PART III**

Completed by an Authorized Nevada DMV Representative.

19. VIN and part description must be completed for all components used.
20. Verify VIN from Part I.
21. Check box for Vehicle Inspection Fee.
22. Fill in if VIN was assigned or VIN from manufacturer's kit.
23. Check box for VIN inspection fee.
24. Check box if VIN is different from Part I
25. List the vehicle information if it is different than listed in Part I.
26. If a VIN was assigned, list the reason.
27. Complete the odometer statement.
28. If the vehicle was restored prior authorization, this box can be checked authorizing restoration after the fact.
29. Check if the motorcycle is labeled for off-road use.
30. Additional comments, if necessary.
31. Printed Name and Signature of Authorized Nevada DMV Representative. Include Employee Identification Number.
32. Date Part III was completed.





555 WRIGHT WAY  
 CARSON CITY, NV 89711-0700  
 Reno/Sparks/Carson City (775) 684-4DMV (4368)  
 Las Vegas Area (702) 486-4DMV (4368)  
 Rural Nevada or Out of State (877) 368-7828  
[www.dmvnv.com](http://www.dmvnv.com)

**CERTIFICATE OF INSPECTION / AFFIDAVIT OF MOTORCYCLE/TRIMOBILE CONSTRUCTION**

NRS 482.223

Rebuilt Salvage    Reconstructed    Specially Constructed    Manufactured Kit

**THIS FORM IS NOT INTENDED FOR USE AS AN OFF-HIGHWAY TWO WHEELED MOTORCYCLE CONVERSION FORM. USE FORM VP-254 FOR MOTORCYCLE CONVERSIONS.**

**Instructions**

- All parts of this form must be completed.
- A Nevada Registered Garage, Motorcycle Repair Shop, Licensed Nevada Body Shop or Rebuilder must complete Part I.
- The vehicle owner must complete Part II and verify with a Nevada DMV Agency Representative or Notary Public.
- A Nevada DMV Agency Representative must complete Part III.
- A motorcycle intended for "on-road use" by the manufacturer will have a label or labels attached stating FMVSS and EPA standards have been met.
- All inspection items must be checked "PASS," indicating the item is in a safe operating condition before this motorcycle can be registered and/or titled
- **OWNERSHIP DOCUMENTS MUST ACCOMPANY THIS FORM**

Important: A new form and inspection must be completed if any inspection items are marked fail, not marked, improperly marked, or if corrections were made to the form.

**PART I SAFETY INSPECTION**

**Must be completed by a Nevada Registered Garage, Licensed Motorcycle Repair Shop, Licensed Nevada Body Shop or Rebuilder**

The work performed on the vehicle must meet the standards of the manufacturer for mechanical fitness and safety

Year \_\_\_\_\_ Make \_\_\_\_\_ Model \_\_\_\_\_ Type \_\_\_\_\_

Vehicle Identification Number (VIN)

--	--	--	--	--	--	--	--	--	--	--	--	--	--	--	--	--	--

**Important: This is not a conversion form. Reference Form VP-254 for motorcycle conversion information**

Check (✓) Appropriate Boxes

N/A (Turn Signals) is only for motorcycles built prior to January 1, 1973, not originally equipped with turn signals.

	PASS	FAIL	N/A		PASS	FAIL		PASS	FAIL
Horn	<input type="checkbox"/>	<input type="checkbox"/>		Reflectors	<input type="checkbox"/>	<input type="checkbox"/>	Brake Light	<input type="checkbox"/>	<input type="checkbox"/>
Headlight(s)	<input type="checkbox"/>	<input type="checkbox"/>		Taillight	<input type="checkbox"/>	<input type="checkbox"/>	Fenders	<input type="checkbox"/>	<input type="checkbox"/>
Turn Signals	<input type="checkbox"/>	<input type="checkbox"/>	<input type="checkbox"/>	Muffler(s)	<input type="checkbox"/>	<input type="checkbox"/>	Mirrors	<input type="checkbox"/>	<input type="checkbox"/>
Frame	<input type="checkbox"/>	<input type="checkbox"/>		DOT Legal Tires	<input type="checkbox"/>	<input type="checkbox"/>	Brakes	<input type="checkbox"/>	<input type="checkbox"/>

Before signing below all items above must be marked "pass" indicating the items are installed per NRS and in a safe operating condition.

Please Print or Type

Legal Business Name \_\_\_\_\_  
NameDMV Business License or Registration Number

Address \_\_\_\_\_  
CityStateZip Code

By signing this document, I certify the described motorcycle is mechanically safe to operate and is equipped with all required devices necessary for safe operation upon the highway. I further certify that if repaired, all safety devices have been satisfactorily repaired to the applicable standards of the manufacturer and the motor vehicle repair industry.

\_\_\_\_\_  
Printed Full Legal Name of AffiantSignature and PositionDate

VP-64M (Rev. 8/2012) Signatures must be originals. Photocopies are not acceptable. Changes may not be made once it is notarized.

**PART II AFFIDAVIT OF CONSTRUCTION FOR REBUILT SALVAGE, RECONSTRUCTED, OR SPECIALLY CONSTRUCTED MOTORCYCLE**

The undersigned, being duly sworn upon oath, deposes and says they are the owner of the motorcycle listed below. This motorcycle was rebuilt or built from parts and materials on hand, or parts and materials purchased from a supplier, or a manufactured kit purchased from a supplier, or purchased "as is" from a rebuilder, or otherwise lawfully acquired. The affiant or registered owner makes this affidavit as part of an application to the Nevada Department of Motor Vehicles for a Certificate of Registration and/or a Certificate of Title. The undersigned will indemnify and hold harmless the State of Nevada on account of the issuance of a Certificate of Registration and/or Certificate of Title for said motorcycle.

- Motorcycle was constructed from parts/material on hand
- Motorcycle was assembled from manufactured kit
- Motorcycle was built from purchased parts/material, receipts attached
- Motorcycle was purchased "as is" from rebuilder

**Please Print or Type**

Year	Make (if a manufactured kit)	Model	Type	No. of axles
Affiant's Full Legal Name				
(As appears on Drivers License or ID)				
First	Middle	Last		
Drivers License, ID Number, or DOB		Telephone Number		
Affiant's Physical Address				
City		State	Zip Code	
Affiant's Mailing Address				
City		State	Zip Code	
Affiant's Signature				Date

Printed name of Nevada DMV Agency Representative Or Notary Public \_\_\_\_\_ Signature of Nevada DMV Agency Representative Or Notary Public \_\_\_\_\_ ID No. \_\_\_\_\_ Date \_\_\_\_\_

**PART III COMPLETED BY AN AUTHORIZED NEVADA DMV REPRESENTATIVE**

**Note: Attach copies of any title or purchase documents, supplied by owner, showing information of components used from other vehicles.**

VIN & Part \_\_\_\_\_ VIN & Part \_\_\_\_\_

VIN & Part \_\_\_\_\_ VIN & Part \_\_\_\_\_

VIN indicated in Part I Verified  **Vehicle Inspection Fee**

--	--	--	--	--	--	--	--	--	--	--	--	--	--	--	--	--	--	--

DMV Assigned VIN  **VIN Assignment Fee**

--	--	--	--	--	--	--	--	--	--	--	--	--	--	--	--	--	--	--

Different than listed in Part I Year \_\_\_\_\_ Make \_\_\_\_\_ Model \_\_\_\_\_ Type \_\_\_\_\_

Reason VIN assigned \_\_\_\_\_

Odometer Reading (as shown on apparatus) 

--	--	--	--	--	--

**NO TENTHS**

If the vehicle's odometer apparatus only displays five numbers, please put an X in the first box.

- 1. The mileage stated is in excess of its mechanical limits.
- 2. The odometer reading is not the actual mileage. WARNING - ODOMETER DISCREPANCY
- 3. Exempt - Model year over 9 years old.

- This vehicle was restored prior to authorization. The undersigned is authorizing restoration after the fact on this form in lieu of form VP-209.
- This motorcycle is labeled by the manufacturer for on-road use.

Additional comments: \_\_\_\_\_

Printed Name of Nevada DMV Agency Representative \_\_\_\_\_ Signature of Nevada DMV Agency Representative \_\_\_\_\_ ID NO. \_\_\_\_\_ Date \_\_\_\_\_

VP-64M (Rev. 8/2012) Signatures must be originals. Photocopies are not acceptable. Changes may not be made once it is notarized.

## **Certificate of Inspection and Affidavit of Trailer Construction**

### **Instructions for Completing Form VP-223**

1. Indicate whether the trailer is rebuilt, reconstructed, specially constructed, or a manufactured kit.

#### **PART 1 – Inspection**

To be completed by an authorized Nevada Department of Motor Vehicles Representative.

2. Enter trailer's empty weight.
3. Enter trailer's overall width.
4. If items being inspected are acceptable, check the applicable box after each item is inspected. Unless the time is not applicable (N/A), if an item being inspected is marked "fail" the vehicle cannot be registered until repairs are made.
5. Enter Vehicle Identification Number (VIN).
6. Check if a VIN was assigned.
7. Enter year, make model, type and number of axles on the trailer.
8. Check the appropriate box with regard to the trailer including living quarters.
9. Enter reason VIN was assigned.
10. Enter additional comments, if necessary.
11. Printed Name of Authorized Nevada DMV Representative. The authorized Nevada DMV Representative should sign the form and include their employee identification number.
12. Enter date Part 1 was completed.

#### **PART 2 – Affidavit of Trailer Construction**

To be completed by the person who built or rebuilt the trailer, if available, or the owner.

13. Check appropriate box for how the trailer was constructed.
14. Enter affiant's printed full legal name as it appears on their Nevada Driver's license or Identification card.
15. Enter affiant's Driver's license or Identification card number.
16. Enter affiant's current physical address.
17. Enter affiant's current mailing address.
18. Enter affiant's Driver's license or Identification card number.
19. Enter affiant's telephone number.
20. Affiant's signature.
21. Enter date affiant signed form.

22. Affiant's signature must be witnessed by a Notary Public or Authorized Nevada DMV Representative.
23. The figures can be used to detail any necessary repairs.



555 Wright Way  
 CARSON CITY, NV 89711-0700  
 Reno/Sparks/Carson City (775) 684-4DMV (4368)  
 Las Vegas Area (702) 486-4DMV (4368)  
 Rural Nevada or Out of State (877) 368-7828  
[www.dmv.nv.com](http://www.dmv.nv.com)

**CERTIFICATE OF INSPECTION AND AFFIDAVIT OF TRAILER CONSTRUCTION**

NRS 482.220

REBUILT TRAILER    RECONSTRUCTED TRAILER    SPECIALLY CONSTRUCTED TRAILER    MANUFACTURED KIT

**INSTRUCTIONS**

- Maximum Width of 102 inches, if exceeded a Special Permit is Required through NDOT
- Part I must be completed by an authorized Nevada DMV Representative
- All applicable items in Part I must be checked "Pass" and in safe operating condition before form is signed
- Owner must complete Part II if trailer is assembled by a person other than an established manufacturer
- Signature of Part II by Affiant must be witnessed by an authorized Nevada DMV Representative or notary

**PART I – INSPECTION**

To be completed by an authorized Nevada DMV Representative

UNLADEN TRAILER WEIGHT \_\_\_\_\_ OVERALL WIDTH \_\_\_\_\_

	PASS	FAIL		PASS	FAIL	N/A
Brake Lights	<input type="checkbox"/>	<input type="checkbox"/>	Brakes (if required/over 1,500 lbs)	<input type="checkbox"/>	<input type="checkbox"/>	<input type="checkbox"/>
Tail Lights	<input type="checkbox"/>	<input type="checkbox"/>	Clearance Lights (Over 80 inches in Width NRS 484D.140)	<input type="checkbox"/>	<input type="checkbox"/>	<input type="checkbox"/>
Turn Signals	<input type="checkbox"/>	<input type="checkbox"/>	Marker Lights (Over 80 inches in Width NRS 484D.140)	<input type="checkbox"/>	<input type="checkbox"/>	<input type="checkbox"/>
Reflectors	<input type="checkbox"/>	<input type="checkbox"/>	Safety Devices (Chains) NAC 484.130	<input type="checkbox"/>	<input type="checkbox"/>	<input type="checkbox"/>
Fenders (NRS 484D.230)	<input type="checkbox"/>	<input type="checkbox"/>	Mudguards (Over 26,000 lbs.)	<input type="checkbox"/>	<input type="checkbox"/>	<input type="checkbox"/>
			Breakaway Device (Over 3,000 lbs; NRS 484D.250)	<input type="checkbox"/>	<input type="checkbox"/>	<input type="checkbox"/>

**Please Print or Type**

DMV Assigned VIN or Kit Manufacturer's VIN

--	--	--	--	--	--	--	--	--	--	--	--	--	--	--	--	--	--	--	--	--	--	--	--	--	--	--	--	--	--	--	--	--	--	--

VIN Assignment Fee

Year \_\_\_\_\_ Make \_\_\_\_\_ Model \_\_\_\_\_ Type \_\_\_\_\_ No. of Axles \_\_\_\_\_

Does the trailer include living quarters?  Yes                       No

Reason VIN assigned: \_\_\_\_\_

Additional comments: \_\_\_\_\_

Printed Name of Nevada DMV Agency Representative \_\_\_\_\_ Signature of Nevada DMV Agency Representative \_\_\_\_\_ ID NO. \_\_\_\_\_ Date \_\_\_\_\_

VP 223 (Revised 8/2012)

*Signatures must be originals. Photocopies are not acceptable.  
 Changes may not be made to this form once it is signed and witnessed.*

**PART 2 – AFFIDAVIT OF TRAILER CONSTRUCTION**

To be completed by trailer owner

The undersigned, being duly sworn upon oath, deposes and says they are the owner of the trailer described in Part 1 of this form. This trailer was built from parts and materials on hand, purchased materials from a supplier, a manufactured kit, "as is" from a builder, or otherwise lawfully acquired. The affiant or registered owner makes this affidavit as part of an application to the Nevada Department of Motor Vehicles for a Certificate of Registration and/or a Certificate of Title. The undersigned will indemnify and save harmless the State of Nevada on account of the issuance of a Certificate of Registration and/or Certificate of Title for said trailer.

- Trailer was built from materials on hand
- Trailer was purchased "as is" from builder
- Trailer built from purchased materials, (receipts attached)
- Trailer was assembled from a manufactured kit

Affiant's Full Legal Name \_\_\_\_\_

Nevada Driver's License, Identification Card Number, or Date of Birth \_\_\_\_\_

Physical Address \_\_\_\_\_  
 City State Zip Code

Mailing Address \_\_\_\_\_  
 City State Zip Code


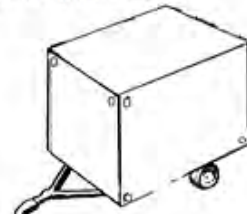

NV Driver's License or ID Number \_\_\_\_\_ Phone Number (\_\_\_\_) \_\_\_\_\_

State of Nevada, County of \_\_\_\_\_

Signed and sworn to before me on \_\_\_\_\_  
 Date

By \_\_\_\_\_  
 Signature of Affiant

Notary Stamp  
 \_\_\_\_\_  
 Notary Public or Authorized Nevada DMV Representative



17-223 (Revised 6/2012)

Signatures must be originals. Photocopies are not acceptable.  
 Changes may not be made to this form once it is signed and witnessed.

## **Certificate of Inspection for Rebuilt Vehicles – (Not Salvage)** **(Form VP-64A)**

**NRS 482.098, 482.220 & 482.223**

Certificate of Inspection for Rebuilt Vehicles – Not Salvage (Form VP-64A) must be completed in order to register or title a vehicle for which has had one or more major components replaced. Major components are cowl assembly, rear clip assembly, roof assembly, floor pan assembly, conventional frame coupled with one additional major component, or complete front inner structure for a unibody. The term “rebuilt” does not include a vehicle for which the only change is the installation of a truck cab assembly. Form VP-64A must also be accompanied by the Certificate of Title and other documentation, as required.

An owner or authorized employee of a Nevada registered garage, licensed body shop, or rebuilder must certify that a rebuilt vehicle is repaired and must comply with the standards published and commonly applied in the motor vehicle repair industry.

If any safety equipment that was present in a motor vehicle at the time it was manufactured is repaired or replaced, the equipment must be repaired or replaced to the standards published and commonly applied in the motor vehicle repair industry.

An Authorized DMV Agency Inspector must complete Part III of Form VP-64A.

Nevada Certificates of Title issued for vehicles using Form VP-64A will be branded in accordance with statements made on the form by the owner.

### **Instructions for Completing Form VP-64A**

#### **PART I – Inspection**

Must be completed by a Nevada registered garaged, licensed Nevada body shop or rebuilder.

1. Enter year, make, model and type of vehicle
2. Enter vehicle identification number (VIN)
3. Check the appropriated box or boxes of the major components replaced
4. Enter the business name and license number, as it is registered with the DMV, completing the inspection
5. Enter the current address of the business
6. Print full legal name of Affiant
7. Signature and position of Affiant
8. Enter date inspection was completed

#### **PART II – Affidavit of Construction for a Rebuilt Motor Vehicle**

To be completed by the owner of the rebuilt vehicle.

9. Check appropriate box for how the vehicle was rebuilt.
10. Enter the year, make, model, type and number of axles of the vehicle.
11. Enter Affiant's printed full legal name as it appears on the Nevada driver's license or Nevada identification card.
12. Enter Affiant's Nevada driver's license or identification number.
13. Enter Affiant's telephone number.
14. Enter the Affiant's current physical address.
15. Enter the Affiant's current mailing address.
16. Enter the Affiant's signature.
17. Signature must be witnessed by an Authorized Nevada DMV Representative or notary.
18. Enter the date the form was signed.

### PART III

To be completed by a Nevada DMV agency representative.

19. VIN and part description must be completed for all components used.
20. Verify VIN from Part I.
21. Check box for VIN inspection fee.
22. Fill in if VIN was assigned by the DMV.
23. Check box if VIN was assigned.
24. List the vehicle information if it is different than listed in Part I.
25. If a VIN was assigned, list the reason.
26. Complete the odometer statement.
27. Additional comments, if necessary.
28. Printed Name and Signature of Authorized Nevada DMV Agency Representative. Include Employee Identification Number.
29. Date Part III was completed.





555 WRIGHT WAY
CARSON CITY, NV 89711-0700
Reno/Sparks/Carson City (775) 684-4DMV (4368)
Las Vegas Area (702) 486-4DMV (4368)
Rural Nevada or Out of State (877) 368-7828
www.dmvnv.com

CERTIFICATE OF INSPECTION FOR REBUILT VEHICLES (NOT SALVAGE)

NRS 482.098, NRS 482.220 & NRS 482.223

OWNERSHIP DOCUMENTS MUST ACCOMPANY THIS FORM FOR THE DEPARTMENT TO TITLE OR REGISTER.

Instructions

- All parts of this form must be completed.
Part I must be completed by a Nevada Registered Garage, Licensed Nevada Body Shop or Rebuilder.
Part II must be completed by the vehicle owner and verify with a Nevada DMV Agency Representative or Notary Public.
Part III must be completed by a Nevada DMV Agency Representative.

Important: Corrections on this form will not be accepted. - If a mistake is made, you must complete a new form.

PART I Safety Inspection

Must be completed by a Nevada Registered Garage, Licensed Nevada Body Shop, or Rebuilder

Year \_\_\_\_\_ Make \_\_\_\_\_ Model \_\_\_\_\_ Type \_\_\_\_\_

Vehicle Identification Number (VIN)

Grid for VIN entry with 17 columns

Check (✓) the Appropriate Box(es) to indicate components replaced.

- Complete front inner structure of a unibody
Cowl
Rear clip
Roof assembly
Floor pan assembly
Conventional frame & one major component

NOTE: In addition to all other disclosures, by signing Part I below the affiant attests that the item(s) checked have been installed to the applicable standards of the manufacturer and the automotive repair industry and are in a safe operating condition.

Please Print or Type

Legal Business Name \_\_\_\_\_ Name \_\_\_\_\_ DMV Business License or Registration Number \_\_\_\_\_

Address \_\_\_\_\_ City \_\_\_\_\_ State \_\_\_\_\_ Zip Code \_\_\_\_\_

By signing this document, I certify the described vehicle is mechanically safe to operate. I further certify the items indicated have been satisfactorily repaired to the applicable standards of the manufacturer and the motor vehicle repair industry. In addition, I certify any safety equipment including occupant restraint devices, which were present in the vehicle at the time the vehicle was manufactured are present and operational to the standards of the manufacturer.

Printed Full Legal Name of Affiant \_\_\_\_\_ Signature and Position \_\_\_\_\_ Date \_\_\_\_\_

PART II AFFIDAVIT OF CONSTRUCTION FOR A REBUILT MOTOR VEHICLE

The undersigned, being duly sworn upon oath, deposes and says they are the owner of the vehicle described on this document. This vehicle was rebuilt from parts and materials on hand, or parts and materials purchased from a supplier, or otherwise lawfully acquired. The affiant or registered owner makes this affidavit as part of an application to the Nevada Department of Motor Vehicles for a Certificate of Registration and/or a Certificate of Title. The undersigned will indemnify and hold harmless the State of Nevada on account of the issuance of a Certificate of Registration and/or Certificate of Title for said vehicle.

- Vehicle was rebuilt from parts/material on hand
Vehicle was rebuilt from purchased parts/material, receipts attached

Year \_\_\_\_\_ Make \_\_\_\_\_ Model \_\_\_\_\_ Type \_\_\_\_\_ No. of axles \_\_\_\_\_

Please Print or Type

Affiant's Full Legal Name \_\_\_\_\_ (As appears on Drivers License) First \_\_\_\_\_ Middle \_\_\_\_\_ Last \_\_\_\_\_

NV Driver's License, ID Number, or DOB \_\_\_\_\_ Telephone Number (\_\_\_\_) \_\_\_\_\_

Affiant's Physical Address \_\_\_\_\_ City \_\_\_\_\_ State \_\_\_\_\_ Zip Code \_\_\_\_\_

Affiant's Mailing Address \_\_\_\_\_ City \_\_\_\_\_ State \_\_\_\_\_ Zip Code \_\_\_\_\_

Affiant's Signature \_\_\_\_\_ Date \_\_\_\_\_

Printed name of Nevada DMV Agency Representative Or Notary Public \_\_\_\_\_ Signature of Nevada DMV Agency Representative Or Notary Public \_\_\_\_\_ ID No. \_\_\_\_\_ Date \_\_\_\_\_

VP-64A (6-2011)

**PART III Completed by a Nevada DMV Agency Representative**

**Note: Attach copies of any title or purchase documents showing information of components used from other vehicles.**

VIN & Part \_\_\_\_\_ VIN & Part \_\_\_\_\_

VIN & Part \_\_\_\_\_ VIN & Part \_\_\_\_\_

VIN indicated in Part I Verified

--	--	--	--	--	--	--	--	--	--	--	--	--	--	--	--	--	--	--	--	--

Vehicle Inspection Fee

DMV Assigned VIN

--	--	--	--	--	--	--	--	--	--	--	--	--	--	--	--	--	--	--	--	--

VIN Assignment Fee

Different than listed in Part I Year \_\_\_\_\_ Make \_\_\_\_\_ Model \_\_\_\_\_ Type \_\_\_\_\_

Reason VIN assigned \_\_\_\_\_

Odometer Reading (as shown on apparatus)  
NO TENTHS

--	--	--	--	--	--

If the vehicle's odometer apparatus only displays five numbers, please put an X in the first box.

- 1. The mileage stated is in excess of its mechanical limits.
- 2. The odometer reading is not the actual mileage. WARNING – ODOMETER DISCREPANCY
- 3. Exempt – Model year over 9 years old.

Additional comments: \_\_\_\_\_

Printed name of Nevada DMV Agency Representative \_\_\_\_\_ Signature of Nevada DMV Agency Representative \_\_\_\_\_ ID NO. \_\_\_\_\_ Date \_\_\_\_\_

**“Rebuilt vehicle” (NRS 482.098) means:**

1. A vehicle for which one or more of the following major components have been replaced:
  - (a) Cowl assembly;
  - (b) Rear clip assembly;
  - (c) Roof assembly;
  - (d) Floor pan assembly;
  - (e) Conventional frame coupled with one additional major component; or
  - (f) Complete front inner structure for a unibody.

Note: The term “rebuilt” does not include a vehicle for which the only change is the installation of a truck cab assembly.

**Definitions**

- **“Complete front inner structure for a unibody”** (NRS 482.0154) means the weld on structure of a vehicle, including, without limitation, the radiator support, left and right aprons, upper and lower rails and strut towers, designed and intended to be located forward of the cowl assembly.
- **“Conventional frame”** (NRS 482.0157) means the main longitudinal structural members of the chassis of a vehicle used as the major support in the construction of the vehicle.
- **“Cowl assembly”** (NRS 482.018) means the forward structural portion of a vehicle to which are intended to be attached all or a part of the windshield frame, fire wall, housing of the instrument panel and hinges for the front doors.
- **“Floor pan assembly”** (NRS 482.0385) means the pans designed and intended to form the floor of the passenger compartment of a vehicle.
- **“Rear clip assembly”** (NRS 482.0965) means the entire rear structural portion of a vehicle designed and intended to be located behind the rear seat of the vehicle.
- **“Roof assembly”** (NRS 482.106) means the structural parts of a vehicle, including, without limitation, more than one-half of the vertical roof supports, the framework of the roof and the exterior metal skin that together are designed and intended to be located over the passenger compartment to form the roof of the vehicle.

VP-64A (6-2011)

## Erasure Affidavit

### (VP-19)

An Erasure Affidavit (VP-19) must be completed whenever an error has been made on Certificate of Title documents. The affidavit provides for the removal of incorrect information.

An Erasure Affidavit (VP-19) cannot be used to correct anything having to do with signatures, vehicle information or the mileage disclosure.

An individual taking full responsibility for an error, change, or removal of information on ownership documents must complete and sign the Erasure Affidavit. If a person is being removed from the ownership documents, that individual is required to sign the affidavit. When representing a business, the business name and the name of the authorized business representative must appear on the affidavit.

When correcting information, draw a single line through the error and write the corrected information above. Do not obliterate the information. If the correct information cannot be placed in the appropriate area on the Certificate of Title, Manufacturer's Certificate of Origin or Salvage Title, it may be placed on the Erasure Affidavit.

### Instructions for Completing the Erasure Affidavit

1. Enter complete description of the vehicle, including year, make, model and vehicle identification number (VIN) of the vehicle. The description of the vehicle must match all corresponding documents.
2. Enter a complete description of the reason for the change or removal of information on the title documents.
3. Enter Affiant's printed full legal name as it appears on the Nevada driver's license or Nevada identification card.
  - If the person is representing a business, the business name and the name of the representative must also appear (i.e., ABC Auto Sales, by Sam Jones).
4. Enter Affiant's Nevada driver's license or identification number.
5. Enter the Affiant's current physical address.
6. Enter the Affiant's current mailing address.
7. Affiant's signature.
8. An Erasure Affidavit must be signed in the presence of a Notary Public or authorized Nevada Department of Motor Vehicles representative. If witnessed by a Notary Public, the stamp and signature of the Notary Public must appear on the affidavit. If witnessed by an authorized Department representative, the name and validation stamp or employee identification number, as applicable, must appear on the affidavit.



555 Wright Way
Carson City, NV 89711
Reno/Sparks/Carson City (775) 684-4DMV (4368)
Las Vegas area (702) 486-4DMV (4368)
Rural Nevada or Out of State (877) 368-7828
www.dmvnv.com

ERASURE AFFIDAVIT

NRS 482.245

An individual taking full responsibility for an error, change, or removal of information on ownership documents must complete and sign the Erasure Affidavit. If a person is being removed from the ownership documents, that individual is required to sign the affidavit. When representing a business, the business name and the name of the authorized business representative must appear on the affidavit.

Please print or type

Year \_\_\_\_\_ Make \_\_\_\_\_ Model \_\_\_\_\_

Vehicle Identification Number \_\_\_\_\_

The undersigned, being duly sworn, states that the error or change appearing on the attached ownership documents for the described vehicle was made due to:

\_\_\_\_\_  
\_\_\_\_\_  
\_\_\_\_\_

(Please describe what and where error is.)

I declare under penalty of perjury that the foregoing is true and correct.

Affiant's Printed Full Legal Name \_\_\_\_\_

Nevada Driver's License, Identification Card Number, Date of Birth, or FEIN for Businesses \_\_\_\_\_

Physical Address \_\_\_\_\_ City \_\_\_\_\_ State \_\_\_\_\_ Zip Code \_\_\_\_\_

Mailing Address \_\_\_\_\_ City \_\_\_\_\_ State \_\_\_\_\_ Zip Code \_\_\_\_\_

State of Nevada, County of \_\_\_\_\_

Signed and sworn to before me on \_\_\_\_\_ Date

By \_\_\_\_\_ Signature of Affiant

Notary Stamp

Notary Public or Authorized Nevada DMV Representative

VP-019 (01/2014)

Signatures must be originals. Photocopies are not acceptable. Changes may not be made to this form once it is signed and witnessed.

## Lien Release / Satisfaction of Lien

Lien Release means a written release from a person, business or financial institution on record as having a security interest in a vehicle. The lien release must include a complete vehicle description.

An electronic lien must be released by the lienholder electronically. The electronic lien release will create a new title without the lien listed (clear title). The title will be mailed to the party requested by the lienholder.

A lien release or satisfaction of lien enables a lienholder to release the security interest in a vehicle. It may be used with the Certificate of Title or with an application for a duplicate Certificate of Title for a non-electronic title.

### Instructions for Completing Form VP-186

The lien release must include:

1. Enter complete description of the vehicle, including the vehicle identification number, year, make, and model.
2. Enter registered owner's full legal name
3. Enter registered owner's address.
4. Enter printed name of the lienholder,
5. Enter lienholder's address.
6. Enter lienholder's telephone number.
7. Enter printed name of the lienholder's representative.
8. Enter title of lienholder's representative.
9. The signature of an authorized representative of the business and date document was signed.
10. Signature must be witnessed by a Notary Public or authorized Nevada DMV representative.

**Note:** A Lien Release (Form VP-186) is available from the Department. However, other forms will be accepted provided they contain the information specified above.



555 Wright Way
CARSON CITY, NV 89711-0700
Reno/Sparks/Carson City (775) 684-4DMV (4368)
Las Vegas Area (775) 486-4DMV (4368)
Rural Nevada or Out of State (877) 368-7828
www.dmvnv.com

LIEN RELEASE

This lien release can only be used to release a lien on a printed title. If the title is an electronic record the lienholder must release their lien electronically. After electronic receipt of lien release the DMV will create a new title without the lienholder listed and mail the clear title to the registered owner.

Please print or type

This is to certify the lien against the described vehicle has been fully satisfied.

Vehicle Identification Number

Grid for Vehicle Identification Number

Year Make Model

Registered Owner(s) First Middle Last

Address Street City State Zip Code

Printed Name of Lienholder

Address Street City State Zip Code

Daytime Telephone Number ( ) -

Lienholder Representative's Name First Middle Last

Lienholder Representative's Title

State of Nevada, County of

Signed and sworn to before me on Date

By Signature of Lienholder Representative

Notary Stamp

Signature of Notary Public or Authorized Nevada DMV Representative

Signatures must be originals. Photocopies are not acceptable. Changes to this form may not be made once it is signed and witnessed

VP186 (Rev. 2015)

## Power of Attorney

A Power of Attorney is a written legal document whereby one individual conveys to another the legal right to act on his or her behalf.

If the right to release interest in a vehicle has been conveyed to another person or firm by Power of Attorney, the original Power of Attorney must accompany the title document, and it must contain a complete description of the vehicle, including the vehicle identification number, year, make, and model.

If a general Power of Attorney is used to convey an individual's legal rights, an original or certified photocopy attached to the title document is acceptable.

The agent of a Power of Attorney shall furnish on demand an affidavit stating the Power of Attorney being relied on is a true copy and that, to the best of the agent's knowledge, the principal is alive and the relevant powers of the agent have not been altered or terminated.

A Power of Attorney becomes null and void upon the death of the individual who conveyed his or her rights to another.

The Power of Attorney must be exercised by the person or firm named as representative on the form. To properly exercise the Power of Attorney, the name of the owner must be listed prior to that of the representative.

- Example for an individual:

Sharon Smith by Jane Doe, P of A

- Example for a business:

Sharon Smith by Morrison's Garage George Morrison, P of A

The Power of Attorney may only be exercised on the Certificate of Title or document for which the authority was granted. Otherwise, it is null and void.

The Power of Attorney must be witnessed by a notary public or authorized Nevada Department of Motor Vehicles employee or representative.

When the Power of Attorney is used to release ownership of a vehicle, the Certificate of Title must be signed in the appropriate area by the individual appointed as power of attorney.

If a specific Power of Attorney is used to release ownership of a vehicle, only certified or original copies are acceptable. The following statement must be included on the certified copy:

"I hereby certify that this is a true and exact copy of the original that is being held in our files. I further certify the original will be available during normal business hours for review by Department of Motor Vehicles personnel if necessary."

If a Power of Attorney is given to a business, the certification statement must include the business stamp or the printed or typed name of the business, the signature of the individual authorized to act on behalf of the business and the printed or typed name of the person certifying the copy of the specific Power of Attorney.

A general or specific power of attorney cannot be used to disclose the odometer reading on vehicles nine years old or newer when the title is not present.

When a title is not present, a Secure Power of Attorney must be used to disclose an odometer reading on vehicles that are nine years old or newer.





555 WRIGHT WAY
CARSON CITY, NV 89711-0700
Reno/Sparks/Carson City (775) 684-4DMV (4368)
Las Vegas Area (702) 486-4DMV (4368)
Rural Nevada or Out of State (877) 368-7828
www.dmvnv.com

POWER OF ATTORNEY

Please print or type
KNOW ALL MEN BY THESE PRESENTS

That the undersigned, \_\_\_\_\_

in the County of \_\_\_\_\_ State of \_\_\_\_\_

being the Registered and/or Legal Owner of the following described motor vehicle:

Year \_\_\_\_\_ Make \_\_\_\_\_ Model \_\_\_\_\_

Vehicle Identification Number \_\_\_\_\_

Does hereby make, constitute and appoint \_\_\_\_\_

of the County of \_\_\_\_\_ State of \_\_\_\_\_,
true and lawful Attorney in Fact to sign in the name, place and stead of the undersigned, any
Certificate of Title or Vehicle Registration Certificate issued by the Department of Motor Vehicles of
the State, covering the motor vehicle described above, in whatever manner necessary to transfer any
Registration Certificate or Certificate of Title. Granting and giving unto said Attorney in Fact, full
authority and power to do and perform any and all other acts authorized hereby, as fully to all intents
and purposes as the grantor might, or could do if personally present, with full power of substitution.

Note: This form may not be used to disclose the odometer reading of a vehicle.

Full Legal Name \_\_\_\_\_
First Middle Last

Nevada Driver's License, Identification Card
Number, Date of Birth, or FEIN for businesses \_\_\_\_\_

Physical Address \_\_\_\_\_
Street City State Zip Code

Mailing Address \_\_\_\_\_
Street City State Zip Code

State of Nevada, County of \_\_\_\_\_

Subscribed and sworn to before me on \_\_\_\_\_
Date

By \_\_\_\_\_
Signature of Affiant

Notary Public or Authorized Nevada DMV Representative \_\_\_\_\_

Notary Stamp

VP136 (Rev. 8-2012)

Signatures must be originals. Photocopies are not acceptable.
Changes may not be made to this form once it is signed and witnessed.

## Vehicle Inspection Certificate

### (FORM VP-15)

Vehicle Inspection Certificate (Form VP-15) is a form provided by the Department and when completed shows evidence that, a vehicle inspection was completed by a DMV inspector or an authorized representative (including law enforcement) to verify the vehicle identification number.

Verification of the vehicle identification number (VIN) will be confirmed by a physical inspection of the vehicle.

Verification of the VIN ensures the accuracy of the information used to create a Nevada Certificate of Title.

### Instructions for Completing Form VP-15

1. Enter the date the inspection was completed.
2. Enter the year, make, model and body type of vehicle.
3. Low Speed Vehicles must meet safety standards set forth in Federal Motor Safety Standard No. 500 at 49 C.F.R. § 571.500 and if registered in Clark or Washoe Counties must pass an emission test.
4. Enter the complete Vehicle Identification Number (VIN) as it appears on the vehicle. Do not use other documents to retrieve this information. After inspecting the vehicle, compare the VIN from the vehicle to that on the other title documents to ensure they match.
5. Enter the odometer reading as it appears on the vehicle's odometer apparatus.
6. Enter whether the vehicle has cylinders or rotors and how many.
7. If the vehicle is a trailer, indicate whether the vehicle has living quarters or not.
8. Select the type of fuel this vehicle is powered by, if applicable.
9. Remarks: Comment on any unusual circumstances encountered during the inspection.
10. Authorized Officer-Inspector: The name of the authorized individual who completed the inspection.
11. Enter the badge number of the officer or employee ID of the authorized individual who completed the inspection.
12. Authorized Officer-Inspector: The signature of the authorized individual who completed the inspection.
13. Enter date of when the inspection was conducted.
14. Address of the authorized individual who completed the inspection.
15. Record the name of the agency conducting the inspection. Indicate whether the agency is law enforcement or an authorized agency such as a licensed Nevada dealer.



555 Wright Way  
 Carson City, NV 89711  
 Reno/Sparks/Carson City (775) 684-4DMV (4368)  
 Las Vegas Area (702) 486-4DMV (4368)  
 Rural Nevada or Out of State (877) 368-7828  
 www.dmvnv.com

**IMPORTANT NOTICE:** NEVADA LAW REQUIRES REGISTERED OWNERS TO MAINTAIN CONTINUOUS INSURANCE COVERAGE ON REGISTERED VEHICLES, FROM A LICENSED NEVADA INSURANCE COMPANY TO AVOID PENALTIES NRS 482.220

**VEHICLE INSPECTION CERTIFICATE  
 FOR VEHICLE IDENTIFICATION NUMBER VERIFICATION**

(To be completed by an Authorized Nevada DMV Representative or any Law Enforcement Officer)

Please Print or Type

I certify that I have examined the following vehicle:

Year \_\_\_\_\_ Make \_\_\_\_\_ Model \_\_\_\_\_ Body Type \_\_\_\_\_

Federal Certification Safety Label and Emissions Label (LSVs only)  Yes  No

Vehicle Identification Number

--	--	--	--	--	--	--	--	--	--	--	--	--	--	--	--	--	--	--	--

Odometer Reading (as shown on apparatus) 

--	--	--	--	--	--

**NO TENTHS**

If the vehicle's odometer apparatus only displays five numbers, please put an X in the first box. Not all LSVs will have an odometer.

- 1. The mileage stated is in excess of its mechanical limits.
- 2. The odometer reading is not the actual mileage. **WARNING – ODOMETER DISCREPANCY**
- 3. Exempt – Model year over 9 years old.

Cylinders \_\_\_\_\_  Rotor \_\_\_\_\_

If vehicle being inspected is a trailer, does it include living quarters?  Yes  No

Fuel:  Gas  Diesel  Propane  Electric  Other (see remarks)

REMARKS \_\_\_\_\_  
 \_\_\_\_\_

Authorized Officer-Inspector - Printed Name \_\_\_\_\_ Badge or ID # \_\_\_\_\_

Authorized Officer-Inspector - Signature \_\_\_\_\_ Date \_\_\_\_\_

(If other than DMV Inspection Station) \_\_\_\_\_  
 Address \_\_\_\_\_ City \_\_\_\_\_ State \_\_\_\_\_ Zip Code \_\_\_\_\_

Enforcement Agency \_\_\_\_\_  
 Agency \_\_\_\_\_

Nevada Authorized Agency \_\_\_\_\_  
 Agency \_\_\_\_\_

VP15 (Rev 9/2011)

## **SECTION IV – FEES**

## **Title Fees**

### **NRS 482.429**

A title fee must be submitted for the following transactions:

- Vehicles sold or leased to a governmental agency including city, county, state, etc.
- All unregistered vehicles.
- Commercial vehicles registered by the Motor Carrier Division of the Nevada Department of Motor Vehicles.
- Lease terminations.
- Vehicles being titled in a dealership's name.
- Repossessed vehicles.
- Unregistered vehicles being titled to perfect a lien against the vehicle.
- Applications for a duplicate Nevada Certificate of Title, unless Form VP-206 is presented.
- All private-party transfers and dealer sales.

Fees:

- First time, change of ownership or duplicate certificates of title, \$21.00 which includes a Technology fee.
- Vehicles not physically present in or registered in Nevada, \$36.00, which includes a Technology fee.
- A Title Processing Fee in the amount of \$8.25 must be charged on all title transactions that include a complete change of ownership.

Examples of when a title processing fee is charged:

- Dealer sales
- Private-party sales
- Sale between family members
- Gift transactions
- Any sale or transaction that is processed involving a change of ownership
- Lien sale transaction
- Lease assumptions and Lease Terminations
- Lease buyouts

Do not charge a Title Processing Fee for:

- Salvage titles

- Non-repairable vehicle certificates
- Duplicate titles
- Removing a lienholder
- Removing a name (if one name from the original title remains on the new title)
- Changing a last name if person is “one-in-the-same” (e.g., married, legal name change)
- Changing an address
- Manufacturer’s Statement of Origin or Manufacturer’s Certificate of Origin is in the registered owner’s full legal name.

## **Salvage Title and Non-Repairable Vehicle Certificate Fees**

### **NRS 487.810**

#### Salvage Title Fees:

- |   |         |
|---|---------|
| • Licensed Nevada Automobile Wrecker                                    | No fee  |
| • Out-of-State Automobile Wrecker                                       | \$11.00 |
| • Licensed Nevada Salvage Pool  | \$11.00 |
| • In-State or Out-of-State Insurance Companies                          | \$11.00 |
| • Out-of-State Vehicle Dealers (must be registered with a Salvage Pool) | \$11.00 |

A Technology fee has been included in the fees above. No fee is assessed for a Non-Repairable Vehicle Certificate.

# **SECTION V – Abandoned Vehicle and Lien Sales**

## Towing Abandoned Vehicles

### NRS 487.095

### NAC 487.030

Nevada licensed Automobile Wreckers and Tow Car Operators who remove abandoned vehicles from public or private property as prescribed by NRS 487.230 may place a lien on the vehicle for towing and storage charges.

The vehicle must be declared abandoned on public property by a law enforcement agency or on private property by the property owner or person in lawful possession of the private property. NRS 258.125 entitles a \$50.00 fee be paid to a constable who requests a vehicle be removed from public property after the lien has been satisfied.

Whenever a vehicle has been removed to a garage or other place as provided by NRS 487.230, the owner of the garage or the automobile wrecker who towed the vehicle has a lien on the vehicle for the costs of towing and storing for a period not exceeding 90 days.

Nevada Administrative Code 487.030 sets towing fees at a fixed rate of \$55.00, regardless of the time of day, the distance to the vehicle or the type of equipment used to tow the vehicle.

For every abandoned vehicle, a tow company or wrecker must have in their possession one of the following documents as proof the vehicle qualifies as an abandoned vehicle:

- For a law enforcement ordered impound of an abandoned vehicle, a law enforcement agency impound report identifying the vehicle as impounded as an "abandoned vehicle".

If a vehicle is impounded for some other reason, the impound report will indicate that fact i.e., "impounded" or "stored" and the appropriate box on the form will be checked. For those categories of tow, there should be an explanation written on the form describing whether or not there are holds on the vehicle and the terms or conditions for release of that vehicle. Vehicles impounded by law enforcement or other enforcement agencies that are not classified "abandoned" may only be processed by a tow company or wrecker in accordance with the provisions of NRS 108.265 to NRS 108.367 inclusive. Such vehicles include but are not limited to, vehicles impounded and stored as a result of a traffic accident, traffic citation, arrest, or for any reason not classified as "abandoned". Such impounds may NOT be reclassified or the reason for towing changed, to allow the vehicle to be processed as an abandoned vehicle.

- If an abandoned vehicle has been towed as a result of a property owner or property manager's request to remove an abandoned vehicle from their private property, a "PRIVATE PROPERTY ABANDONED VEHICLE RELEASE" (POR) form is required by the Department as proof of a private property abandoned vehicle impound.

A DMV Appraiser may request documents from a tow company operator or wrecker to support their acquisition of an abandoned vehicle listed on the companies abandoned vehicle transmittal sheet. If such a request is made, the tow company operator or



wrecker must provide either a "POR" or the police impound report indicating the vehicle was abandoned.

The DMV Appraiser may request additional documents to support the tow company or wreckers acquisition of a vehicle. If a tow company operator or wrecker refuses or is unable to produce the required documents or additional supportive documents that support the tow company or wrecker's possession of a vehicle, the DMV Appraiser may refuse to appraise that vehicle.

The only alternative to the law enforcement impound or private property abandoned vehicle release would be an order issued by a court having jurisdiction declaring a vehicle or group of vehicles be removed from private or public property as abandoned vehicles.

### **Private Property Abandoned Vehicle Release**

"Private Property Abandoned Vehicle Release" or (POR) form;

- The "POR" form is used by the Tow Company or wrecker when they are requested to remove an abandoned vehicle or vehicles by a private property owner or property manager.
- With the exception of the spaces provided for "Registered and/or Legal Owner" information, which may not be known for abandoned vehicles, the form must be completed in its entirety.
- The form is maintained as a record of the tow company or wreckers authorization to remove a vehicle from private or public property. The "POR" must be produced when requested by a DMV Appraiser or law enforcement officer making inquiries regarding the vehicle or its removal from private or public property.

Example of a POR

**PRIVATE PROPERTY ABANDONED VEHICLE RELEASE**

I, the undersigned, do hereby release to \_\_\_\_\_  
Name of automobile wrecker or tow car operator

the following vehicle:

**Vehicle Identification Number**  
□□□□□□□□□□□□□□□□□□

**Year** \_\_\_\_\_ **Make** \_\_\_\_\_ **Model** \_\_\_\_\_

**License Plate Number** □□ □□ □□ □□ □□ □□ □□

**Expiration date** \_\_\_\_\_ **State** \_\_\_\_\_

**Registered Owner(s)**

**Name** \_\_\_\_\_

**Address** \_\_\_\_\_  
Address City State Zip Code

**Legal Owner**

**Name** \_\_\_\_\_

**Address** \_\_\_\_\_  
Address City State Zip Code

**Address of Property the vehicle was removed from**

**Address** \_\_\_\_\_  
Address City State Zip Code

**Name of person requesting tow** \_\_\_\_\_

I further save and hold (business name of automobile wrecker or tow company)  
\_\_\_\_\_

harmless and direct them to remove the vehicle from my property.

**Signature** \_\_\_\_\_ **Date** \_\_\_\_\_

**Property Owner's Printed Name** \_\_\_\_\_

## Abandoned Vehicle Liens

### NRS 487.205

Automobile wreckers and tow car operators who remove abandoned vehicles from public or private property as prescribed by NRS 487.270 may place a lien on the vehicle for towing and storage charges.

A vehicle must be declared as abandoned on public property by a law enforcement agency and on private property by the property owner or person in lawful possession of the private property.

Vehicles impounded by law enforcement as a result of a traffic accident, a traffic violation or arrest, or received by the tow car company operator or wrecker for any other non-abandoned vehicle tow, may not be reclassified as abandoned vehicles regardless of their value.

A lien associated with towing, storage and administrative fees for vehicles impounded under those conditions must be processed as labor liens for towing and storage in accordance with the provisions of NRS 108.265 to NRS 108.367 inclusive.

A tow company operator or wrecker cannot declare or reclassify vehicles as “abandoned” as a result of a law enforcement impound for the purpose of circumventing the requirements of chapter 108 of the Nevada Revised Statute.

As prescribed by NRS 706.4479, automobile wreckers and tow car operators must make every reasonable attempt and use all resources reasonably necessary, as evidenced by written documentation, to obtain the identity of the owner and any other necessary information from the agency charged with the registration of the motor vehicle in this State or any other state within:

- 21 days after placing the motor vehicle in storage if the motor vehicle was towed at the request of a law enforcement officer following an accident involving the motor vehicle; or
- 15 days after placing any other motor vehicle in storage.

The tow operator or wrecker shall attempt to notify the owner of the vehicle by registered or certified mail as soon as possible, but in no case later than 15 days after identification of the owner is obtained for any motor vehicle. Pursuant to NRS 706.4477, if a request to tow is by the owner or agent of the owner of real property, it is presumed the registered owner abandoned the vehicle and is responsible for the cost of removal and storage. The registered owner may rebut the presumption by showing the he transferred his interest in the motor vehicle or prove the vehicle was stolen.

If an operator includes in his tariff a fee to be charged to the registered and legal owner of a vehicle for the towing and storage of the vehicle, the fee may not be charged:

- For more than 21 days after placing the motor vehicle in storage if the motor vehicle was towed at the request of a law enforcement officer following an accident involving the motor vehicle; or
- For more than 15 days after placing any other vehicle in storage,

- Unless the operator complies with the notification requirements.

**Note:** The 15 days referred to in this section under “Abandoned Vehicle Liens” should not be confused with, or applied to, NRS 487.210 when defining an abandoned vehicle, and does not qualify a vehicle as abandoned should there be no response to the notice sent. In order for the provisions of NRS 487.250, subsections 3 and 4 to apply, the vehicle must first be included on an abandoned vehicle transmittal form, be confirmed by a Department representative as acquired by the Tow Company or wrecker as an abandoned vehicle, then appraised by a Department representative at a value of \$500 or less.

NRS 706.4468 allows the Nevada Transportation Authority to reduce any charge for preparing or satisfying a lien, which is filed by the tow operator if the Nevada Transportation Authority determines that all or part of the charge is attributable to the operator’s failure to prepare or satisfy the lien in a timely manner.

If a licensed Nevada Automobile Wrecker tows the vehicle: the tow bill must be completed in full and must contain the following information:

- Business name, address, telephone number and certificate number or DMV business license number.
- Address of the facility where the vehicle is stored.
- Date and time of the request for towing including designations to “am” or “pm”.
- Name and address of the registered owner of the towed vehicle, if available.
- The year, make, model, vehicle identification number, license plate number and state of issuance.
- Exact location from where vehicle was towed.
- Address of the location to which the vehicle was towed, if different from the where the vehicle is being stored.
- The time the wrecker was dispatched to tow the vehicle and the reading of the odometer of the tow vehicle at the beginning of the trip.
- The time of the arrival of the tow car at the site of the car to be towed and the reading on the odometer upon its arrival.
- The time of the departure of the tow car from the site of the vehicle to be towed.
- The time of the arrival of the tow car at the location to where the vehicle was towed and the reading of the odometer upon its arrival.
- The total time, this passes while at the site of the towing in hours and minutes.
- The exact mileage and hourly charges.
- If an extra person was required, the time he was sent to the site and the time he returned.

- A detailed listing of all charges and, if charges are based on time, the starting and ending times. If more space is needed for the listing, a separate sheet of paper must be attached to the bill and a notation made on the bill that an additional sheet is attached. If the tow was requested by a constable, include the \$50 fee.
- The date and the time the storage of the vehicle started and ended and a notation of whether the vehicle was stored inside a locked building or in a secured, fenced area.
- Statement of total charges for towing.
- Of the action the registered and legal owner of the vehicle may take to recover his vehicle while incurring the lowest possible liability in accrued assessments, fees, penalties or other charges, and
- Of the opportunity to rebut the presumptions set forth in NRS 487.220 and 706.4477.

### **Abandoned Vehicles left at Salvage Yard**

When an insurance company has relinquished all claims and interests to a vehicle, because of a lack of coverage, claim denial or similar reason:

The insurance company or their agent shall send a notice by means of registered or certified mail to the last known address of record on file with the Department or other State of jurisdiction of the vehicle, to the legal and registered owners of the vehicle, and to the salvage pool or other place of storage of the vehicle indicating that the insurance company relinquishes all claims and interest in the vehicle;

- The notice sent to the registered and legal owners of the vehicle must specify the address of the salvage pool or other place of storage of the vehicle together with the conditions for the release of the vehicle.
- The notice shall specify a period of time not to exceed 15 days from the date of receipt of the notice for the registered or legal owner(s) of the vehicle to respond and make arrangements for removal of the vehicle from the salvage pool or other place of storage of the vehicle.
- Should the registered or legal owner of the vehicle fail to respond to the notice, or should the registered or legal owner of the vehicle fail to make arrangements to recover the vehicle from the salvage pool or other place of storage within the 15 days specified in the notice, the insurance company or its agent shall;
  - Forward a copy of all correspondence and return receipts for delivery of the registered or certified mail, together with verification of the legal address of the registered and legal owners of the vehicle, to the salvage pool or other place of storage of the vehicle.
  - Upon receipt of all documentation specified in 1. a., above, the salvage pool or other place of storage of the vehicle shall have the option to;
  - Dispose of the vehicle in accordance with the provisions of NRS 108.265 to NRS 108.367, inclusive, or;

- Declare the vehicle to have been abandoned on their property, and;
- Have the vehicle removed by a licensed wrecker or tow company and processed as an abandoned vehicle in accordance with the provisions of NRS 487.230.
- In the case of a vehicle for which there has been settlement of a claim but the owner retains ownership of the vehicle and the insurance company thereafter relinquishes all claims and interest in the vehicle, or;
- The owner of the retained salvage vehicle fails to reclaim and remove or cause to be removed the vehicle from the salvage pool;

It remains the insurance company's responsibility to secure a salvage title for these vehicles in the name of the owner:

- In the case of an "owner retained" vehicle where the owner cannot or does not provide the vehicle title to the insurance company, and does not reclaim and remove or cause to be removed the vehicle, the insurance company shall;
- Process the vehicle in accordance with the procedures set forth at the beginning of this section under "ABANDONED VEHICLES LEFT AT SALVAGE YARD".
- In the case of a vehicle for which insurance claims have been settled, but for which no title has been secured within the specified time limit and compliance with NRS 487.800 is not possible. These cases become a matter for the courts to determine and the following is required:
  - The insurance company or its agent must secure a court order requiring DMV to issue a salvage title in the name of the insurance company.

## **Letter of Transmittal for Abandoned Junk Vehicles**

### **(VP-162)**

Transmittal forms must be submitted to the nearest full service branch of the Department of Motor Vehicles, Field Services Division. Appraisals will be completed within 10 business days of receipt of transmittal. Only vehicles qualified as "abandoned" (NRS 487.210) will be appraised. Automobile wreckers or tow companies must provide proof of abandonment and have possession of the vehicle. Only those vehicles that a vehicle identification number has been ascribed and qualify as an abandoned vehicle will be inspected.



555 Wright Way  
 Carson City, NV 89711  
 Reno/Sparks/Carson City (775) 684-4DMV (4368)  
 Las Vegas Area (702) 486-4DMV (4368)  
 Rural Nevada or Out of State (877) 368-7828  
[www.dmvnv.com](http://www.dmvnv.com)

**LETTER OF TRANSMITTAL FOR ABANDONED JUNK VEHICLES**  
 NRS 487.240

Full Legal Name \_\_\_\_\_

Nevada DMV Wrecker or  
 Tow Company's Business License Number \_\_\_\_\_

Physical Nevada  
 Address \_\_\_\_\_  
Address City State Zip Code

Mailing Address \_\_\_\_\_  
Address City State Zip Code

Telephone \_\_\_\_\_ E-mail \_\_\_\_\_

Fax \_\_\_\_\_ Sent by \_\_\_\_\_ Date Sent \_\_\_\_\_

Vehicle Information					For DMV Use				
Vehicle Identification Number					Year	Make	Lic # & State	Registration Info	State RO/LO
1								<input type="checkbox"/> Yes <input type="checkbox"/> No	
2								<input type="checkbox"/> Yes <input type="checkbox"/> No	
3								<input type="checkbox"/> Yes <input type="checkbox"/> No	
4								<input type="checkbox"/> Yes <input type="checkbox"/> No	
5								<input type="checkbox"/> Yes <input type="checkbox"/> No	
6								<input type="checkbox"/> Yes <input type="checkbox"/> No	
7								<input type="checkbox"/> Yes <input type="checkbox"/> No	
8								<input type="checkbox"/> Yes <input type="checkbox"/> No	
9								<input type="checkbox"/> Yes <input type="checkbox"/> No	
10								<input type="checkbox"/> Yes <input type="checkbox"/> No	
11								<input type="checkbox"/> Yes <input type="checkbox"/> No	
12								<input type="checkbox"/> Yes <input type="checkbox"/> No	
13								<input type="checkbox"/> Yes <input type="checkbox"/> No	
14								<input type="checkbox"/> Yes <input type="checkbox"/> No	
15								<input type="checkbox"/> Yes <input type="checkbox"/> No	

\*\*\* FOR OFFICIAL DMV USE ONLY \*\*\*

Date Postmarked \_\_\_\_\_ Date Received \_\_\_\_\_ Date Completed \_\_\_\_\_

Technician's Name \_\_\_\_\_ ID \_\_\_\_\_

Appraiser's Name \_\_\_\_\_ ID \_\_\_\_\_

**This form may be photocopied**

VP162 (Rev. 03-2012)

## Appraisal Report for Abandoned Vehicle

(VP-161)

This form is used for determining the value of vehicles declared abandoned pursuant to NRS 487.230.

Valuation will be noted as:

- Does not exceed \$200 – eligible for Junk Certificate if requested under NRS 487.260.5(e).
- \$500 or less – eligible for lien sale under NRS 487.250.4. To qualify under the provisions of NRS 487.250 a vehicle must;
  - Be acquired as a result of an abandoned vehicle tow, and;
  - Appraised by a Department representative as having a value of \$500 or less.
  - After the steps listed above have been completed in the order stated, the written notice specified in NRS 487.250 may be sent.
- Exceeds \$500 – eligible lien sale under NRS 108.



## Lien Sales

Any person who is entitled to impose a lien on a motor vehicle as provided for in Nevada Revised Statutes 487 or 108 may, without process of law, detain the vehicle in his possession until the sum due to him is paid. If the sum due is not paid the lien may be satisfied by a sale.

If a motor vehicle that is placed in storage was towed at the request of a law enforcement officer following an accident involving the motor vehicle, the operator shall not:

- a. Satisfy any lien or impose any administrative fee or processing fee with respect to the motor vehicle for the period ending 4 business days after the date on which the motor vehicle was placed in storage ; or
- b. Impose any fee relating to the auction of the motor vehicle until after the operator complies with the notice requirements set forth in NRS 108.265 to 108.367, inclusive.

Prior to the sale, Nevada law requires the lien claimant to meet a number of requirements.

The following information is intended to help you process a lien sale in a minimum amount of time, while meeting all statutory requirements. Samples of letters and forms are provided for your convenience.

## Notice of Lien Sale

### NRS 108.310

A lien claimant is required under NRS 108.310 to give written notice to the Department of Motor Vehicles of their lien. The notice must be given to the Department at the time the written notice is made to the registered and legal owner of the vehicle.

The Notice must include:

1. A vehicle description which includes the:
  - a. Vehicle Identification Number
  - c. Make
  - d. Year
2. License plate number, if attached
  - a. State of issue
  - b. Expiration date
3. Impound date
4. Party requesting tow
5. Date, time and location of auction



## **Vehicles Valued Under \$500**

If the vehicle is appraised at a value of \$500 or less, the lien claimant is required to notify the registered and legal owner by registered or certified mail. The notice must include a statement the vehicle will be junked, dismantled, or otherwise disposed of unless the registered or legal owner respond and pay the cost of removal.

Failure to reclaim the vehicle within 15 days after the notice was mailed constitutes a waiver of interest in the vehicle.

If the registered and legal owners have waived interest in the vehicle either by failure to respond to the notice or by written disclaimer, upon receipt of proper documentation the Department will issue a salvage title (value over \$201 but less than \$500) or junk certificate (value under \$200) to the automobile wrecker who towed the vehicle or a Certificate of Title to the garage owner if he elects to retain the vehicle and the vehicle is equipped as required by chapter 487 of NRS.

An example of a Notice of Lien is included. You may photocopy the form or create a form in similar format.

**NOTICE OF LIEN VEHICLE VALUED UNDER \$500**

*Please print or type*  
**Vehicle Identification Number**  
□□□□□□□□□□□□□□□□

Year \_\_\_\_\_ Make \_\_\_\_\_ Model \_\_\_\_\_

License Plate Number □□□□□□□□

Expiration date \_\_\_\_\_ State \_\_\_\_\_

The above-described vehicle was acquired on \_\_\_\_\_ through a \_\_\_\_\_ agreement. As required by Nevada Revised Statute 108.272 this is to inform you that demand is being made for payment of \$ \_\_\_\_\_ for services rendered by \_\_\_\_\_. This sum is due on \_\_\_\_\_; payment may be made at \_\_\_\_\_.

Below is an itemized statement of the lien costs incurred:

1. Tow charge or agreed service contract amount \$ \_\_\_\_\_.
2. Storage fees \$ \_\_\_\_\_, and accruing daily at the approved Public Service Commission rate.
3. Total lien fees \$ \_\_\_\_\_.

Please be advised that if payment is not received on or before \_\_\_\_\_ the vehicle may be sold by auction at \_\_\_\_\_  
 a.m.  p.m., on \_\_\_\_\_ at \_\_\_\_\_  
or retained by lien claimant.

Lien Claimant \_\_\_\_\_

Business Name \_\_\_\_\_

Address \_\_\_\_\_  
Address City State Zip Code

Telephone Number ( \_\_\_\_\_ ) \_\_\_\_\_ - \_\_\_\_\_

Authorized Signature \_\_\_\_\_ Date \_\_\_\_\_

## **Vehicles Valued Over \$500**

### **NRS 487.260 AND 487.270**

A lien claimant must notify the registered and legal owner the vehicle has been removed. The notice of lien must be delivered in person or verified mail and if available, electronic mail, addressed to the last known address of each person who holds a security interest in the vehicle. The notice must contain the following:

- An itemized statement, showing the sum due at the time of notice and the date when it became due.
- A brief description of the vehicle against which the lien exists which includes:
  - Vehicle year
  - Make
  - Vehicle Identification Number
- The amount of the claim as stated in the notice and of any further claim as may accrue must be paid on or before a day mentioned.
- A statement that unless the claim is paid within the time specified the vehicle will be advertised for sale and sold by auction. The address, date and time of auction must be specified.

An example of an acceptable Demand for Payment is provided. You may photocopy the example for your use or create a similar form.

## Demand for Payment

### Demand for Payment

DEMAND FOR PAYMENT	
Vehicle Identification Number □□□□□□□□□□□□□□□□□□□□	
Year _____	Make _____ Model _____
License Plate Number □□□□□□□□	
Expiration date _____ State _____	
The above-described vehicle was acquired on _____ through a _____ agreement. As required by Nevada Revised Statute 108.272 this is to inform you that demand is being made for payment of \$ _____ for services rendered by _____. This sum is due on _____; payment may be made at _____.	
Below is an itemized statement of the lien costs incurred:	
1. Tow charge or agreed service contract amount \$ _____	
2. Storage fees \$ _____, and accruing daily at the approved Public Service Commission rate.	
3. Total lien fees \$ _____	
Please be advised that if payment is not received on or before _____ the vehicle may be sold by auction at _____ <input type="checkbox"/> a.m. <input type="checkbox"/> p.m., on _____ at _____ or retained by lien claimant.	
Lien Claimant _____	
Business Name _____	
Address _____ <small>Address City State Zip Code</small>	
Telephone Number ( _____ ) _____ - _____	
Authorized Signature _____ Date _____	

## **Verified Mailing**

Acceptable proofs of verified mailing are:

- The returned un-opened letter,
- The green returned receipt, signed by the accepting party,
- The white copy of the certified mailing, stamped by the post office, or
- Log book listing certified mailings stamped by the post office.

If the notice is delivered in person a written statement is required which includes:

- Date of delivery,
- Place of delivery (complete address),
- Name of individual who accepts the notice,
- Name of individual who delivered the notice,
- Signature of person accepting the notice, and
- Signature of individual who delivered the notice.

## **Advertisement of Sale**

### **NRS 108.310**

After the time for payment of the claim specified in the notice has elapsed and the registered and legal owners have not satisfied the claim, a "Public Auction Sale" advertisement must be published once a week for three (3) consecutive weeks. The advertisement must be published in a newspaper circulated in the place where the sale is to be held. If no newspaper is published in that place, then the advertisement must be placed in a newspaper published in this state that is circulated in the place the sale is to be held.

The sale must not be held less than 22 days after the first date of publication.

The advertisement must:

- Describe the vehicle.
- State the names of the registered and legal owners.
- State the date, time and place of the sale.

Example of publication

NOTICE OF SALE

Notice is hereby given to the last  
Registered and Legal Owner of:  
1997 Chevy Monte Carol  
VIN 1H67K3ZA6999999  
R/O J. Q. Smith  
L/O Bank in Nevada

The vehicle described above will be sold at  
a public auction to the highest bidder to  
satisfy the lien incurred by name of  
automobile wrecker or towing company.  
The sale will be held at time including am  
or pm on month/day/year at exact location  
of the sale.



### Affidavit of Publication

The newspaper that publishes the advertisement of sale must provide the lien claimant with verification the advertisement was published and the date of publication.

#### EXAMPLE OF AFFIDAVIT OF PUBLICATION

**AFFIDAVIT OF PUBLICATION**

STATE OF NEVADA } COUNTY OF CLARK } ss
_____, being first duly sworn, deposes and says:
That she/he is a legal clerk for the LAS VEGAS GAZETTE and THE LAS VEGAS COURIER, daily newspapers regularly issued, published and circulated in the city of Las Vegas, County of Clark, State of Nevada, and the advertisement, is a true copy of which is attached, was continuously published in the LAS VEGAS GAZETTE or THE LAS VEGAS COURIER, on the following days:  _____ _____ _____
Signed: _____
Subscribed and sworn to before me this _____ day of _____, _____
_____ Notary Public or Authorized Nevada DMV Representative

### Sale by Public Auction

#### NRS 108.310

Once all statutory requirements have been met, the Public Auction sale may take place. The sale must be held at the time and date that all notices have indicated. The location must be where the lien was acquired or if that place is unsuitable, at the nearest suitable place.

The lien claimant may satisfy their lien from the proceeds of the sale, including reasonable charges of notice, advertisement and sale. The balance, if any of the proceeds must be delivered, on demand to the registered and/or legal owner.

## Submitting Lien Sale Documents

### NAC 108.110

The Lien Sale Affidavit and the other lien documents must be submitted to the Department within thirty-days from the date of the sale of the vehicle. The title fees must also be submitted with the Lien Sale Affidavit and other lien sale documents, the standard title fee is \$21, which includes a Technology fee plus an \$8.25 processing fee. The salvage title fee is \$11, which includes a Technology fee. When a licensed Nevada wrecker purchases the vehicle, give the lien packet to the wrecker. The wrecker will submit the lien sale packet to obtain a title at a later time.

#### Submit Lien Sale Affidavit and other lien documents to:

Department of Motor Vehicles  
Central Services and Records Division  
Titles Section  
555 Wright Way  
Carson City, Nevada 89711

## Collecting Sales Tax

### NAC 108.110

Lien claimants must collect sales tax for the lien sale of a vehicle. For more information regarding sales tax, contact the Department of Taxation at 775/684-2000.

## Lien Sale Affidavit

### Instructions for Completing Lien Sale Affidavit (VP-147)

#### Front of the form revised 6/2011

1. Select the appropriate type of ownership document that is being requested by marking the box.  
**NOTE:** Title fee is \$29.25, which includes a Technology fee. The salvage title fee is \$11, which also includes a Technology fee. A licensed Nevada wreckers Salvage Title fee is \$0.
2. Enter the full legal name of the business representative who is completing the affidavit.
3. Enter the name of the business.
4. Enter the DMV Business License number if your business is licensed or registered with DMV. If you do not hold a DMV business license, enter your Federal Employer Identification number (FEIN).
5. Enter the business address.
6. Enter the date the business physically acquired the vehicle.

7. Enter the name of the person, who authorized the services that initiated the lien process, this also includes law enforcement.
8. Enter the vehicle identification number.
9. Enter the vehicle description including year, make, model, body type and number of cylinders.
10. Enter the registered owners name and address.
11. Enter the registered owners address.
12. Enter the legal owners name
13. Enter the legal owners address.
14. Select what the charges are assessed for by marking the box in front of the type of lien.
15. Enter the total of all charges that have incurred.
16. Enter the date the vehicle was sold.
17. Enter the amount the vehicle was sold for.
18. Enter the amount of sales tax collected.
19. Enter the title fee.
20. Enter the total purchase price.
21. Enter the purchaser's full legal name.
22. Select and/or if the registration and title is in more than one name, the appropriate box must be marked to indicate "and" or or."
23. Enter Nevada Driver's License, Identification Card Number, or FEIN for businesses: Enter the number from the appropriate document. If the customer is not a business and does not have a Nevada Driver's License or Identification Card, write "None" on this line.
24. Enter second purchaser's full legal name (if applicable).
25. Enter Nevada Driver's License, Identification Card Number, or FEIN for businesses: Enter the number from the appropriate document. If the customer is not a business and does not have a Nevada Driver's License or Identification Card, write "None" on this line.
26. Enter the purchaser's physical address.
27. Enter the purchaser's mailing address.
28. Enter the new lienholder's name. If there is no lienholder, write "None" on the Lienholder Name line.
29. Enter the lienholder's Nevada Electronic Lien Title number (ELT number).
30. Enter the new lienholder's address.



555 Wright Way  
 Carson City, NV 89711-0700  
 Reno/Sparks/Carson City (775) 684-4DMV (4368)  
 Las Vegas area (702) 486-4DMV (4368)  
 Rural Nevada or Out of State (877) 368-7828  
[www.dmvnv.com](http://www.dmvnv.com)

**LIEN SALE AFFIDAVIT**

Type of Ownership Document Requested (Please select one title type)

Title  Salvage Title

Please Print or Type

I, \_\_\_\_\_ on behalf of \_\_\_\_\_  
Full Legal Name of Business Representative Business Name

Nevada DMV Business License or Registration Number \_\_\_\_\_

Business Address \_\_\_\_\_  
Address City State Zip Code

Certify that on the \_\_\_\_\_ day of \_\_\_\_\_, 20\_\_\_\_, one \_\_\_\_\_  
Name of who authorized the service from the business above

left with him/her the vehicle described as follows:

Vehicle Identification Number

Year \_\_\_\_\_ Make \_\_\_\_\_ Model \_\_\_\_\_ Body Type \_\_\_\_\_ Cylinders \_\_\_\_\_

Registered Owner(s) \_\_\_\_\_  
First Middle Last

Physical Address \_\_\_\_\_  
Address City State Zip Code

Legal Owner \_\_\_\_\_

Address \_\_\_\_\_  
Address City State Zip Code

The charges assessed are for (check all appropriate boxes):

Towing  Storage  Repair  Accessories or Supplies, totaling the sum of \$ \_\_\_\_\_

and was not paid after due notice and demand was given and made pursuant to the provisions of NRS 108.270 through 108.360. Therefore on the \_\_\_\_\_ day of \_\_\_\_\_, 20\_\_\_\_, the vehicle was sold pursuant to the provision of said law, at public auction for the sum of \$ \_\_\_\_\_, Nevada Sales Tax Collected \$ \_\_\_\_\_,

Nevada title and title processing fee \$ \_\_\_\_\_, therefore, the Total Purchase Price of \$ \_\_\_\_\_.

(If purchaser is a licensed wrecker in the state of Nevada, do not collect title fee. Provide the lien sale packet to the licensed wrecker.)

Purchaser's Full Legal Name \_\_\_\_\_  and  or

Nevada Driver's License, ID Card Number, Date of Birth, or FEIN for businesses \_\_\_\_\_  
(If no Nevada Driver's License or ID Card Number, write "NONE")

Purchaser's Full Legal Name \_\_\_\_\_

Nevada Driver's License, ID Card Number, Date of Birth, or FEIN for businesses \_\_\_\_\_  
(If no Nevada Driver's License or ID Card Number, write "NONE")

Physical Address \_\_\_\_\_  
Address City State Zip Code

Mailing Address \_\_\_\_\_  
Address City State Zip Code

Lienholder Name \_\_\_\_\_  
(If no lienholder, write "NONE") NV SLT # \_\_\_\_\_

Address \_\_\_\_\_  
Address City State Zip Code

## **Instructions for Completing Lien Sale Affidavit VP-147**

### **Back of the form revised 6/2011**

1. Enter the odometer reading; do not include tenths of a mile.
2. Mark the appropriate box, which describes the odometer reading.
3. Select any condition that may be applicable to the vehicle.  

Note: If the vehicle has been Rebuilt a Certificate of Inspection / Affidavit of Vehicle Construction form (VP-64) must accompany the Lien Sale Affidavit.

If the vehicle is Non-Repairable, the vehicle may only be sold to a licensed Nevada Automobile Wrecker.
4. If none of the conditions listed apply to the vehicle, select the affirmation.
5. Select the box indicating whether the vehicle was registered or was not registered. If the vehicle was registered (currently or expired), enter the license plate number, expiration date, and state the vehicle was registered. If the license plate number or expiration date is unavailable, write "None" on the corresponding line.
6. Enter the date the certified letter was mailed.
7. Enter the first day the notice was published in the newspaper.
8. Enter the name of the newspaper.
9. Enter the address of the newspaper
10. Enter the date of the public auction.
11. Enter the full legal name of lien claimant,
12. Enter the lien claimant's signature
13. Enter the date lien claimant signed affidavit.
14. To be completed either by a notary public or an authorized Nevada DMV representative.

LIEN CLAIMANT'S CERTIFICATION

Federal law requires that you state the mileage upon transfer of ownership. Failure to complete or provide a false statement may result in fines and/or imprisonment. This vehicle was an involuntary transfer; at the time of sale the odometer reading: Odometer Reading (as shown on apparatus) \_\_\_\_\_ NO TENTHS

- 1. The mileage stated is in excess of its mechanical limits.
2. The odometer reading is not the actual mileage. WARNING - ODOMETER DISCREPANCY
3. Exempt - Model year over 9 years old.

To the best of my knowledge, at the time of lien sale this vehicle is (select any that may apply)
Salvage Flood Damaged Total Loss Rebuilt Non-Repairable (Non-Repairable vehicles may only be sold to licensed automobile wreckers.)

I have inspected the vehicle herein described and to the best of my knowledge and information do hereby certify and affirm the vehicle is NOT a Salvage, Flood Damaged, Total Loss, previously Rebuilt or Non-Repairable vehicle.

The vehicle Was registered (current or expired) and the license plate number is \_\_\_\_\_
Expiration date \_\_\_\_\_ State \_\_\_\_\_
Or Was not registered.

Date of Certified Mailing; \_\_\_\_\_ day of \_\_\_\_\_ 20\_\_\_\_\_.

\*First Date of Newspaper Publication; \_\_\_\_\_ day of \_\_\_\_\_ 20\_\_\_\_\_.

Name of Newspaper \_\_\_\_\_

Address \_\_\_\_\_
Address City State Zip Code

Public Auction Date; \_\_\_\_\_ day of \_\_\_\_\_ 20\_\_\_\_\_.

I hereby certify and affirm that all provisions of NRS 108.270 through 108.360 and 487.250 have been complied with, and make this affidavit for the purpose of satisfying the Nevada Department of Motor Vehicles that a Registration Certificate and/or Certificate of Title for the described vehicle should be issued to the purchaser upon the facts stated herein. I also hereby release, discharge and agree to hold harmless the Nevada Department of Motor Vehicles of and from any and all liability to anyone whomsoever which may arise by reason of any contest of the validity of the lien herein referred to, or the validity of the sale under said lien, or failure of Lien Claimant to satisfy lien in the manner prescribed in NRS and NAC 108.

Printed Full Legal Name of Lien Claimant \_\_\_\_\_

State of Nevada, County of \_\_\_\_\_

Subscribed and sworn to before me on \_\_\_\_\_ Date By \_\_\_\_\_ Signature of Lien Claimant

Notary Public or Authorized Nevada DMV Representative Notary Stamp

Signatures must be originals. Photocopies are not acceptable. Changes may not be made to this form once it is signed and witnessed.

NOTE: This document must be accompanied with a completed Vehicle Inspection Certificate (Form VP-15). If the lien claimant is actively licensed through the department a completed Vehicle Inspection Certificate (Form VP-15) is not required.

Definition of Types of Liens

- Abandoned Vehicle means at the direction of any peace officer or with the release of a property owner who orders the towing or storage of any vehicle
Keeper of a Trailer Park means a mobile home park, mobile home lot or other land for rental of spaces for trailers, mobile homes or manufactured homes
Mechanics means a garage or place for the maintenance or repair of motor vehicles, motorcycles, motor equipment, or trailers, including the operator of a salvage pool
Storage means the sum due for the storing, maintaining, or keeping of the motor vehicle, motorcycle, motor equipment, or trailer
Tow means the sum due for the towing and storing of the motor vehicle, motorcycle, motor equipment, or trailer.

\*Not required for abandoned vehicle with an appraised value under \$500

## **Lien Sale Registration Certification (VP-201)**

The Lien Sale Registration Certification (VP-201) must be completed and given to the purchaser of the vehicle to allow them to register the vehicle. The vehicle may not be driven without a permit or vehicle registration. This form is not required when the purchaser is a licensed Nevada Wrecker.

In Clark and Washoe Counties, inform the purchaser the vehicle may not be registered until the vehicle obtains a passing emission test.

### **Instructions for Completing Lien Sale Registration Certification VP-201**

1. Enter the full legal name of the business representative who completed the affidavit.
2. Enter the name of the business.
3. Enter the business address.
4. Enter the business's FEIN.
5. Enter the signature and date the business representative signed this certificate.
6. Enter the vehicle description including year, make, model, body type and number of cylinders.
7. Enter the vehicle identification number.
8. Enter the odometer reading; do not include tenths of miles.
9. Enter the purchaser's full legal name.
10. Select and/or if the registration and title is in more than one name, the appropriate box must be marked to indicate "and" or "or."
11. Enter Nevada Driver's License, Identification Card Number, or FEIN for businesses and telephone number. If the customer is not a business and does not have a Nevada Driver's License or Identification Card, write "None" on this line
12. Enter the purchaser's physical address.



555 Wright Way  
 Carson City, NV 89711  
 Reno/Sparks/Carson City (775) 684-4DMV (4368)  
 Las Vegas area (702) 486-4DMV (4368)  
 Rural Nevada or Out of State (877) 368-7828  
[www.dmvnv.com](http://www.dmvnv.com)

**LIEN SALE REGISTRATION CERTIFICATION**  
 FOR VEHICLE REGISTRATION ONLY

This document must be used by the Lien Claimant to allow the purchaser of a vehicle to register the vehicle sold at public auction pursuant to Nevada Revised Statute (NRS) and Nevada Administrative Code (NAC) Chapter 108.  
 Please Print or Type

I, \_\_\_\_\_ on behalf of \_\_\_\_\_  
Name of Lien Claimant Name of Business

Business Address \_\_\_\_\_ FEIN \_\_\_\_\_  
Address City State Zip Code

Signature \_\_\_\_\_ Date \_\_\_\_\_

certify under penalty of perjury that I have complied with all provisions of NRS 108 and NAC 108, and have sold the described vehicle at public auction.

Year \_\_\_\_\_ Make \_\_\_\_\_ Model \_\_\_\_\_ Body Type \_\_\_\_\_ Cylinders \_\_\_\_\_

Vehicle Identification Number

Odometer Reading (as shown on apparatus) \_\_\_\_\_ **NO TENTHS**

**NOTE:** This vehicle cannot be operated without a certificate of registration or temporary movement permit and Nevada evidence of insurance in the name of the registered owner. To register this vehicle or obtain a temporary movement permit, please present this form to any full service branch of the Nevada Department of Motor Vehicles immediately after purchase. Clark and Washoe County residents may also require a Certificate of Compliance for Emission Control to register the vehicle.

Purchaser's Full Legal Name \_\_\_\_\_ and \_\_\_\_\_ or \_\_\_\_\_  
First Middle Last

NV Driver's License, ID Card Number or FEIN for Businesses \_\_\_\_\_ Telephone Number \_\_\_\_\_

Physical Address \_\_\_\_\_  
Address City State Zip Code

Mailing Address \_\_\_\_\_  
Address City State Zip Code

Purchaser's Full Legal Name \_\_\_\_\_  
First Middle Last

Nevada Driver's License, ID Card Number, Date of Birth, or FEIN for Businesses \_\_\_\_\_ Telephone Number \_\_\_\_\_

Physical Address \_\_\_\_\_  
Address City State Zip Code

Mailing Address \_\_\_\_\_  
Address City State Zip Code

Purchase Price \$ \_\_\_\_\_ Date of Sale \_\_\_\_\_  
 Nevada Sales Tax Collected \$ \_\_\_\_\_  
 Nevada Title and Title Processing Fee \$ \_\_\_\_\_  
 Total Purchase Price \$ \_\_\_\_\_

I, the Lien Claimant, will forward the Lien Sale Affidavit (VP-147), together with title fees collected pursuant to NRS 482.429, and other required documents to the Department of Motor Vehicles, Central Services and Records Division, Title Section within thirty days from the date of the sale of the above vehicle.

Lien Claimant's Signature \_\_\_\_\_ Date \_\_\_\_\_

**This document is void if altered in any way**  
**THIS IS NOT AN OWNERSHIP DOCUMENT**  
**OR AUTHORITY TO OPERATE THE VEHICLE**

VP-201 (6/2011)



## **Requests for Extension of Time for Submitting Lien Sale Documents**

If a lien claimant is unable to submit the Lien Sale Affidavit and title documents to the Department within the statutory time frame, the lien claimant may request an extension of time.

Extension requests must be submitted within the statutory time frame required for submission of the Lien Sale Affidavit:

- Thirty Days from the date of sale.

A request for an extension must be submitted to an Occupational and Business Licensing office on a Lien Sale Extension Request (Form OBL-316). The request must explain why the lien claimant is unable to submit the required documents within the regulatory time frame. The lien claimant must sign the form. A photocopy of the Lien Sale Affidavit must accompany the request. Refer to NAC 108.120.

An extension should be requested only when absolutely necessary and will be granted on an exception only basis. Lien claimants are required, by regulation, to send title documentation to the Department within the required time frame and may be subject to an audit, administrative fine or administrative action against their business for failure to comply.

The Lien Sale Extension Request OBL-316 indicating approval or denial will be mailed to the lien claimant. If the request is denied, the reason will be marked on the extension form.

## **Authority to Recover Claim Not Paid By Sale**

The remedy for enforcing the lien provided in NRS 108 does not preclude any other remedies allowed by law for the enforcement of a lien against personal property nor bar the right to recover so much of the lienholder's claim as is not paid by the proceeds of the sale of the property.

## **Validity May Be Contested**

### **NRS 108.350**

Nothing contained in NRS 108.270 to 108.360 precludes the owner or any other person having an interest or equity in the property, from contesting the validity of the lien. Upon receipt of the filing of a court document showing an interested party has contested a lien the Department will place a "flag" on the vehicle record to prevent transfer until the court determines the legal owner.

# **SECTION VI – RECORDS SECTION**

## Accessing Motor Vehicle Registration / Title Information

The Department of Motor Vehicles is authorized to maintain an information reporting service for driver's license and vehicle registration and title records.

The Department's Central Services and Records Division, Records Section in Carson City is the only office authorized to release records.

To request records, an Application for Individual Record Information (Form IR-002) and Affidavit (Form IR-003) must be completed and submitted to the Department. The request must also document the requestor's legal right to the information. The application, affidavit, any supporting documentation and fees will be processed by the Records Section in Carson City.

If a firm or company wishes to have an account with the Department, an Application for Records Service (Form IR-001) and an Affidavit (Form IR-003) must be completed, signed, notarized and submitted to the Department. A copy of the current business license and/or private investigator's license must be submitted with the application and affidavit. The Department may request additional supporting documents.

- When the account is established, the applicant will be formally notified by letter.
- The notification will include the account number.
- Monthly-itemized statements will be sent to each account holder indicating services rendered by the Department for the previous month.
- Payments in full are due within 21 days from the date of the statement.
- Inquiries will not be processed without the account number and verification the requestor is an authorized user on the account.

Nevada law prohibits the release of license plate numbers or social security numbers.

For further information or forms visit our web site at [www.dmvnv.com](http://www.dmvnv.com) or contact us at:

Nevada Department of Motor Vehicles  
Central Services & Records Division  
Records Section  
555 Wright Way  
Carson City, NV 89711-0250  
(775) 684-4590



# Application for Individual Record Information Affidavit



Central Services Records Section  
555 Wright Way  
Carson City, Nevada 89711-0250  
(775) 684-4590  
[www.dmvnv.com](http://www.dmvnv.com)

State of \_\_\_\_\_

## AFFIDAVIT

County of \_\_\_\_\_

Being first duly sworn under penalty of perjury I hereby state:

- (a) I submit I have been duly authorized to represent myself or organization(s) for which I enter into this binding agreement. Subsequently I have read, fully understand and agree to abide by the laws and regulations now in effect and hereinafter enacted or adopted regarding the manner in which personal information from the Department of Motor Vehicles driver's license, registration files and records may be obtained and the limited uses which are permitted;
- (b) I understand that any sale or disclosure of information so obtained must be in accordance with the provisions of this section. Specifically, that I must keep records of such sale or disclosure for five years for Department inspection, and that such sale or disclosure may only be for a use permitted under law;
- (c) I understand that a record will be maintained by the Department of any information which I request;
- (d) I understand that a violation of the provisions of NRS 481.063 and NRS 485.316 is a criminal offense. Specifically, that it is unlawful to make a false representation to obtain any information from the Department, or to knowingly obtain or disclose any information from the files or records of the Department for any use not permitted by the provisions of this chapter.
- (e) I understand that I and the organization(s) I represent shall keep all data, information, reports, tests, manuals, instructions, plans, system designs, computer codes, and any documents or drawings that are related to infrastructure security received from the State of Nevada, Department of Motor Vehicles ("Department"), or created by the agency as necessary to render performance under this Agreement, strictly confidential. Except for the sharing of information among law enforcement agencies for law enforcement purposes under NRS 481.063 Section 6, I agree that I will not disclose any of the items as referenced in this subsection to a person who is not a party to this agreement absent the express written consent of the Department. I further understand and agree that the Department may be required to disclose, in certain instances, some of the above items in compliance with Nevada Public Records Law, and these instances do not change my or my organization's obligations to maintain confidentiality as set out above. The confidential items, as set out above, specifically include, but are not limited to, the following items:
  - 1) Information regarding defense in-depth strategies, Information Security Policies, Information Security Plans, Intrusion Protection / Prevention systems, access control measures, network and/or systems architecture, security passwords, security access codes, and security programs; access codes for software applications; and security procedures, processes, and recovery plans.
  - 2) Specific data collected in preparation of connection to the Department's infrastructure or information essential to the Department's information security.
  - 3) Security testing results, especially if the results identify specific system vulnerabilities.

I also agree and understand that this confidentiality provision's purpose is to prevent public disclosure that may have an impact on public safety or security, including but not limited to, security of personally identifiable (PII) information. In addition to any other indemnification agreements contained in this Affidavit, I further agree to indemnify, hold harmless, and defend the Department from and against all liability, claims, actions, damages, losses, and expenses, including, without limitation, reasonable attorneys' fees and costs, based on the agencies release of the aforementioned items. If I must disclose some of the above items to a third party, I shall obtain the written consent of the Department and the third party must agree, in writing, to the terms of this provision. The terms of this provision shall survive the completion of performance under this Agreement and/or the termination of this Agreement.

I attest to the fact that I am an authorized representative for myself or of the requesting organization. I declare under penalty of perjury that the foregoing is true and correct. **Signatures must be original. Photocopies are not acceptable.**

DATED this \_\_\_\_\_ day of \_\_\_\_\_, (20 \_\_)

\_\_\_\_\_  
Signature of Applicant Printed Name and Title (if applicable) of Applicant

Signed and sworn to before me this \_\_\_\_\_ day of \_\_\_\_\_, (20 \_\_)

By \_\_\_\_\_

\_\_\_\_\_  
NOTARY Public or Authorized Nevada DMV Representative (Notary Seal)

## Records Section Fee Schedule



Central Services Records Section  
555 Wright Way  
Carson City, Nevada 89711-0250  
(775) 684-4590  
[www.dmvnv.com](http://www.dmvnv.com)

### GUIDELINES AND FEES FOR RECORD INQUIRIES

This guide is for the most effective use of Nevada records facilities. If you provide us with certain basic information, a record search can be accomplished in a very short period of time.

Identifiers for driver's license inquiries are:

Driver's License Number  
Social Security Number  
Name, Date of Birth and address

Identifiers for registration/title inquiries are:

Vehicle Identification Number (VIN)  
Registered Owner's Name and address

PLEASE DO NOT SEND CASH

- D1 DRIVER LICENSE INFORMATION – provides information shown on the front of the driver's license. Fee: \$5.00 + \$1.00 technology fee = total of \$6.00
- D2 DRIVER RECORD INFORMATION – provides information shown on the front of the driver's license and convictions for the past three or ten years. Fee: \$7.00 + \$1.00 technology fee = total of \$8.00
- D3 DRIVER LICENSE CLEARANCE LETTER – states Nevada record is clear to obtain a driver's license in other states. Fee: \$6.00 + \$1.00 technology fee = total of \$7.00  
NO MATCH CLEARANCE LETTER – states Nevada does not have a match for a driver's license. Fee: \$6.00 + \$1.00 technology fee = total of \$7.00
- V1 VEHICLE REGISTRATION INFORMATION – provides the year, make, model, expiration date and registered owner's name and address. Fee: \$5.00 + \$1.00 technology fee = total of \$6.00
- V2 VEHICLE TITLE INFORMATION – provides owner(s) name and address, and/or lienholder(s), name and address, title number, and date title was created. Fee: \$5.00 + \$1.00 technology fee = total of \$6.00
- V3 (a) REGISTRATION HISTORY Fee: \$7.00 + \$1.00 technology fee = total of \$8.00
- V3 (b) TITLE HISTORY – Fee: \$7.00 + \$1.00 technology fee plus any additional research (S3) \$3.00 per page (includes front & back) + \$1.00 technology fee (not per copy).
- S2 CERTIFICATION OF DOCUMENTS Fee: \$4.00 + \$1.00 technology fee = total of \$5.00
- S3 RESEARCH FEE: \$3.00 per page includes front and back + \$1.00 technology fee per transaction (not per page) .
- S4 TITLE VERIFICATION LETTER – states no Nevada title has been issued to a specific vehicle. Fee: \$7.00 + \$1.00 technology fee = total of \$8.00
- INSURANCE INFORMATION - provides current insurance information on file. Fee: \$5.00 + \$1.00 technology fee = total of \$6.00
- HANDICAP PLACARD INFORMATION – provides placard issuance information. Fee: \$5.00 + \$1.00 technology fee = total of \$6.00
- ORIGINAL ISSUE DATE – Date driver's license was originally issued (includes drive history). Fee: \$10.00 + \$1.00 transaction fee for history and \$1.00 transaction fee for letter = total of \$12.00

Note: A \$1.00 Technology fee has been added to each transaction as of July 1st 2015.

### V1—VEHICLE REGISTRATION INFORMATION

This information is limited to the current registration records, including the year, make, expiration date, vehicle identification number and registered owner's name and address. To request this information, the following must be supplied:

A completed application, affidavit and any supporting documents that the Department may require must accompany a request unless you have established an account with the Records Unit.

### V2—VEHICLE TITLE INFORMATION

This information is limited to the current Nevada title records, including the name of the registered owner on the title, the name and address of the lienholder and the date the title was created. To request this information, the following must be supplied:

A completed application, affidavit and any supporting documents that the Department may require must accompany a request unless you have established an account with the Records Unit.

### V3—VEHICLE HISTORY

Upon request, research can be done to determine the first and subsequent registrations of the vehicle in Nevada, the documents used to register the vehicle or the documents used to title the vehicle, etc.

Customers maintaining accounts with the Department may request records by telephone at (775) 684-4590, or toll-free within Nevada at 1-800-992-7945. By fax at (775) 684-4899 or by mail at:

Department of Motor Vehicles  
Central Services Records Division  
555 Wright Way  
Carson City, Nevada 89711-0250

# **SECTION VII – GLOSSARY / INDEX**



## Glossary

*Abandoned Vehicle* (NRS 487.210) as used in NRS 487.220 to 487.300, inclusive, unless the context otherwise requires, “*abandoned vehicle*” means a vehicle: 1. That the owner has discarded; or 2. Which has not been reclaimed by the registered owner or a person having a security interest in the vehicle within 15 days after notification pursuant to NRS 487.250.

*Appraised Value* means the estimated monetary value of a vehicle based on the condition of the vehicle utilizing publications that are common in the industry. A State of Nevada Vehicle Appraiser or an authorized representative appraises vehicles.

*Appraiser* (NRS 374.112) means an authorized employee of the Department of Motor Vehicles, a county assessor or his employee as an agent of the Department of Motor Vehicles, a person licensed by the Department of Motor Vehicles as a dealer or an independent *appraiser* authorized by the Department of Motor Vehicles.

*Assigned VIN* (Vehicle Identification Number) means a unique vehicle identification number (VIN) assigned by a DMV inspector or authorized representative when a vehicle is homemade or when the original VIN has been destroyed or obliterated.

*Authorization for Vehicle Restoration* (Form VP-209) (NRS 487.480) means a form provided by the Department that authorizes the restoration of a vehicle that is five years old or newer, pursuant to subsection 2 of NRS 482.553.

*Authorized inspection station* (NRS 445B.710) means a station licensed by the Department of Motor Vehicles for inspecting motor vehicles and devices for the control of pollution for compliance with this chapter or any applicable federal regulation or regulation of the Commission.

*Authorized Representative* means a person authorized by a principal of a Department Business Licensee to conduct business with the Department on behalf of the licensee. Some *authorized representatives* may be limited to only have authority to conduct certain types of transactions.

*Authorized Station* (NRS 445B.720) means a station licensed by the department of motor vehicles for inspecting motor vehicles and devices for the control of pollution

*Bill of Sale* means a document that releases interest in a vehicle. A Certificate of Title or other ownership documents must accompany a *Bill of Sale*. The *Bill of Sale* must also include a complete vehicle description.

*Certificate of Inspection* (Form VP-15) means a form provided by the Department and when completed shows evidence that, a vehicle inspection was completed by a DMV

inspector or an authorized representative (including law enforcement) to verify the vehicle identification number.

*Certificate of Inspection/Affidavit of Construction for Rebuilt, Reconstructed, or Specially Constructed Vehicle* (Form VP-64) is a form provided by the Department for the purpose of certifying, before a vehicle is issued a title; that:

- (1) A vehicle has had a proper safety inspection by a Nevada Registered Garage or Licensed Nevada Body Shop.
- (2) A Nevada Registered Garage or Licensed Nevada Body Shop has attested to the mechanical fitness of a vehicle.
- (3) An applicant declares where the parts came from on a rebuilt vehicle.

*Certificate of Inspection and Affidavit of Construction for a Homemade or Assembled Trailer* (Form VP-223) means a form provided by the Department for the purpose of certifying a trailer is equipped with all required safety items and is fit to be on public roads before a title is issued; that:

- (1) A trailer has had a proper safety inspection by a Nevada DMV Representative.
- (2) An applicant declares where the parts came from to construct the trailer.

*Certificate of Title* (Form RD-2) means a document provided by the Department that contains the information required by subsection 2 of NRS 482.245. This document is commonly referred to as a *certificate of title* or ownership.

*Component Part* means each part contained in or upon a vehicle, including but not limited to the engine or motor; the transmission or transaxle; the chassis, frame or load bearing major structural equivalent thereof; any door, hood deck lid, hatch or tailgate; any bumper; any fender or quarter panel; a cowl or firewall; a cargo compartment or passenger compartment floor or floor panel; and any motorcycle frame, front fork or crank case.

*Crush* means the compression, destruction or deformation of a vehicle.

*Currently Registered* means, for the purpose of issuing a junk certificate, a vehicle which has record of an un-expired registration in any jurisdiction. For the purpose of research it means a record of registration or ownership, expired or un-expired, in any researched jurisdiction.

*Department* means the Nevada Department of Motor Vehicles.

*Destroy* means the destruction or demolition of the vehicle beyond the point of repair or renewal.

*Discard* has the same meaning as 'abandoned vehicle' as found in NRS 487.210.

*Dismantle* means the removal of component parts from a vehicle for the purpose of monetary gain.

*Electronic Lien Title (ELT)* means a title that is processed and an electronic file is sent to the lienholder as notification in place of a printed title.

*“Electronic Mail”* (NRS 108.476) means an electronic message executable program or computer file which contains an image of a message that is transmitted between two or more computers or electronic terminals, or within or between computer networks and from which a confirmation of receipt is received.

*Flood Damaged* (NRS 487.740) means a motor vehicle which:

- (1) Has been submerged in water to a point that the level of the water is higher than the door sill of the vehicle and the water has entered the passenger, trunk or engine compartment of the vehicle and has come into contact with the electrical system of the vehicle; or
- (2) Has been acquired by an insurance company or retained by its owner or any other person as part of the total loss settlement resulting from water damage.

*Inoperable Vehicle* means vehicle which has been wrecked, destroyed or otherwise damaged to such an extent that the owner, leasing company, financial institution or the insurance company that insured the vehicle considers it uneconomical to repair the vehicle; and because of that wreckage, destruction or other damage, which is not repaired by or for the person who owned the vehicle at the time of the event resulting in the damage.

*Junk Certificate* (NRS 482.260) means a certificate issued by the Department that provides prima facie evidence of ownership and authorizes the disposal of a junk vehicle.

*Junk Vehicle* means a vehicle, including component parts which has been discarded or abandoned; has been ruined, wrecked, dismantled or rendered inoperative; is unfit for further use in accordance with the original purpose for which it was constructed; is not currently registered with the Department or has not been reclaimed by the registered owner or a person having a security interest in the vehicle within 15 days after notification pursuant to NRS 487.250; has value principally as scrap which does not exceed \$200.00.

*Legal Owner* means *legal owner* or lienholder who is a person (partnership, LLC or corporation) who holds a security interest in a vehicle and whose name appears on the certificate of title as *legal owner*.

*Lien claimant* (NAC 108.030) means any person who is entitled to a lien pursuant to [NRS 108.270](#) and who meets any of the following definitions:

1. An automobile wrecker as defined in [NAC 487.010](#);
2. A body shop as defined in [NRS 487.600](#);
3. A dealer as defined in [NRS 482.020](#);
4. A garage as defined in [NRS 487.540](#);
5. A salvage pool as defined in [NRS 487.400](#); or

6. An operator of a tow car as defined in [NAC 706.4024](#).

*Lienholder* (NRS 482.055) means a person who holds a security interest in a vehicle and whose name appears on the certificate of title as legal owner.

*Lien Sale* means the sale of a vehicle by auction pursuant to NRS 108.310 to satisfy a lien resulting from the storage, maintenance, keeping or repair of motor vehicles, including the operator of a salvage pool, as provided in NRS 108.270.

*Manufacturer* (NRS 482.060) means every person engaged in the business of manufacturing motor vehicles, trailers or semitrailers.

*Mileage* (49 C.F.R. 580.3) means actual distance that a vehicle has traveled.

*Mini motor home* (NRS 482.066) means a vehicular-type unit designed for temporary living quarters for travel, camping or recreational use which is a structure attached permanently on a self-propelled chassis or a portable unit designed to be affixed permanently to a truck chassis with cab, which is designed as a *mini motor home* by the manufacturer.

*Motor home* (NRS 482.071) means a structure attached permanently to a self-propelled motor vehicle chassis, designed as a temporary dwelling for travel, recreational or camping use and when assembled for the road, having a maximum body width of 102 inches.

*Motor truck* (NRS 482.073) means a motor vehicle designed, used or maintained primarily for the transportation of property.

*Motor Vehicle* (NRS 482.075) means every vehicle as defined in NRS 482.135, which is self-propelled.

*Non-Rebuildable* means a motor vehicle that cannot be rebuilt.

*Non-Repairable Vehicle* (NRS 487.760) means a motor vehicle other than an abandoned vehicle, as defined in NRS 487.210, that:

- (1) Has value only as a source of parts or scrap metal;
- (2) Has been designated by its owner for dismantling as a source of parts or scrap metal;
- (3) Has been stripped of all body panels, doors, hatches, substantially all interior components and substantially all grill and light assemblies; or
- (4) Has been burned, destroyed or otherwise damaged to such an extent that it cannot be returned to a condition which is legal for operation on the highways of this state.

*Non-Repairable Vehicle Certificate* (RD-2NR) means a certificate printed on secure paper using the same standard format as used on a title.

*Non-U.S. Vehicle* means a motor vehicle that was manufactured outside of the United States and that was not provided with a U.S. warranty commonly referred to as a “grey-market vehicle.”

*Odometer* (NRS 484.606) means an instrument for measuring and recording the total distance, which a motor vehicle travels while in operation. The term does not include any auxiliary *odometer* designed to be reset by the operator of the motor vehicle.

*Odometer Brands* means odometer brands are required for vehicles nine years old or newer. Vehicles greater than nine years old are classified “Exempt” from requirements of Title 49. *Odometer brands* may be one of the following:

- (1) The mileage stated is in excess of its mechanical limits.
- (2) The odometer reading is not the actual mileage. WARNING - ODOMETER DISCREPANCY
- (3) Exempt - Model year over 9 years old.

*Odometer Disclosure Statement* means a document or portion of a document that shows the vehicle's odometer reading and contains the seller's certification and the buyer's acknowledgment of the seller's certification that the odometer reading is correct.

*Odometer Exempt* means

- (1) A vehicle with a Gross Vehicle Weight of more than 16,000 pounds.
- (2) Vehicles not subject to registration, without an odometer or not self-propelled, such as a trailer or a vehicle that is not Street Legal.
- (3) Vehicles manufactured at least ten years before January 1 of the current calendar year, (example: vehicle transfers occurring during calendar year 2000, model year 1990 or older vehicles are exempt).
- (4) A vehicle sold directly by the manufacturer to any agency of the United States in conformity with contractual specifications.

*Out-of-State Salvage Title or Certificate* means a salvage title certificate issued by a state other than Nevada that was issued to indicate the vehicle was damaged, destroyed, wrecked or salvaged.

*Owner* (NRS 482.085) means a person who holds the legal title of a vehicle and whose name appears on the certificate of title, and any lienholder whose name appears on the certificate of title. If a vehicle is the subject of an agreement for the conditional sale or lease thereof with or without the right of purchase upon performance of the conditions stated in the agreement and with an immediate right of possession vested in the conditional vendee or lessee, or if a mortgagor of a vehicle is entitled to possession, then the conditional vendee or lessee or mortgagor shall be deemed the owner for the purpose of this chapter.

*Property* (NRS 132.285) means anything that may be the subject of ownership, and includes both real and personal property and any interest therein.

*Rebuilt Vehicle* (NRS 482.098) means a vehicle:

- That is a salvage vehicle as that term is defined in NRS 487.770, excluding a non-repairable vehicle; or
- One or more major components of which have been replaced as set forth in this subsection. For the purposes of this subsection, the requisite major components of a vehicle which must be replaced for a vehicle to be considered rebuilt are the:
  - Cowl assembly;
  - Rear clip assembly;
  - Roof assembly;
  - Floor pan assembly;
  - Conventional frame coupled with one additional major component; or
  - Complete front inner structure for a unibody.
    - The term does not include a vehicle for which the only change is the installation of a truck cab assembly.
      - For the purposes of this section, “replaced,” means the substitution or change in whole of a new, used or after-market part of a vehicle.

*Rebuilt Trailer* means a trailer where one or more major components have been replaced. On a trailer, a major component is the frame, axle or wiring harness.

*Reconstructed Trailer* means any trailer that has been assembled or constructed largely by means of essential parts, new or used, derived from other trailers or vehicles or makes of trailers or vehicles of various names, models, or types which, if originally otherwise constructed, shall have been materially altered by the removal of essential parts or by the addition or substitution of essential parts, new or used, derived from other trailers or vehicles or makes of trailers or vehicles.

*Reconstructed Vehicle* (NRS 482.100) means any vehicle which shall have been assembled or constructed largely by means of essential parts, new or used, derived from other vehicles or makes of vehicles of various names, models or types, or which, if originally otherwise constructed, shall have been materially altered by the removal of essential parts or by the addition or substitution of essential parts, new or used, derived from other vehicles or makes of vehicles.

*Registered Owner* (NRS 482.102) means a natural person, firm, corporation or association whose name appears in the files of the Department as the person to whom the vehicle is registered.

*Salvage Pool* (NRS 487.400) means a business which obtains motor vehicles from: (1) insurers and self-insurers for sale on consignment or as an agent for the insurer or self-insurer if the vehicles are acquired by the insurer or self-insurer as the result of a settlement for insurance; or (2) Licensed vehicle dealers, rebuilders, lessors or wreckers for sale on consignment.

*Salvage Title* (NAC 487.010) means a title of ownership issued by the Department to an automobile wrecker authorizing the disposal of the vehicle identified on the *salvage title*.

*Salvage Vehicle* (NRS 487.770) means a motor vehicle that at any time has been declared a total loss vehicle, flood damaged vehicle, non-repairable vehicle or had "salvage" or a similar word or designation laced on any title issued for the vehicle.

*Scrap* means a vehicle whose appraised value does not exceed \$200.00.

*Specially Constructed Trailer* means any trailer that shall not have been originally constructed under a distinctive name, make, model, or type by a generally recognized manufacturer of trailers.

*Specially Constructed Vehicle* (NRS 482.120) means any vehicle, which shall not have been originally constructed under a distinctive name, make, model or type by a generally recognized manufacturer of vehicles.

*Total Loss Vehicle* (NRS 487.790) means a motor vehicle:

- a. "Total loss vehicle" means a motor vehicle:
  - (a) Of a type which is subject to registration; and
  - (b) Which has been wrecked, destroyed or otherwise damaged to such an extent that the cost of repair is 65 percent or more of the fair market value of the vehicle immediately before it was wrecked, destroyed or otherwise damaged, except that, for the purposes of this paragraph, the cost of repair does not include the cost of:
    - (1) Painting any portion of the vehicle;
    - (2) Replacing electronic components in accordance with the specifications of the manufacturer; or
    - (3) Towing the vehicle.
- b. The term does not include:
  - (a) A nonrepairable vehicle;
  - (b) A motor vehicle which is 10 model years old or older and which, to restore the vehicle to its condition before it was wrecked, destroyed or otherwise damaged and regardless of cost, requires the replacement of only:
    - (1) The hood;
    - (2) The trunk lid;
    - (3) A fender;
    - (4) Two or fewer of the following parts or assemblies, which may be bolted or unbolted:
      - (c) Doors;
      - (d) A grill assembly;
      - (e) A bumper assembly;
      - (f) A headlight assembly; or
      - (g) A taillight assembly; or
    - (5) Any combination of subparagraph (1), (2), (3) or (4);

- (c) A motor vehicle, regardless of the age of the vehicle, for which the cost to repair the vehicle is less than 65 percent of the fair market value of the vehicle immediately before the vehicle was wrecked, destroyed or otherwise damaged, except that, for the purposes of this paragraph, the cost of repair does not include the cost of:
    - (1) Painting any portion of the vehicle;
    - (2) Replacing electronic components in accordance with the specifications of the manufacturer; or
    - (3) Towing the vehicle; or
  - (d) A motor vehicle that was stolen and subsequently recovered, if the motor vehicle:
    - (1) Has no structural damage; and
    - (2) Is missing only tires, wheels, audio or video equipment, or some combination thereof.
- c. For the purposes of this section, the model year of manufacture is calculated based on a year beginning on January 1 of the calendar year in which the damage occurs.

*Towable Tools* or equipment (NRS 484.202) means

1. All tools or equipment:
  - (a) Mounted on wheels;
  - (b) Whose body does not exceed 70 inches in width;
  - (c) Designed for towing by a motor vehicle; and
  - (d) Which is not designed or used primarily for the transportation of persons or property, but is only incidentally operated or moved upon a highway.
2. The term includes without limitation air compressors, concrete mixers, arc welders, tarpots, engine hoists, concrete pumps, plaster mixers, mortar mixers, grout pumps, portable conveyors, generators, log splitters, brush chippers, spray rigs, tree spades, scissor lifts, light towers, pumps, steam cleaners, sand blasters, welders, stump grinders, radial arm saws, sod cutters, aerators, pavement rollers, and scaffolding.

*Tow Car Operator* (NAC 706.4024) means the owner, manager, employee or agent of a company operating a tow car that holds a Certificate of Public Convenience and necessity issued by the Transportation Services Authority.

*Trailer* (NRS 482.125) means every vehicle without motive power designed to carry property or passengers wholly on its own structure and to be drawn by a motor vehicle.

*Travel Trailer* (NRS 482.127) means a portable structure mounted on wheels, constructed on a vehicular-type chassis primarily designed as temporary living quarters for recreational, camping or travel use and designed to be drawn by another vehicle and designated by the manufacturer as a travel trailer. A vehicle is not a travel trailer if, when equipped for highway use, it is more than 8 feet wide.

*Vehicle* (NRS 482.135) means every device in, upon or by which any person or property is or may be transported or drawn upon a public highway. The term does not include:



- Devices moved by human power or used exclusively upon stationary rails or tracks;
- Mobile homes or commercial coaches as defined in chapter 489 of NRS; or Electric personal assistive mobility devices.

*Vehicle Identification Number (VIN)* means the identification number or other distinguishing number or identification number or identification mark of a vehicle or part of a motor vehicle that was placed or stamped on that vehicle or part by the manufacturer pursuant to federal law or regulation, or as assigned by the Department of Motor Vehicles.

*Vehicle Inspection Certificate (Form VP-15)* means a form that must be completed following a vehicle examination by a Department inspector; a Nevada authorized agent or a law enforcement officer to verify a vehicle identification number (VIN).

*Verified mail* means any method of mailing offered by the United States Postal Service that provides evidence of mailing.

## Index

<i>Abandoned Vehicle Liens</i> .....	5
<i>Accessing Motor Vehicle Registration / Title Information</i> .....	2
<i>Acquiring Parts of Partial Vehicles</i> .....	9
<i>Acquiring Vehicles</i> .....	9
<i>Advertisement of Sale</i> .....	18
<i>Affidavit of Publication</i> .....	20
<i>Application for Individual Record Information Affidavit</i> .....	4
<i>Application for Salvage Title or Non-Repairable Vehicle Certificate</i> .....	33
<i>Appraisal Report for Abandoned Vehicle</i> .....	10
<i>Authority to Recover Claim Not Paid By Sale</i> .....	28
<i>Authorization for Vehicle Restoration</i> .....	2
<i>Bill of Sale</i> .....	3
<i>Certificate of Inspection / Affidavit of Vehicle Construction</i> .....	6
<i>Collecting Sales Tax</i> .....	21
<i>Demand for Payment</i> .....	17
<i>Determining an Entire Vehicle or Partial Vehicle</i> .....	9
<i>Electronic Lien Title (ELT)</i> .....	9
<i>Erasure Affidavit</i> .....	22

Glossary ..... 7

Guidelines ..... 2

Importance of Accuracy ..... 2

Incomplete or Incorrect Documents ..... 5

Index..... 15

Letter of Transmittal for Abandoned Junk Vehicles ..... 8

Licensing Requirements..... 6

Lien Release / Satisfaction of Lien..... 24

Lien Sale Affidavit ..... 21

Lien Sale Registration Certification..... 26

Lien Sales..... 11

Motor Homes..... 10

Nevada Certificate of Title ..... 2

Nevada Salvage Title ..... 25

Non-Repairable Vehicle Certificate..... 36

Notaries Public ..... 5

Notice of Lien Sale ..... 12

Out-of-State Salvage Certificates ..... 32

Power of Attorney..... 26

Private Property Abandoned Vehicle Release..... 3

Records Section Fee Schedule ..... 5

Requests for Extension of Time for Submitting Lien Sale Documents ..... 28

Retention of Salvage Vehicles ..... 32

Sale by Public Auction ..... 20

Salvage Title and Non-Repairable Vehicle Certificate Fees..... 3

Submitting Lien Sale Documents ..... 21

Title Fees..... 2

Towing Abandoned Vehicles ..... 2

Validity may be Contested ..... 28

Vehicle Identification Number Information ..... 3

Vehicle Inspection Certificate..... 28

Vehicle Registration / Title Information ..... 2

Vehicles Valued Over \$500..... 16

Vehicles Valued Under \$500..... 14

Verified Mailing..... 18

VIN Schematic/Description ..... 3