

Nevadans
Have...

HEALTHY NEVADANS 2010

**Personal
Health
Choices**

2004-2008
Twenty First Edition



Center for Health Information Analysis
University of Nevada, Las Vegas

Bureau of Health Statistics,
Planning and Emergency Response
Division of Health
Department of Health and Human Services
State of Nevada

Table of Contents

Foreword	i
Acknowledgments	ii
Introduction	iii
Factors to Consider in Reviewing this Report	iv
General Acute Care Hospitals	v
Specific Listing of DRG Tables by MDC	vi - vii
Discussion and Graphics: 50 Diagnostic Related Groups	1 - 100

FOREWORD

Personal Health Choices is a joint publication of the Center for Health Information Analysis (CHIA) and the Department of Health and Human Services, Nevada State Health Division, Bureau of Health Statistics, Planning and Emergency Response. The report presents Acute Care Hospital Inpatient Discharge Billing Records data for 50 common medical and surgical diagnoses by DRG (Diagnosis-Related Group) as reported by 34 of Nevada's acute care hospitals that discharged patients within the period of 2004 to 2008.

These data are available through the standard Uniform Billing form, which is utilized by hospitals to bill for their hospital charges. These data include patients who were admitted to a hospital as an inpatient, but do not include patients who were treated and released from the emergency room. It includes information about patients discharged from non-federal acute care hospitals in Nevada. These data identify billed charges, not the actual payments received by the hospital.

The data were compiled by CHIA using information from inpatient hospital billing records. This information was gathered and analyzed as part of a contractual agreement between the Department of Health and Human Services and the University under the authority granted in Section 439B of the Nevada Revised Statutes.

Personal Health Choices has been published annually since 1988 except for the 1991 and 1992 editions which were published concurrently in February 1994.

An electronic copy of this publication can be downloaded from http://www.unlv.edu/Research_Centers/chia

Bureau of Health Statistics, Planning and Emergency Response
Nevada State Health Division
4150 Technology Way, Suite 104
Carson City, NV 89706
Telephone: (775) 684-4218
1-800-992-0900, Ext. 4-4218

Personal Health Choices
Twenty First Edition, 2004-2008
Published April, 2009

PERSONAL HEALTH CHOICES: 2004-2008

ACKNOWLEDGMENTS

The following individuals are recognized for the preparation, editing and review of PERSONAL HEALTH CHOICES

University of Nevada, Las Vegas
Center for Health Information Analysis

Ronald Smith, Ph.D., Principal Investigator
Joseph Greenway, Director
Danny Chan, Software Developer

Nevada State Health Division
Bureau of Health Statistics, Planning and Emergency Response

Luana J. Ritch, Ph.D., Bureau Chief
Lynn O'Mara, MBA, Health Planning Program Manager
Alicia Chancellor Hansen, M.S., Chief Biostatistician

Nevada Department of Health and Human Resources
Division of Health Care Financing and Policy
Charles Duarte, Administrator
Janice Prentice, Management Analyst IV

Nevada State Health Division
Richard Whitley, M.S., Administrator

Department of Health and Human Services
Michael J. Willden, Director

INTRODUCTION

This twenty first edition of Personal Health Choices compares 34 of Nevada's acute care hospitals with respect to 50 common medical diagnoses and surgical procedures, defined by Diagnosis Related Groups (DRGs: see below). The definitions to all DRGs can be found on the narrative page for each DRG. Each diagnoses and procedure in this publication may be based on an individual DRG or multiple related DRGs.

THE DIAGNOSIS RELATED GROUP (DRG) SYSTEM

Diagnosis Related Group (DRG), is a classification system that is based on principal and secondary disease diagnoses, medical and surgical procedures, complications, comorbidities (coexisting conditions), age and discharge status. The DRG system is complex in its construction, and is based upon documentation in the patient's medical record. DRGs enable hospitals to recover the appropriate reimbursement for services rendered, evaluate the quality of care and assist in evaluating utilization of services. All principal diagnoses are divided into 25 exclusive categories, referred to as major diagnostic categories (MDCs). The MDCs are then further subdivided into DRGs. The DRG system's groups classify patients with similar utilization of hospital resources and length of stay patterns. Each DRG represents the average resources needed to treat patients grouped to that DRG compared to the national average of resources to treat all Medicare patients. Hospitals are reimbursed at a flat rate based on the theory that patients with similar illnesses undergoing similar procedures will require similar care. The primary outcome of the DRG system is that the more efficiently a hospital delivers care, the greater its operating margin will be.

INFORMATION LEVEL

Personal Health Choices is intended as a source of information regarding the billed charges of acute care hospitals in Nevada, and should not be construed as a definitive guide for selecting a hospital in order to receive inpatient medical care. The financial information in this report is based on billed charges rather than the amount actually collected on discharged patients per DRG. Billed charges and collected charges can differ significantly. This report provides the reader information about one component of healthcare pricing - inpatient hospitalization. Hospital outpatient services as well as professional physician and other non-hospital inpatient ancillary healthcare services are not covered in this report.

CREDIT DUE: Google Web was extensively used to obtain definitions for medical terms. This can be accessed by typing, 'define: term' in the Google search box.

FACTORS TO CONSIDER IN REVIEWING THIS REPORT

The information provided in this report is formatted so as to present narrative and tabular data on the first page and detailed tabular data on the second. This report covers a five-year trend line for DRG-related data. DRGs are sometimes broken down by age factors and/or presence of comorbidity. Comorbidity or comorbid conditions are defined as two or more coexisting medical conditions.

The first page of each selected DRG presents gender and age breakdowns of the overall hospital inpatient population, factored by the total number of discharges, average length of hospital stay and average billed charges. The age categories consist of 0-17, 18-35, 36-49, 50-64, and 65+. These age categories were selected to best illustrate the impact of the disease diagnoses and medical and surgical procedures on the populations affected. The narrative information on the first page for each DRG is based on the available data and may contain information on specific diagnoses and surgical procedures involved in the treatment of the patient. These diagnoses and procedures may not always be directly related to the primary ailment. The second page examines specific hospitals in Clark, Washoe and the Rural counties. with regard to total discharges, average length of stays, and average billed charges.

It should be noted that, when comparing hospitals as to average length of stay and billed charges, information based on small numbers of cases cannot provide a reliable statistical base upon which information can reflect a given hospital's experience. Further, physician charges (including those of surgeons) are normally separate from hospital charges, except in rural areas where some physician services -- such as radiology, anesthesia, and laboratory tests -- may be included in the hospital charges.

Beginning October 1, 2007 the DRG numbering was changed. In order to do a clean crosswalk between the old number system and the new, this edition of Choices uses multiple, related DRGs on many of the pages. In order to crosswalk the two sets of DRGs, at times, age and severity measures were removed.

HOSPITAL NAME CHANGES

Incline Village was previously known as Tahoe Hospital, then Tahoe Forest

Northeastern was previously known as Elko General

North Vista was previously known as Lake Mead

Renown Regional was previously known as Washoe Medical

Renown South Meadows was previously known as Washoe Village, then Washoe South Meadows

GENERAL ACUTE CARE HOSPITALS

Hospital Name	Address	Phone	Beds	County
Battle Mountain General Hospital	535 Humboldt St., Battle Mountain, NV 89820	(775) 635-2550	25	Lander
Boulder City Hospital	901 Adams Blvd., Boulder City, NV 89005	(702) 293-4111	67	Clark
Carson Tahoe Regional Medical Center	1600 Medical Parkway, Carson City, NV 89703	(775) 445-8000	172	Carson
Carson Valley Medical Center	1107 Highway 395, Gardnerville, NV 89410	(775) 782-1500	23	Douglas
Centinnial Hills Hospital Medical Center	6900 N. Durango Drlve, Las Vegas, NV 89149	(702) 835-9700	171	Clark
Churchill Community Hospital	801 E. Williams Ave., Fallon, NV 89406	(775) 423-3151	40	Churchill
Desert Springs Hospital	2075 E. Flamingo Rd., Las Vegas, NV 89119	(702) 369-7610	286	Clark
Desert View Regional Medical Center	360 S. Lola Ln, Pahrump, NV 89048	(775) 751-7500	24	Nye
Grover C. Dils Medical Center	700 N. Spring St., Caliente, NV 89008	(775) 726-3171	20	Lincoln
Humboldt General Hospital	118 E. Haskell St., Winnemucca, NV 89445	(775) 623-5222	52	Humboldt
Incline Village Community Hospital	880 Alder Ave., Incline Village, NV 89451	(775) 833-4100	4	Washoe
Mesa View Regional Hospital	1299 Bertha Howe Ave., Mesquite, NV 89027	(702) 346-8040	25	Clark
Mount Grant General Hospital	1st. & A St., Hawthorne, NV 89415	(775) 945-2461	35	Mineral
Mountain View Hospital	3100 N. Tenaya Way, Las Vegas, NV 89128	(702) 255-5000	235	Clark
North Vista Hospital	1409 E. Lake Mead Blvd. North Las Vegas, NV 89030	(702) 649-7711	178	Clark
Northeastern Nevada Regional Hospital	2001 Errecart Blvd., Elko, NV 89801	(775) 738-5151	75	Elko
Northern Nevada Medical Center	2375 E. Prater Way, Sparks, NV 89434	(775) 356-4001	100	Washoe
Nye Regional Medical Center	825 Erie Main St., Tonopah, NV 89409	(775) 482-6233	44	Nye
Pershing General Hospital	855 6th. Street, Lovelock, NV 89419	(775) 273-2621	47	Pershing
Renown Regional Medical Center	1155 Mill St. Reno, NV 89502	(775) 982-4511	808	Washoe
Renown South Meadows Medical Center	10101 Double R Blvd., Reno, NV 89521	(775) 982-7000	76	Washoe
Saint Mary's Regional Medical Center	235 W. Sixth St., Reno, NV 89503	(775) 770-3000	380	Washoe
Saint Rose Dominican Hospitals Rose de Lima Campus	102 E. Lake Mead Drive, Henderson, NV 89015	(702) 616-5000	145	Clark
Saint Rose Dominican Hospitals San Martin Campus	8280 W. Warm Springs Rd. Las Vegas, NV 89113	(702) 616-5509	147	Clark
Saint Rose Dominican Hospitals Siena Campus	3001 St. Rose Parkway., Henderson, NV 89052	(702) 616-5000	219	Clark
Sierra Surgery Hospital	1400 Medical Parkway, Carson City, NV 89703	(775) 883-1700	15	Carson
South Lyon Medical Center	213 Whitacre, Yerington, NV 89447	(775) 463-2301	63	Lyon
Southern Hills Hospital & Medical Center	9300 W. Sunset, Las Vegas, NV 89148	(702) 855-1850	139	Clark
Spring Valley Hospital Medical Center	5400 S. Rainbow Blvd., Las Vegas, NV 89118	(702) 853-3333	210	Clark
Summerlin Hospital Medical Center	657 Town Center Dr., Las Vegas, NV 89144	(702) 233-7000	281	Clark
Sunrise Hospital & Medical Center	3186 S. Maryland Parkway, Las Vegas, NV 89109	(702) 731-8000	701	Clark
University Medical Center of Southern Nevada	1800 W. Charleston Blvd., Las Vegas, NV 89102	(702) 383-2000	541	Clark
Valley Hospital Medical Center	620 Shadow Lane, Las Vegas, NV 89106	(702) 388-4000	404	Clark
William Bee Ririe Hospital	1500 Avenue H, Ely, NV 89301	(775) 289-3001	25	White Pine

Specific Listing of DRG Tables by Major Diagnostic Category (MDC)

DRG	MDC 01 - Diseases & Disorders of the Nervous System	Pages
012	DEGENERATIVE NERVOUS SYSTEM DISORDERS	1-2

DRG	MDC 04 - Diseases & Disorders of the Respiratory System	Pages
075	MAJOR CHEST PROCEDURES	3-4
079,080,081	RESPIRATORY INFECTIONS & INFLAMMATIONS	5-6
082	RESPIRATORY NEOPLASMS	7-8
083,084	MAJOR CHEST TRAUMA	9-10
087	PULMONARY EDEMA & RESPIRATORY FAILURE	11-12
088	CHRONIC OBSTRUCTIVE PULMONARY DISEASE	13-14
089,090,091	SIMPLE PNEUMONIA & PLEURISY	15-16
096,097,098	BRONCHITIS & ASTHMA	17-18

DRG	MDC 05 - Diseases & Disorders of the Circulatory System	Pages
104,105	CARDIAC VALVE & OTHER MAJOR CARDIOTHORACIC PROCEDURES	19-20
106	CORONARY BYPASS WITH PTCA	21-22
110,111	MAJOR CARDIOVASCULAR PROCEDURES	23-24
121,122	CIRCULATORY DISORDERS WITH ACUTE MYOCARDIAL INFARCTION, DISCHARGED ALIVE	25-26
123	CIRCULATORY DISORDERS WITH ACUTE MYOCARDIAL INFARCTION, EXPIRED	27-28
127	HEART FAILURE & SHOCK	29-30
129	CARDIAC ARREST, UNEXPLAINED	31-32
130,131	PERIPHERAL VASCULAR DISORDERS	33-34
132,133	ATHEROSCLEROSIS	35-36
134	HYPERTENSION	37-38
135,136,137	CARDIAC CONGENITAL & VALVULAR DISORDERS	39-40
138,139	CARDIAC ARRHYTHMIA & CONDUCTION DISORDERS	41-42
140	ANGINA PECTORIS	43-44
143	CHEST PAIN	45-46

DRG	MDC 06 - Diseases & Disorders of the Digestive System	Pages
146,147	RECTAL RESECTION	47-48
149,569,570	MAJOR SMALL & LARGE BOWEL PROCEDURES	49-50
152,153	MINOR SMALL & LARGE BOWEL PROCEDURES	51-52
174,175	GASTROINTESTINAL HEMORRHAGE	53-54
180,181	GASTROINTESTINAL OBSTRUCTION	55-56

DRG	MDC 07 - Diseases & Disorders of the Hepatobiliary System	Pages
202	CIRRHOSIS & ALCOHOLIC HEPATITIS	57-58
493,494	LAPAROSCOPIC CHOLECYSTECTOMY	95-96

Specific Listing of DRG Tables by Major Diagnostic Category (MDC)

DRG	MDC 08 - Diseases & Disorders of the Musculoskeletal System	Pages
210,211,212	HIP & FEMUR PROCEDURES EXCEPT MAJOR JOINT	59-60
243	MEDICAL BACK PROBLEMS	61-62
499,500	BACK & NECK PROCEDURES EXCEPT SPINAL FUSION	97-98
DRG	MDC 09 - Diseases & Disorders of the Skin and Breast	Pages
257,258	TOTAL MASTECTOMY FOR MALIGNANCY	63-64
DRG	MDC 10 - Endocrine, Nutritional and Metabolic	Pages
288	OPERATING ROOM PROCEDURES FOR OBESITY	65-66
294,295	DIABETES	67-68
300,301	ENDOCRINE DISORDERS	69-70
DRG	MDC 11 - Diseases & Disorders of the Kidney & Urinary Tract	Pages
304,305	KIDNEY AND URETER PROCEDURES FOR NON-NEOPLASM	71-72
306,307	PROSTATECTOMY	73-74
316	RENAL FAILURE	75-76
317	ADMIT FOR RENAL DIALYSIS	77-78
DRG	MDC 14 - Pregnancy, Childbirth and the Puerperium	Pages
370	CESAREAN SECTION WITH COMPLICATIONS	79-80
371	CESAREAN SECTION WITHOUT COMPLICATIONS	81-82
372	VAGINAL DELIVERY WITH COMPLICATING DIAGNOSES	83-84
373	VAGINAL DELIVERY WITHOUT COMPLICATING DIAGNOSES	85-86
382	FALSE LABOR	87-88
DRG	MDC 15 - Newborns and Other Neonates in Perinatal Period	Pages
391	NORMAL NEWBORN	89-90
DRG	MDC 19 - Mental Diseases and Disorders	Pages
426	DEPRESSIVE NEUROSES	91-92
DRG	MDC 20 - Alcohol/Drug use Disorders	Pages
521,522,523	ALCOHOL/DRUG ABUSE OR DEPENDENCE	99-100
DRG	MDC 21 - Injuries, Poisonings & Toxic Effects of Drugs	Pages
449,450,451	POISONING & TOXIC EFFECTS OF DRUGS	93-94

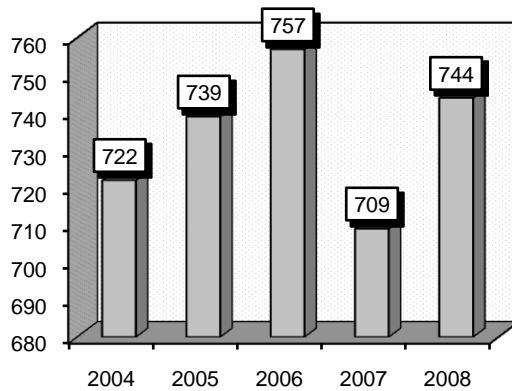
DEGENERATIVE NERVOUS SYSTEM DISORDERS

Associated Diagnoses: Diagnoses that frequently accompanied degenerative nervous system disorders were : 1) Unspecified hypertension (4019), 2) Alzheimer's disease (3310), 3) Dementia with behavioral disturbance (29411), 4) Dementia without behavioral disturbance (29410), 5) Depressive disorder NEC (311).

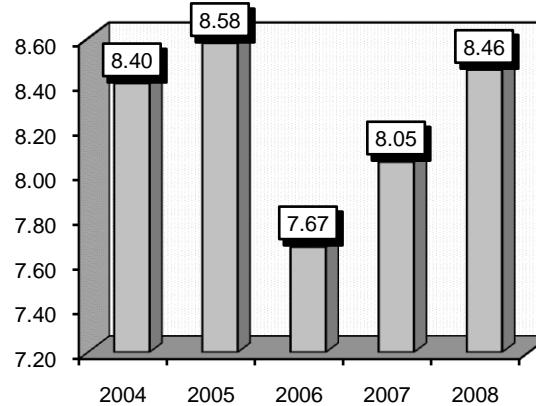
Definitions:
Hypertension: Elevated blood pressure persistently exceeding 140/90. Essential hypertension, the most common kind, has no single identifiable cause.
Alzheimer's disease: A progressive mental deterioration characterized by confusion, disorientation, restlessness, and hallucinations. Only palliative treatment is available.
Dementia: A progressive organic mental disorder characterized by chronic confusion, disorientation, stupor, impaired judgment and impulses. Organic forms of dementia are generally considered irreversible, progressive and incurable. However, conditions that cause the decline may be treatable or partially reversible.
Depression: An abnormal emotional state characterized by exaggerated feelings of sadness, dejection, worthlessness, emptiness and hopelessness that are out of proportion to reality.

Gender	2004			2005			2006			2007			2008		
	Cases	Avg LOS	Avg Bill	Cases	Avg LOS	Avg Bill	Cases	Avg LOS	Avg Bill	Cases	Avg LOS	Avg Bill	Cases	Avg LOS	Avg Bill
Male	339	8.74	\$32,532	355	8.50	\$31,952	357	7.52	\$32,789	318	8.06	\$38,605	370	8.15	\$43,108
Female	383	8.09	\$28,749	384	8.64	\$31,989	400	7.81	\$31,764	391	8.03	\$35,426	374	8.76	\$43,908
Age Group	Cases	Avg LOS	Avg Bill	Cases	Avg LOS	Avg Bill	Cases	Avg LOS	Avg Bill	Cases	Avg LOS	Avg Bill	Cases	Avg LOS	Avg Bill
Ages 0-17	8	2.25	\$9,609	15	3.60	\$30,739	9	4.22	\$33,134	8	3.00	\$18,758	8	2.50	\$11,642
Ages 18-35	17	5.47	\$45,852	19	5.16	\$37,432	21	3.90	\$36,157	24	4.79	\$37,683	32	6.03	\$63,618
Ages 36-49	44	5.52	\$29,087	41	6.34	\$32,708	52	5.71	\$28,742	47	5.77	\$42,603	42	4.67	\$36,364
Ages 50-64	81	7.23	\$26,306	100	8.21	\$27,938	113	7.41	\$34,864	106	6.12	\$30,469	93	8.08	\$49,003
Ages 65+	572	8.95	\$31,071	564	9.05	\$32,482	562	8.10	\$31,885	524	8.86	\$37,865	569	9.02	\$42,457
TOTAL	722	8.40	\$30,525	739	8.58	\$31,971	757	7.67	\$32,247	709	8.05	\$36,852	744	8.46	\$43,510

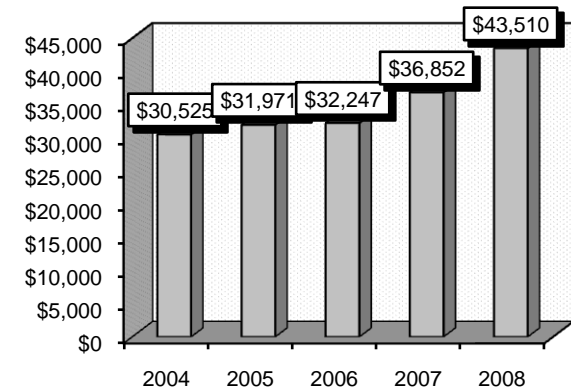
Patient Discharges



Average Length of Stay



Average Billed Charges



County / Hospital	2004			2005			2006			2007			2008		
	Cases	Avg LOS	Avg Bill	Cases	Avg LOS	Avg Bill	Cases	Avg LOS	Avg Bill	Cases	Avg LOS	Avg Bill	Cases	Avg LOS	Avg Bill
CLARK															
Centennial Hills	0	0.00	\$0	0	0.00	\$0	0	0.00	\$0	0	0.00	\$0	15	5.00	\$32,321
Desert Springs	28	4.68	\$16,992	32	4.91	\$22,205	39	4.26	\$21,228	43	6.60	\$38,017	40	5.65	\$41,143
Mountain View	24	5.58	\$26,501	22	3.82	\$19,322	36	5.64	\$32,240	35	5.09	\$32,645	28	5.68	\$40,951
North Vista	19	14.68	\$39,121	39	11.56	\$24,333	35	11.26	\$27,022	24	7.08	\$28,110	8	13.00	\$37,669
St. Rose-Rose de Lima	30	3.83	\$18,267	10	8.90	\$27,384	24	5.25	\$31,596	15	5.00	\$33,356	11	4.09	\$24,279
St. Rose-San Martin	0	0.00	\$0	0	0.00	\$0	0	0.00	\$0	7	3.86	\$26,814	19	5.68	\$41,945
St. Rose-Siena	31	5.03	\$33,378	35	4.60	\$33,272	41	4.59	\$30,026	32	4.47	\$32,357	26	5.08	\$48,473
Southern Hills	15	7.20	\$24,768	13	5.15	\$25,825	12	6.67	\$50,484	10	6.20	\$31,701	12	3.50	\$26,688
Spring Valley	13	7.08	\$28,886	17	4.53	\$25,217	23	4.61	\$28,214	13	5.00	\$20,806	10	7.70	\$80,341
Summerlin	34	3.74	\$21,894	27	4.93	\$29,979	29	3.72	\$21,226	28	5.14	\$47,125	33	5.24	\$42,031
Sunrise	74	5.58	\$27,823	85	6.46	\$31,752	68	5.19	\$32,737	54	5.46	\$36,701	78	5.06	\$37,827
UMC	33	8.27	\$23,957	46	5.76	\$21,713	50	8.36	\$29,435	42	5.17	\$26,533	32	5.88	\$43,280
Valley	45	6.51	\$31,466	41	8.44	\$36,064	48	6.56	\$36,451	54	5.04	\$40,658	71	5.35	\$47,617
TOTAL	346	6.13	\$26,574	367	6.48	\$27,992	405	6.07	\$30,226	357	5.41	\$34,662	383	5.49	\$42,114
WASHOE															
Carson Tahoe	37	7.14	\$18,941	29	9.48	\$28,363	35	7.23	\$25,388	24	6.25	\$26,561	18	10.22	\$43,659
Northern Nevada	250	12.56	\$41,820	215	13.27	\$43,812	201	11.79	\$42,919	203	14.00	\$50,523	221	14.16	\$55,152
Renown Regional	57	6.75	\$22,174	79	7.72	\$27,119	62	6.73	\$25,351	68	7.29	\$28,028	51	9.22	\$38,836
Renown S. Meadows	6	4.00	\$14,858	11	4.09	\$19,094	11	4.09	\$16,306	10	4.40	\$18,446	10	5.30	\$26,957
Saint Mary's	15	5.33	\$18,515	23	4.22	\$25,932	24	6.08	\$26,103	32	5.91	\$19,853	17	4.94	\$24,535
Sierra Surgery	0	0.00	\$0	0	0.00	\$0	0	0.00	\$0	0	0.00	\$0	0	0.00	\$0
TOTAL	365	10.66	\$35,032	357	10.87	\$36,950	333	9.70	\$35,714	337	11.04	\$40,414	317	12.37	\$49,343
RURAL															
Battle Mountain	0	0.00	\$0	0	0.00	\$0	0	0.00	\$0	0	0.00	\$0	1	4.00	\$3,883
Boulder City	1	28.00	\$15,990	1	1.00	\$444	3	4.33	\$3,762	2	2.50	\$4,768	0	0.00	\$0
Carson Valley	0	0.00	\$0	3	7.33	\$16,604	4	11.25	\$26,138	6	4.33	\$11,287	4	3.25	\$12,925
Churchill	0	0.00	\$0	1	8.00	\$18,881	0	0.00	\$0	3	1.67	\$7,700	11	5.91	\$18,154
Desert View	0	0.00	\$0	0	0.00	\$0	0	0.00	\$0	0	0.00	\$0	11	3.18	\$9,834
Grover C. Dils	0	0.00	\$0	0	0.00	\$0	0	0.00	\$0	0	0.00	\$0	2	4.00	\$9,283
Humboldt	1	5.00	\$3,557	1	3.00	\$4,015	2	6.50	\$6,784	0	0.00	\$0	2	50.00	\$22,914
Incline Village	0	0.00	\$0	0	0.00	\$0	0	0.00	\$0	0	0.00	\$0	0	0.00	\$0
Mesa View	0	0.00	\$0	2	3.00	\$14,557	2	6.00	\$23,353	0	0.00	\$0	1	3.00	\$5,042
Mount Grant	1	1.00	\$2,871	0	0.00	\$0	0	0.00	\$0	1	3.00	\$7,424	1	3.00	\$10,530
Northeastern	5	1.80	\$4,615	2	8.00	\$19,154	4	5.50	\$19,682	1	4.00	\$9,042	6	3.67	\$15,895
Nye	0	0.00	\$0	1	3.00	\$2,425	1	4.00	\$10,796	1	5.00	\$7,014	0	0.00	\$0
Pershing	1	4.00	\$8,582	2	6.50	\$7,137	0	0.00	\$0	1	4.00	\$10,443	0	0.00	\$0
South Lyon	1	1.00	\$2,444	2	3.00	\$2,702	2	5.00	\$2,621	0	0.00	\$0	0	0.00	\$0
William Bee Ririe	1	1.00	\$1,467	0	0.00	\$0	1	2.00	\$5,903	0	0.00	\$0	5	3.20	\$12,258
TOTAL	11	4.45	\$5,271	15	5.20	\$10,845	19	6.37	\$14,567	15	3.47	\$8,952	44	6.11	\$13,638
ALL COUNTIES	722	8.40	\$30,525	739	8.58	\$31,971	757	7.67	\$32,247	709	8.05	\$36,852	744	8.46	\$43,510

MAJOR CHEST PROCEDURES

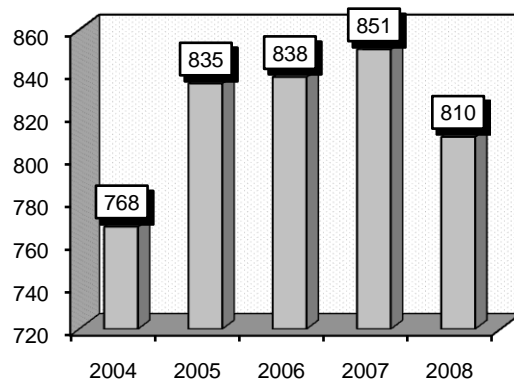
Associated Procedures: Procedures that frequently accompanied major chest procedures were: 1) Lobectomies of the lung (324), 2) Decortication of the lung (3451), 3) Fiber-optic bronchoscopy (3322), 4) Other local excision or destruction of a lesion or tissue of the lung, and insertion of intercostal catheter (chest tube) for drainage (3404), 5) Open lung biopsy (3328).

Definitions: **Bronchoscopy:** Evaluation of all the major airways through a scope (a thin tube with a light on the end). **Thoroscopy:** Surgery on the chest cavity through small incisions, aided by camera-mounted scopes. This is usually done for lung biopsies, treatment of fluid in the chest, or to treat a pneumothorax. **Wedge resection:** The surgical removal of a small wedge shaped portion of the lung. **Lobectomy:** Surgical removal of a lobe or section of the lung. **Decortication:** Removal of portion of the surface of the lung. **Intercostal:** The space between two ribs.

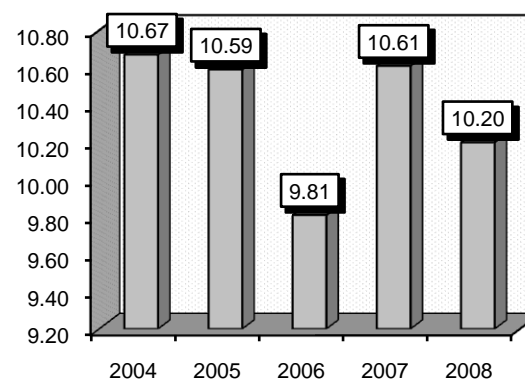
Comment: This procedure includes surgery on structures within the chest cavity, excluding the heart. The most common procedures are those involving the lungs and the esophagus.

Gender	2004			2005			2006			2007			2008		
	Cases	Avg LOS	Avg Bill	Cases	Avg LOS	Avg Bill	Cases	Avg LOS	Avg Bill	Cases	Avg LOS	Avg Bill	Cases	Avg LOS	Avg Bill
Male	409	10.84	\$81,644	477	11.44	\$90,708	468	10.63	\$93,641	454	10.90	\$110,017	444	10.78	\$114,655
Female	359	10.49	\$81,104	358	9.47	\$75,077	370	8.76	\$75,471	397	10.28	\$98,945	366	9.50	\$96,567
Age Group	Cases	Avg LOS	Avg Bill	Cases	Avg LOS	Avg Bill	Cases	Avg LOS	Avg Bill	Cases	Avg LOS	Avg Bill	Cases	Avg LOS	Avg Bill
Ages 0-17	46	10.09	\$68,837	64	11.14	\$88,804	55	9.36	\$70,257	61	12.08	\$111,042	59	9.80	\$91,502
Ages 18-35	50	11.02	\$78,514	59	9.80	\$71,532	52	9.63	\$76,533	54	10.54	\$101,308	59	10.10	\$111,694
Ages 36-49	103	11.25	\$78,871	108	10.37	\$82,256	99	10.54	\$94,962	111	9.96	\$95,847	83	11.30	\$123,001
Ages 50-64	251	10.72	\$83,285	246	10.57	\$80,250	265	9.64	\$81,565	254	10.88	\$110,771	248	10.14	\$106,552
Ages 65+	318	10.48	\$82,981	358	10.71	\$88,314	367	9.82	\$89,614	371	10.40	\$102,992	361	10.08	\$104,232
TOTAL	768	10.67	\$81,391	835	10.59	\$84,006	838	9.81	\$85,618	851	10.61	\$104,852	810	10.20	\$106,482

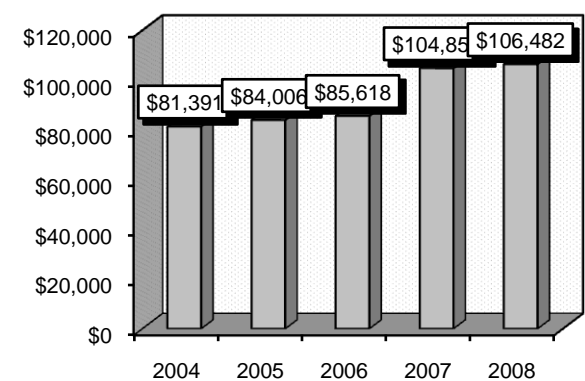
Patient Discharges



Average Length of Stay



Average Billed Charges



County / Hospital	2004			2005			2006			2007			2008		
	Cases	Avg LOS	Avg Bill	Cases	Avg LOS	Avg Bill	Cases	Avg LOS	Avg Bill	Cases	Avg LOS	Avg Bill	Cases	Avg LOS	Avg Bill
CLARK															
Centennial Hills	0	0.00	\$0	0	0.00	\$0	0	0.00	\$0	0	0.00	\$0	12	16.42	\$165,200
Desert Springs	56	11.39	\$75,591	75	10.75	\$85,389	44	12.98	\$114,221	157	8.85	\$98,290	35	12.11	\$117,328
Mountain View	67	11.10	\$91,371	95	8.92	\$68,403	63	9.54	\$86,969	49	9.65	\$108,204	81	9.21	\$113,936
North Vista	23	16.09	\$150,349	10	16.00	\$135,826	7	11.00	\$119,655	13	15.62	\$195,829	26	13.65	\$167,694
St. Rose-Rose de Lima	10	12.70	\$100,181	15	16.00	\$112,833	7	12.00	\$96,356	11	14.82	\$117,385	9	16.33	\$157,441
St. Rose-San Martin	0	0.00	\$0	0	0.00	\$0	0	0.00	\$0	13	8.08	\$81,309	96	7.11	\$73,597
St. Rose-Siena	57	11.88	\$87,063	59	12.81	\$110,067	65	11.09	\$95,044	64	13.52	\$116,777	70	12.74	\$112,461
Southern Hills	14	16.64	\$111,072	19	11.89	\$74,283	23	11.00	\$92,131	8	9.75	\$91,720	15	11.73	\$109,915
Spring Valley	3	17.00	\$119,183	14	14.64	\$125,322	22	13.14	\$112,240	24	16.29	\$142,639	16	14.13	\$124,111
Summerlin	22	13.95	\$121,466	30	10.13	\$115,204	55	10.00	\$90,918	62	12.87	\$132,694	60	9.90	\$114,947
Sunrise	190	9.38	\$75,527	222	9.55	\$78,729	234	9.15	\$87,732	128	12.26	\$135,229	84	11.79	\$131,295
UMC	56	13.66	\$83,804	43	18.12	\$117,565	44	13.70	\$113,359	51	12.90	\$143,511	42	8.81	\$144,372
Valley	48	9.75	\$86,463	33	10.94	\$96,013	35	11.17	\$104,440	35	10.97	\$100,252	41	13.66	\$171,826
TOTAL	546	11.29	\$87,098	615	11.06	\$89,058	599	10.49	\$95,085	615	11.51	\$119,711	587	10.83	\$120,444
WASHOE															
Carson Tahoe	25	8.56	\$60,759	32	9.69	\$76,136	53	7.66	\$69,858	42	6.38	\$71,834	46	8.61	\$77,941
Northern Nevada	9	12.22	\$101,427	7	10.43	\$97,681	2	4.50	\$52,978	7	8.86	\$68,826	5	13.20	\$143,460
Renown Regional	116	9.82	\$71,486	103	10.51	\$74,773	87	9.56	\$65,248	84	10.82	\$73,836	72	10.07	\$66,372
Renown S. Meadows	6	7.00	\$74,558	19	5.84	\$51,218	42	4.81	\$35,301	33	4.58	\$33,504	22	4.91	\$44,232
Saint Mary's	65	8.11	\$57,988	57	7.70	\$61,107	54	8.74	\$69,856	69	8.19	\$69,204	76	7.80	\$71,271
Sierra Surgery	0	0.00	\$0	0	0.00	\$0	0	0.00	\$0	0	0.00	\$0	0	0.00	\$0
TOTAL	221	9.19	\$67,605	218	9.25	\$70,082	238	8.07	\$61,932	235	8.32	\$66,305	221	8.54	\$70,005
RURAL															
Battle Mountain	0	0.00	\$0	0	0.00	\$0	0	0.00	\$0	0	0.00	\$0	0	0.00	\$0
Boulder City	0	0.00	\$0	0	0.00	\$0	0	0.00	\$0	0	0.00	\$0	0	0.00	\$0
Carson Valley	0	0.00	\$0	0	0.00	\$0	0	0.00	\$0	0	0.00	\$0	0	0.00	\$0
Churchill	0	0.00	\$0	1	13.00	\$42,209	1	14.00	\$52,222	1	1.00	\$24,884	1	2.00	\$27,113
Desert View	0	0.00	\$0	0	0.00	\$0	0	0.00	\$0	0	0.00	\$0	0	0.00	\$0
Grover C. Dils	0	0.00	\$0	0	0.00	\$0	0	0.00	\$0	0	0.00	\$0	0	0.00	\$0
Humboldt	0	0.00	\$0	0	0.00	\$0	0	0.00	\$0	0	0.00	\$0	0	0.00	\$0
Incline Village	0	0.00	\$0	0	0.00	\$0	0	0.00	\$0	0	0.00	\$0	0	0.00	\$0
Mesa View	0	0.00	\$0	0	0.00	\$0	0	0.00	\$0	0	0.00	\$0	0	0.00	\$0
Mount Grant	0	0.00	\$0	0	0.00	\$0	0	0.00	\$0	0	0.00	\$0	0	0.00	\$0
Northeastern	1	3.00	\$12,085	1	14.00	\$54,581	0	0.00	\$0	0	0.00	\$0	1	14.00	\$51,252
Nye	0	0.00	\$0	0	0.00	\$0	0	0.00	\$0	0	0.00	\$0	0	0.00	\$0
Pershing	0	0.00	\$0	0	0.00	\$0	0	0.00	\$0	0	0.00	\$0	0	0.00	\$0
South Lyon	0	0.00	\$0	0	0.00	\$0	0	0.00	\$0	0	0.00	\$0	0	0.00	\$0
William Bee Ririe	0	0.00	\$0	0	0.00	\$0	0	0.00	\$0	0	0.00	\$0	0	0.00	\$0
TOTAL	1	3.00	\$12,085	2	13.50	\$48,395	1	14.00	\$52,222	1	1.00	\$24,884	2	8.00	\$39,182
ALL COUNTIES	768	10.67	\$81,391	835	10.59	\$84,006	838	9.81	\$85,618	851	10.61	\$104,852	810	10.20	\$106,482

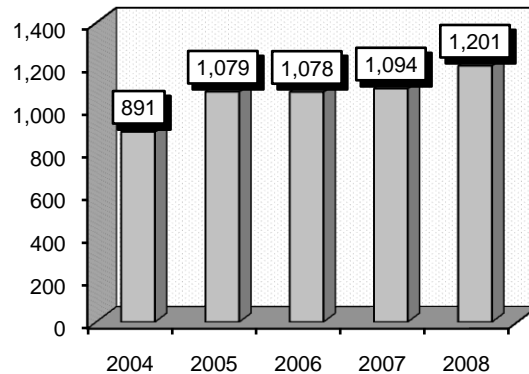
RESPIRATORY INFECTIONS & INFLAMMATIONS

Associated Diagnoses: Diagnoses that frequently accompanied respiratory infections were: 1) Pneumonia due to inhalation of food or vomitus (5070), 2) Chronic airway obstruction (496), 3) Hypoxemia (79902), 4) Dysphagia (7872), 5) Pneumonia due to staphylococcus (4824), 6) Gastroesophageal reflux (53081), 7) Cystic fibrosis with pulmonary manifestations (27702).

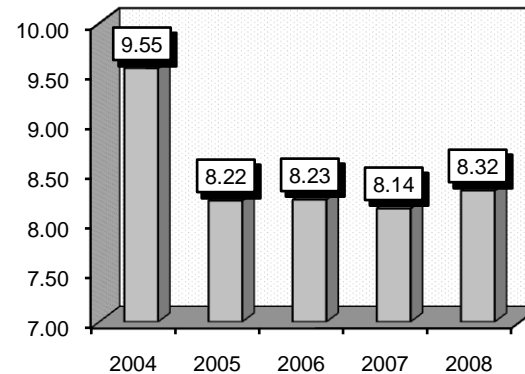
Definitions: **Pneumonia:** An acute inflammation of the lungs. **Pseudomonas:** A genus of gram-negative bacteria that includes several free-living species in soil and water and some opportunistic pathogens. **Hypoxemia:** Low oxygen levels in the blood. **Dysphagia:** Difficulty swallowing. **Staphylococcus:** An infection caused by any one of several pathogenic species. Staphylococcus pneumonia often follows other viral disease and may be associated with chronic or debilitating illness. **Pathogen:** A microorganism capable of producing disease. **Aspiration pneumonia:** An inflammatory condition of the lungs and bronchi caused by inhalation of foreign material or vomitus. **Cystic fibrosis:** Is a hereditary disease that affects the lungs, digestive system, sweat glands, and male reproductive organs.

Gender	2004			2005			2006			2007			2008		
	Cases	Avg LOS	Avg Bill	Cases	Avg LOS	Avg Bill	Cases	Avg LOS	Avg Bill	Cases	Avg LOS	Avg Bill	Cases	Avg LOS	Avg Bill
Male	514	9.79	\$51,975	592	8.32	\$48,626	620	8.45	\$52,973	633	8.33	\$59,327	669	8.13	\$60,656
Female	377	9.23	\$51,901	487	8.11	\$49,669	458	7.95	\$52,174	461	7.87	\$55,882	532	8.57	\$63,281
Age Group	Cases	Avg LOS	Avg Bill	Cases	Avg LOS	Avg Bill	Cases	Avg LOS	Avg Bill	Cases	Avg LOS	Avg Bill	Cases	Avg LOS	Avg Bill
Ages 0-17	55	8.55	\$50,367	45	6.98	\$36,663	32	7.13	\$41,628	49	7.47	\$47,602	49	6.00	\$49,185
Ages 18-35	56	13.75	\$61,924	60	12.20	\$63,382	81	9.57	\$49,029	71	7.93	\$59,757	83	8.19	\$72,046
Ages 36-49	92	10.10	\$56,381	94	7.95	\$50,600	100	9.27	\$49,952	112	8.06	\$51,716	122	8.57	\$59,982
Ages 50-64	166	10.12	\$57,983	177	9.01	\$53,603	182	9.01	\$59,442	223	9.33	\$61,954	230	8.77	\$66,871
Ages 65+	522	8.93	\$48,336	703	7.80	\$47,338	683	7.77	\$52,155	639	7.81	\$58,111	717	8.32	\$60,190
TOTAL	891	9.55	\$51,944	1,079	8.22	\$49,097	1,078	8.23	\$52,633	1,094	8.14	\$57,875	1,201	8.32	\$61,819

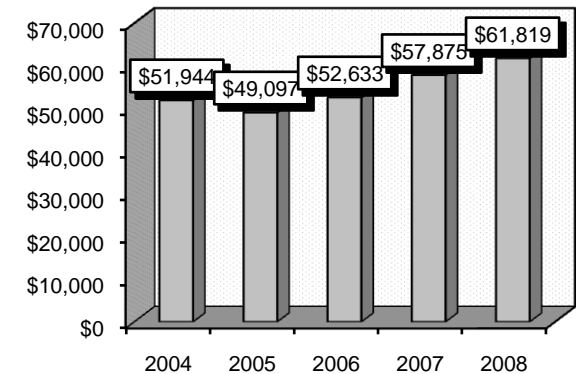
Patient Discharges



Average Length of Stay



Average Billed Charges



County / Hospital	2004			2005			2006			2007			2008		
	Cases	Avg LOS	Avg Bill	Cases	Avg LOS	Avg Bill	Cases	Avg LOS	Avg Bill	Cases	Avg LOS	Avg Bill	Cases	Avg LOS	Avg Bill
CLARK															
Centennial Hills	0	0.00	\$0	0	0.00	\$0	0	0.00	\$0	0	0.00	\$0	11	5.27	\$47,218
Desert Springs	36	9.17	\$52,540	51	7.98	\$52,099	90	7.76	\$55,759	87	9.11	\$64,235	91	7.91	\$68,740
Mountain View	62	8.94	\$52,544	83	8.28	\$52,406	76	7.20	\$51,446	86	7.62	\$59,570	108	7.84	\$70,365
North Vista	34	16.12	\$101,668	37	9.08	\$58,880	42	11.17	\$79,807	49	9.43	\$71,071	51	9.39	\$80,295
St. Rose-Rose de Lima	33	8.03	\$47,812	54	6.31	\$41,132	51	6.20	\$43,531	40	6.85	\$49,886	48	8.42	\$67,641
St. Rose-San Martin	0	0.00	\$0	0	0.00	\$0	1	3.00	\$24,753	23	8.35	\$62,226	48	8.77	\$68,875
St. Rose-Siena	82	8.00	\$43,644	86	7.58	\$46,943	63	9.06	\$58,329	65	7.28	\$54,548	84	8.06	\$62,129
Southern Hills	28	11.93	\$63,209	31	8.81	\$51,574	21	8.33	\$62,648	27	10.04	\$62,954	46	8.70	\$71,085
Spring Valley	17	8.29	\$60,595	37	8.19	\$66,411	34	9.88	\$76,002	45	10.76	\$83,535	41	10.05	\$83,370
Summerlin	41	8.05	\$61,909	81	8.52	\$66,259	63	8.40	\$75,830	45	7.64	\$78,617	63	7.00	\$74,994
Sunrise	145	10.07	\$64,033	139	8.85	\$60,866	128	7.45	\$58,990	124	8.79	\$74,202	108	9.49	\$81,272
UMC	95	12.22	\$49,673	88	14.84	\$64,557	102	13.18	\$55,571	107	9.74	\$67,961	85	6.69	\$63,631
Valley	51	12.14	\$72,554	52	11.02	\$80,449	71	10.42	\$80,892	57	11.11	\$95,593	53	8.89	\$70,312
TOTAL	624	10.25	\$58,982	739	9.20	\$58,445	742	9.01	\$61,778	755	8.89	\$68,986	837	8.27	\$71,166
WASHOE															
Carson Tahoe	75	5.48	\$26,705	81	5.35	\$25,835	81	5.59	\$30,628	79	5.87	\$36,366	66	6.15	\$37,578
Northern Nevada	10	8.70	\$36,067	32	5.50	\$35,395	22	6.82	\$37,107	32	5.59	\$38,061	35	6.26	\$44,535
Renown Regional	87	11.01	\$53,281	82	7.06	\$33,976	91	7.56	\$37,773	69	7.80	\$38,820	87	14.41	\$52,685
Renown S. Meadows	3	9.67	\$49,677	30	5.50	\$26,288	20	5.90	\$23,844	28	9.14	\$41,008	24	8.08	\$40,340
Saint Mary's	44	7.89	\$34,322	53	7.21	\$33,899	66	6.35	\$32,232	48	7.00	\$35,138	78	7.64	\$40,552
Sierra Surgery	0	0.00	\$0	0	0.00	\$0	0	0.00	\$0	0	0.00	\$0	0	0.00	\$0
TOTAL	219	8.37	\$39,535	278	6.24	\$30,923	280	6.53	\$33,353	256	6.93	\$37,517	290	9.20	\$43,978
RURAL															
Battle Mountain	0	0.00	\$0	0	0.00	\$0	0	0.00	\$0	2	2.00	\$3,883	2	5.50	\$9,052
Boulder City	19	5.37	\$13,433	8	5.75	\$12,941	7	6.29	\$11,351	12	8.50	\$18,867	4	10.50	\$25,220
Carson Valley	0	0.00	\$0	2	8.50	\$33,624	6	6.00	\$23,384	9	5.11	\$20,464	16	5.38	\$29,608
Churchill	9	7.44	\$28,868	15	6.13	\$22,324	10	6.90	\$31,348	13	4.31	\$19,413	11	7.00	\$33,968
Desert View	0	0.00	\$0	0	0.00	\$0	0	0.00	\$0	0	0.00	\$0	0	0.00	\$0
Grover C. Dils	0	0.00	\$0	0	0.00	\$0	1	4.00	\$6,457	2	4.50	\$8,999	0	0.00	\$0
Humboldt	2	4.00	\$8,233	3	5.00	\$10,869	2	4.00	\$8,580	4	3.00	\$10,013	2	7.50	\$19,706
Incline Village	0	0.00	\$0	0	0.00	\$0	0	0.00	\$0	0	0.00	\$0	0	0.00	\$0
Mesa View	0	0.00	\$0	8	3.63	\$17,964	2	1.00	\$15,499	6	4.33	\$18,700	3	3.67	\$20,177
Mount Grant	2	13.50	\$31,248	1	8.00	\$30,749	3	5.00	\$13,484	0	0.00	\$0	3	4.00	\$7,173
Northeastern	6	5.17	\$17,945	13	4.92	\$19,924	13	9.46	\$52,787	23	5.26	\$27,343	22	4.77	\$29,735
Nye	2	3.50	\$7,807	2	3.00	\$7,288	5	2.40	\$10,593	3	1.33	\$8,271	2	7.00	\$35,530
Pershing	1	12.00	\$28,009	0	0.00	\$0	3	5.33	\$24,948	2	4.00	\$11,148	2	4.00	\$13,185
South Lyon	5	4.00	\$7,572	5	3.80	\$5,755	1	3.00	\$8,951	2	3.00	\$5,028	5	2.60	\$7,179
William Bee Ririe	2	4.50	\$17,856	5	8.80	\$34,522	3	11.33	\$36,618	5	4.20	\$20,012	2	5.50	\$24,708
TOTAL	48	5.90	\$17,060	62	5.48	\$19,156	56	6.54	\$27,878	83	5.00	\$19,603	74	5.47	\$26,010
ALL COUNTIES	891	9.55	\$51,944	1,079	8.22	\$49,097	1,078	8.23	\$52,633	1,094	8.14	\$57,875	1,201	8.32	\$61,819

RESPIRATORY NEOPLASMS

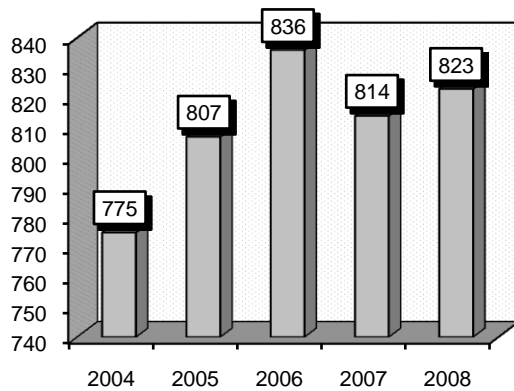
Associated Diagnoses: Diagnoses that frequently accompanied respiratory neoplasms were: 1) Hypertension (4019), 2) History of tobacco use (V1582), 3) Tobacco use disorder (3051), 4) Pneumonia - organism not elsewhere specified (486), 5) Malignant neoplasm - bronchial tube (1629).

Definitions: **Hypertension:** Elevated blood pressure persistently exceeding 140/90. Essential hypertension, the most common kind, has no single identifiable cause. **Neoplasm:** An abnormal and uncontrolled growth of tissue; a tumor. **Malignant:** An uncontrolled growth of cells that disrupt normal cells; cancer. **Pneumonia:** An acute inflammation of the lungs. **Hypoxia:** Inadequate oxygenation characterized by a high heart rate, high blood pressure, dizziness and mental confusion. **Cyanosis:** A bluish discoloration of the skin caused by an excess of deoxygenated blood. **Bronchiectasis:** An abnormal condition of the bronchial tree characterized by irreversible dilation and destruction of the bronchial walls.

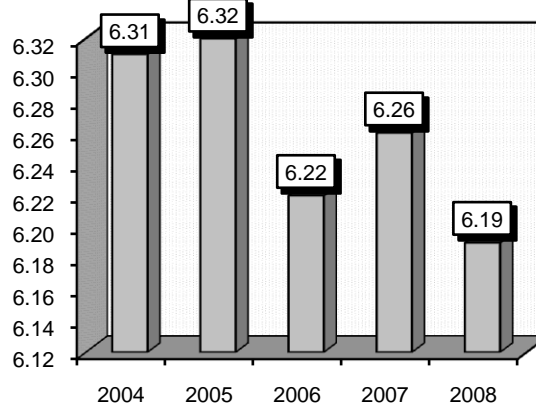
Comment: The lungs consist of bronchial tubes and lobes. During respiration air enters the bronchial tubes. These tubes continuously branch into smaller tubules called bronchioles. There are 5 sections or lobes within the lung. The right lung contains three lobes: upper, middle and lower. The left lung contains two: upper and lower. Neoplasms may be found in any part of the lung, from the bronchial tubes (ICD-9 1629) to the lobes (ICD-9 1623).

Gender	2004			2005			2006			2007			2008		
	Cases	Avg LOS	Avg Bill	Cases	Avg LOS	Avg Bill	Cases	Avg LOS	Avg Bill	Cases	Avg LOS	Avg Bill	Cases	Avg LOS	Avg Bill
Male	377	6.62	\$37,029	379	6.01	\$36,469	405	6.40	\$43,309	395	6.30	\$48,602	397	6.32	\$50,811
Female	398	6.01	\$33,976	428	6.59	\$38,539	431	6.05	\$39,207	419	6.21	\$46,981	426	6.07	\$47,162
Age Group	Cases	Avg LOS	Avg Bill	Cases	Avg LOS	Avg Bill	Cases	Avg LOS	Avg Bill	Cases	Avg LOS	Avg Bill	Cases	Avg LOS	Avg Bill
Ages 0-17	1	4.00	\$4,204	1	18.00	\$160,512	0	0.00	\$0	3	3.00	\$19,507	2	5.50	\$47,945
Ages 18-35	15	7.07	\$42,847	6	5.67	\$30,455	6	4.67	\$25,904	4	5.50	\$44,398	4	3.25	\$45,405
Ages 36-49	39	6.00	\$43,672	51	7.39	\$43,688	51	5.10	\$30,397	57	5.39	\$39,004	52	6.79	\$47,098
Ages 50-64	223	6.78	\$35,152	258	6.79	\$39,616	273	6.32	\$43,194	279	7.09	\$54,374	277	6.38	\$50,991
Ages 65+	497	6.10	\$34,795	491	5.94	\$35,691	506	6.30	\$41,385	471	5.89	\$45,124	488	6.05	\$47,976
TOTAL	775	6.31	\$35,461	807	6.32	\$37,567	836	6.22	\$41,194	814	6.26	\$47,768	823	6.19	\$48,923

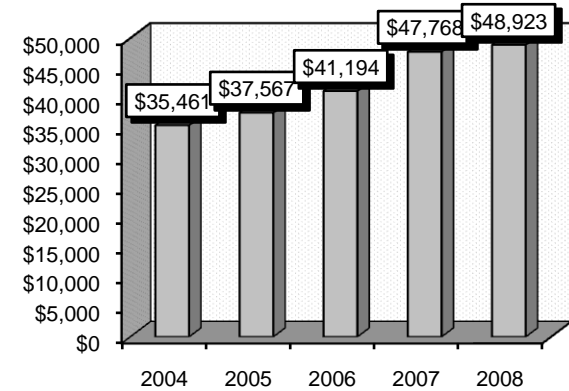
Patient Discharges



Average Length of Stay



Average Billed Charges



County / Hospital	2004			2005			2006			2007			2008		
	Cases	Avg LOS	Avg Bill	Cases	Avg LOS	Avg Bill	Cases	Avg LOS	Avg Bill	Cases	Avg LOS	Avg Bill	Cases	Avg LOS	Avg Bill
CLARK															
Centennial Hills	0	0.00	\$0	0	0.00	\$0	0	0.00	\$0	0	0.00	\$0	13	4.38	\$40,491
Desert Springs	57	5.39	\$31,417	85	6.16	\$39,428	59	5.69	\$37,719	68	5.81	\$42,157	60	5.43	\$48,662
Mountain View	89	6.11	\$37,194	58	5.62	\$37,640	87	5.71	\$42,709	65	6.03	\$55,230	59	6.10	\$58,809
North Vista	13	7.77	\$43,451	14	7.21	\$41,466	14	5.57	\$46,332	20	7.70	\$65,379	17	7.35	\$59,680
St. Rose-Rose de Lima	23	5.30	\$33,019	39	5.72	\$36,449	33	5.09	\$34,242	35	4.17	\$37,204	28	6.04	\$46,721
St. Rose-San Martin	0	0.00	\$0	0	0.00	\$0	0	0.00	\$0	19	5.16	\$39,927	27	4.85	\$46,180
St. Rose-Siena	60	8.37	\$49,705	52	7.46	\$43,327	67	6.30	\$43,782	61	7.92	\$59,835	71	7.42	\$55,682
Southern Hills	14	6.07	\$35,457	20	10.35	\$62,604	23	8.87	\$62,116	29	8.21	\$54,597	14	8.71	\$69,285
Spring Valley	27	4.85	\$30,573	29	4.62	\$37,462	41	6.59	\$53,331	31	5.65	\$48,110	46	5.30	\$46,881
Summerlin	49	5.00	\$36,457	58	6.52	\$51,133	54	7.54	\$64,707	73	6.34	\$63,795	46	6.46	\$68,404
Sunrise	111	7.03	\$44,196	98	6.58	\$46,169	88	6.38	\$48,345	83	6.88	\$55,118	94	7.62	\$67,079
UMC	74	7.55	\$29,907	85	8.07	\$36,830	83	7.98	\$39,061	81	6.63	\$46,472	92	5.63	\$41,891
Valley	47	5.77	\$34,462	42	7.05	\$45,165	47	7.49	\$62,813	62	6.35	\$62,279	53	5.51	\$54,272
TOTAL	564	6.47	\$37,685	580	6.74	\$42,493	596	6.64	\$47,334	627	6.45	\$53,281	620	6.26	\$54,432
WASHOE															
Carson Tahoe	30	5.07	\$24,347	38	3.47	\$17,716	30	3.97	\$23,438	24	3.58	\$29,377	17	3.94	\$29,873
Northern Nevada	11	3.91	\$20,808	19	5.05	\$28,844	9	4.67	\$26,210	16	4.50	\$32,421	8	4.75	\$35,365
Renown Regional	93	7.46	\$40,244	96	6.47	\$33,164	100	6.64	\$31,802	74	7.99	\$38,525	89	7.53	\$38,386
Renown S. Meadows	3	5.33	\$30,800	11	3.55	\$17,988	17	3.29	\$19,509	14	3.50	\$17,419	10	4.10	\$28,221
Saint Mary's	51	4.69	\$20,911	37	5.14	\$20,011	55	4.47	\$24,983	36	4.47	\$22,419	43	6.56	\$34,940
Sierra Surgery	0	0.00	\$0	0	0.00	\$0	0	0.00	\$0	0	0.00	\$0	1	1.00	\$10,534
TOTAL	188	6.09	\$31,175	201	5.36	\$26,583	211	5.34	\$27,607	164	5.85	\$31,253	168	6.54	\$35,728
RURAL															
Battle Mountain	0	0.00	\$0	1	4.00	\$1,732	0	0.00	\$0	0	0.00	\$0	1	1.00	\$1,135
Boulder City	6	3.33	\$10,632	5	2.60	\$10,936	6	3.50	\$6,643	4	3.50	\$5,864	5	3.20	\$8,271
Carson Valley	0	0.00	\$0	1	3.00	\$19,919	1	1.00	\$10,974	8	4.88	\$24,279	2	6.50	\$33,452
Churchill	9	5.67	\$26,062	7	4.14	\$13,689	8	6.25	\$27,399	3	1.33	\$9,769	10	4.80	\$24,332
Desert View	0	0.00	\$0	0	0.00	\$0	0	0.00	\$0	0	0.00	\$0	6	2.17	\$8,324
Grover C. Dils	0	0.00	\$0	1	2.00	\$2,926	0	0.00	\$0	1	1.00	\$7,514	0	0.00	\$0
Humboldt	1	2.00	\$2,128	1	19.00	\$34,238	0	0.00	\$0	0	0.00	\$0	1	2.00	\$11,717
Incline Village	0	0.00	\$0	0	0.00	\$0	0	0.00	\$0	0	0.00	\$0	0	0.00	\$0
Mesa View	0	0.00	\$0	1	2.00	\$12,659	1	1.00	\$8,063	0	0.00	\$0	2	3.00	\$10,818
Mount Grant	1	2.00	\$4,948	0	0.00	\$0	0	0.00	\$0	0	0.00	\$0	0	0.00	\$0
Northeastern	3	2.67	\$13,238	3	3.67	\$11,260	3	5.00	\$11,134	1	2.00	\$7,179	5	2.40	\$11,895
Nye	1	2.00	\$3,075	3	3.67	\$9,795	2	2.00	\$7,555	0	0.00	\$0	2	1.00	\$6,438
Pershing	1	5.00	\$9,044	0	0.00	\$0	0	0.00	\$0	1	13.00	\$34,334	0	0.00	\$0
South Lyon	0	0.00	\$0	0	0.00	\$0	4	3.00	\$4,883	1	3.00	\$5,872	0	0.00	\$0
William Bee Ririe	1	6.00	\$9,560	3	5.67	\$14,036	4	3.25	\$14,061	4	3.00	\$12,140	1	1.00	\$4,926
TOTAL	23	4.17	\$15,948	26	4.27	\$12,586	29	4.03	\$13,875	23	3.83	\$15,237	35	3.26	\$14,665
ALL COUNTIES	775	6.31	\$35,461	807	6.32	\$37,567	836	6.22	\$41,194	814	6.26	\$47,768	823	6.19	\$48,923

MAJOR CHEST TRAUMA

Associated Diagnoses: Diagnoses that frequently accompanied major chest trauma were: 1) Hypertension (4019), 2) Fracture; closed; one rib (80701), 3) Fracture; closed; two ribs (80702), 4) Fracture; closed; three ribs (80703), 5) Tobacco use disorder (3051), 6) Injury; lung, without mention of open wound into thorax; contusion (86121), 7) Pulmonary collapse (5180).

Definitions: Hypertension: Elevated blood pressure persistently exceeding 140/90. Essential hypertension, the most common kind, has no single identifiable cause.

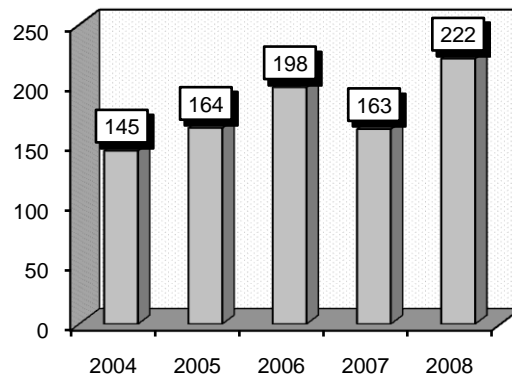
Fracture: A partial or complete break of a body part, usually a bone. **Thorax:** The part of the human torso between the neck and the diaphragm. **Diaphragm:** The thin muscle below the lungs and heart that separates the chest from the abdomen. **Contusion:** Another name for a bruise.

Comment: Major chest trauma is normally the result of an accident, such as an automobile accident (E8495). The resulting damage may be broken ribs or sternum, a collapsed or damaged lung or other chest organs.

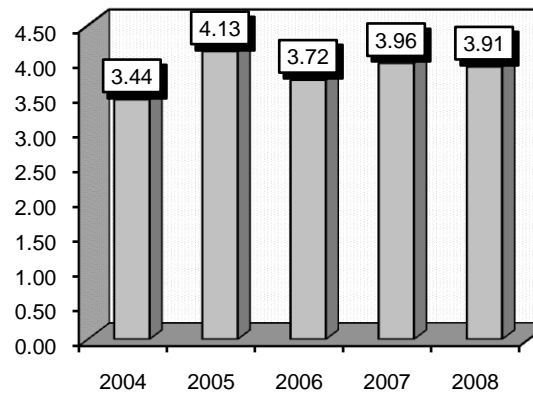
Note: Throughout this publication you may find a number of ailments accompanied by tobacco use disorder and/or hypertension. These often do not have a direct correlation to the ailment, but are left in to demonstrate to the reader their high frequency.

Gender	2004			2005			2006			2007			2008		
	Cases	Avg LOS	Avg Bill	Cases	Avg LOS	Avg Bill	Cases	Avg LOS	Avg Bill	Cases	Avg LOS	Avg Bill	Cases	Avg LOS	Avg Bill
Male	93	3.54	\$21,287	100	3.90	\$28,477	141	3.42	\$26,135	115	4.20	\$32,352	129	3.71	\$32,313
Female	52	3.27	\$18,173	64	4.48	\$24,671	57	4.46	\$29,591	48	3.38	\$27,674	93	4.19	\$30,941
Age Group	Cases	Avg LOS	Avg Bill	Cases	Avg LOS	Avg Bill	Cases	Avg LOS	Avg Bill	Cases	Avg LOS	Avg Bill	Cases	Avg LOS	Avg Bill
Ages 0-17	3	2.67	\$17,446	0	0.00	\$0	6	3.33	\$26,075	0	0.00	\$0	5	4.20	\$25,927
Ages 18-35	12	4.67	\$27,386	14	2.79	\$26,472	23	3.78	\$27,049	13	3.46	\$39,307	20	3.15	\$32,591
Ages 36-49	35	3.26	\$20,615	32	4.38	\$34,400	45	2.69	\$22,782	42	3.21	\$31,081	45	3.44	\$30,314
Ages 50-64	42	3.31	\$18,939	42	3.52	\$23,948	54	2.98	\$23,871	51	4.33	\$31,090	61	3.77	\$30,052
Ages 65+	53	3.43	\$19,372	76	4.61	\$25,650	70	4.96	\$32,556	57	4.28	\$28,892	91	4.40	\$33,705
TOTAL	145	3.44	\$20,170	164	4.13	\$26,992	198	3.72	\$27,130	163	3.96	\$30,974	222	3.91	\$31,738

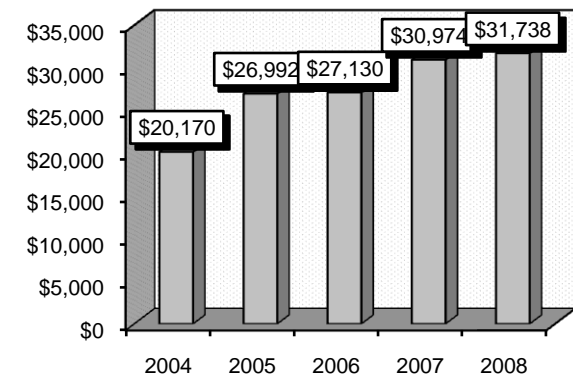
Patient Discharges



Average Length of Stay



Average Billed Charges



County / Hospital	2004			2005			2006			2007			2008		
	Cases	Avg LOS	Avg Bill	Cases	Avg LOS	Avg Bill	Cases	Avg LOS	Avg Bill	Cases	Avg LOS	Avg Bill	Cases	Avg LOS	Avg Bill
CLARK															
Centennial Hills	0	0.00	\$0	0	0.00	\$0	0	0.00	\$0	0	0.00	\$0	4	2.25	\$20,621
Desert Springs	4	3.25	\$21,394	2	2.50	\$14,685	7	4.43	\$20,695	3	2.67	\$14,364	9	3.56	\$22,600
Mountain View	7	2.14	\$10,123	8	3.25	\$16,197	4	3.75	\$36,196	5	3.20	\$23,127	4	4.75	\$29,988
North Vista	3	6.00	\$35,895	1	9.00	\$32,175	4	1.25	\$13,413	1	5.00	\$30,380	0	0.00	\$0
St. Rose-Rose de Lima	3	2.00	\$11,023	2	2.00	\$7,672	2	3.00	\$18,236	0	0.00	\$0	8	3.38	\$19,749
St. Rose-San Martin	0	0.00	\$0	0	0.00	\$0	1	5.00	\$24,870	0	0.00	\$0	3	5.33	\$46,368
St. Rose-Siena	5	2.40	\$14,374	7	6.14	\$36,742	9	2.89	\$21,640	10	3.60	\$24,053	14	3.07	\$27,997
Southern Hills	1	7.00	\$31,990	3	7.67	\$31,424	6	2.67	\$18,079	0	0.00	\$0	5	1.60	\$13,031
Spring Valley	1	1.00	\$10,401	5	2.60	\$13,699	3	3.33	\$24,824	0	0.00	\$0	3	3.33	\$22,126
Summerlin	6	2.67	\$14,920	5	2.20	\$14,903	3	3.00	\$19,379	3	2.67	\$19,969	7	3.86	\$32,554
Sunrise	15	2.87	\$14,206	22	4.14	\$21,879	31	4.81	\$35,075	25	4.20	\$31,706	35	3.23	\$30,226
UMC	45	3.47	\$19,382	33	3.97	\$27,179	40	3.88	\$30,136	39	3.92	\$40,896	31	4.58	\$43,313
Valley	2	4.50	\$19,511	5	3.60	\$20,903	6	4.17	\$20,521	4	6.00	\$42,814	4	4.50	\$47,170
TOTAL	92	3.22	\$17,666	93	4.02	\$23,481	116	3.90	\$28,072	90	3.94	\$33,871	127	3.65	\$31,839
WASHOE															
Carson Tahoe	3	2.00	\$9,263	4	2.50	\$8,131	5	5.20	\$32,696	4	2.50	\$15,112	2	3.50	\$22,426
Northern Nevada	1	2.00	\$15,119	0	0.00	\$0	2	2.50	\$13,916	0	0.00	\$0	0	0.00	\$0
Renown Regional	37	4.16	\$30,803	53	4.60	\$38,094	64	3.44	\$27,705	58	4.19	\$30,459	77	4.48	\$35,523
Renown S. Meadows	0	0.00	\$0	0	0.00	\$0	0	0.00	\$0	1	2.00	\$15,639	6	4.50	\$22,746
Saint Mary's	1	3.00	\$8,865	3	3.00	\$11,046	2	2.00	\$15,682	3	4.67	\$17,680	2	4.00	\$15,499
Sierra Surgery	0	0.00	\$0	0	0.00	\$0	0	0.00	\$0	0	0.00	\$0	0	0.00	\$0
TOTAL	42	3.93	\$28,369	60	4.38	\$34,744	73	3.49	\$27,339	66	4.08	\$28,724	87	4.45	\$33,880
RURAL															
Battle Mountain	0	0.00	\$0	0	0.00	\$0	0	0.00	\$0	1	1.00	\$1,805	0	0.00	\$0
Boulder City	2	4.00	\$8,191	2	6.00	\$17,855	1	7.00	\$13,989	1	2.00	\$9,635	4	2.25	\$3,783
Carson Valley	0	0.00	\$0	0	0.00	\$0	2	3.00	\$12,604	0	0.00	\$0	0	0.00	\$0
Churchill	4	4.25	\$15,708	2	3.00	\$11,295	1	1.00	\$9,963	2	3.00	\$18,657	1	1.00	\$10,609
Desert View	0	0.00	\$0	0	0.00	\$0	0	0.00	\$0	0	0.00	\$0	0	0.00	\$0
Grover C. Dils	0	0.00	\$0	0	0.00	\$0	0	0.00	\$0	0	0.00	\$0	0	0.00	\$0
Humboldt	2	2.50	\$4,320	0	0.00	\$0	1	5.00	\$5,448	0	0.00	\$0	0	0.00	\$0
Incline Village	0	0.00	\$0	0	0.00	\$0	0	0.00	\$0	0	0.00	\$0	0	0.00	\$0
Mesa View	0	0.00	\$0	0	0.00	\$0	0	0.00	\$0	0	0.00	\$0	0	0.00	\$0
Mount Grant	1	3.00	\$10,138	0	0.00	\$0	0	0.00	\$0	0	0.00	\$0	0	0.00	\$0
Northeastern	0	0.00	\$0	6	3.17	\$15,158	3	2.33	\$18,332	2	5.00	\$24,037	0	0.00	\$0
Nye	0	0.00	\$0	0	0.00	\$0	0	0.00	\$0	0	0.00	\$0	1	2.00	\$3,524
Pershing	0	0.00	\$0	0	0.00	\$0	0	0.00	\$0	0	0.00	\$0	0	0.00	\$0
South Lyon	0	0.00	\$0	0	0.00	\$0	0	0.00	\$0	0	0.00	\$0	0	0.00	\$0
William Bee Ririe	2	2.50	\$4,969	1	3.00	\$9,037	1	3.00	\$9,931	1	2.00	\$7,851	2	3.00	\$12,739
TOTAL	11	3.45	\$9,812	11	3.64	\$14,389	9	3.22	\$13,281	7	3.00	\$14,954	8	2.25	\$6,843
ALL COUNTIES	145	3.44	\$20,170	164	4.13	\$26,992	198	3.72	\$27,130	163	3.96	\$30,974	222	3.91	\$31,738

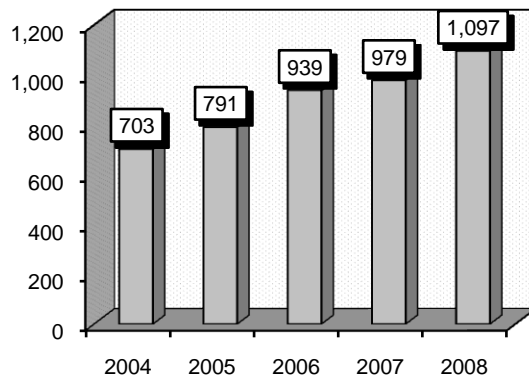
PULMONARY EDEMA & RESPIRATORY FAILURE

Associated Diagnoses: Diagnoses that frequently accompanied pulmonary edema and respiratory failure were: 1) Acute respiratory failure (51881), 2) Hypertension (4019), 3) Chronic bronchitis with acute exacerbation (49121), 4) Congestive heart failure, unspecified (4280), 5) Pneumonia, organism unspecified (486).

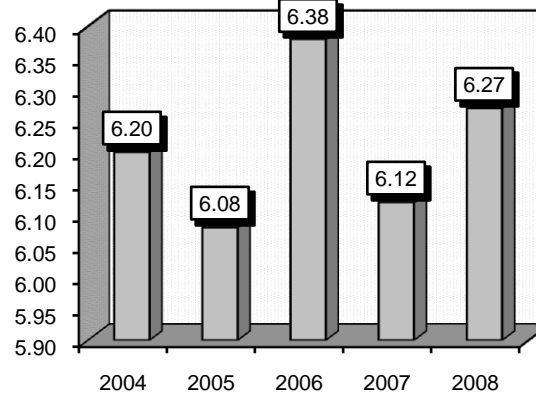
Definitions: **Edema:** Swelling caused by an accumulation of fluid within body tissues. **Hypertension:** Elevated blood pressure persistently exceeding 140/90. Essential hypertension, the most common kind, has no single identifiable cause. **Bronchitis:** An inflammation of mucous membranes of the bronchial tubes. It is accompanied by a persistent cough, and phlegm. **Chronic obstructive pulmonary disease:** A progressive and irreversible condition characterized by diminished inspiratory and expiratory capacity of the lungs. It includes asthma, chronic bronchiectasis, chronic bronchitis and emphysema. The condition is aggravated by cigarette smoking and air pollution. **Exacerbation:** An increase in the seriousness of a disease or disorder as marked by greater intensity in the signs or symptoms of the patient being treated. **Hypoxia:** Inadequate oxygenation characterized by an high heart rate, high blood pressure, dizziness and mental confusion. **Cyanosis:** A bluish discoloration of the skin caused by an excess of deoxygenated blood. **Bronchiectasis:** An abnormal condition of the bronchial tree characterized by irreversible dilation and destruction of the bronchial walls. **Pneumonia:** An acute inflammation of the lung parenchyma accompanied by congestion.

Gender	2004			2005			2006			2007			2008		
	Cases	Avg LOS	Avg Bill	Cases	Avg LOS	Avg Bill	Cases	Avg LOS	Avg Bill	Cases	Avg LOS	Avg Bill	Cases	Avg LOS	Avg Bill
Male	306	5.75	\$35,839	348	6.04	\$43,501	375	5.87	\$44,105	456	6.32	\$49,673	467	6.49	\$56,240
Female	397	6.55	\$37,902	443	6.11	\$40,118	564	6.72	\$45,304	523	5.94	\$41,421	630	6.10	\$46,962
Age Group	Cases	Avg LOS	Avg Bill	Cases	Avg LOS	Avg Bill	Cases	Avg LOS	Avg Bill	Cases	Avg LOS	Avg Bill	Cases	Avg LOS	Avg Bill
Ages 0-17	7	3.14	\$20,265	9	3.44	\$19,271	8	3.25	\$16,312	11	4.73	\$34,033	6	2.83	\$25,164
Ages 18-35	11	4.55	\$30,386	15	5.73	\$39,836	32	5.94	\$36,102	29	4.62	\$32,680	35	4.89	\$41,428
Ages 36-49	48	6.29	\$48,881	54	5.80	\$47,472	67	6.52	\$54,078	75	5.61	\$44,052	78	5.38	\$47,513
Ages 50-64	176	6.74	\$40,503	214	6.35	\$43,939	232	7.13	\$50,746	243	5.91	\$43,161	291	5.66	\$50,649
Ages 65+	461	6.07	\$34,843	499	6.05	\$40,427	600	6.14	\$42,349	621	6.36	\$47,021	687	6.72	\$52,117
TOTAL	703	6.20	\$37,004	791	6.08	\$41,606	939	6.38	\$44,825	979	6.12	\$45,265	1,097	6.27	\$50,912

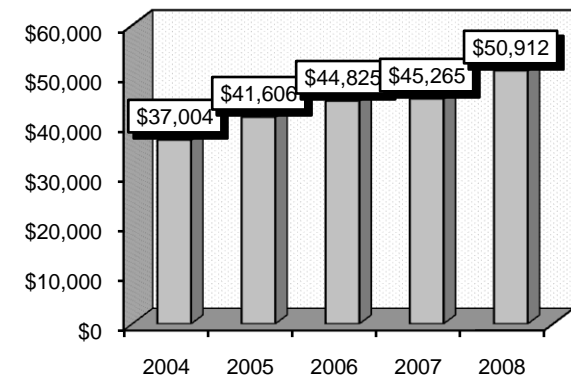
Patient Discharges



Average Length of Stay



Average Billed Charges



County / Hospital	2004			2005			2006			2007			2008		
	Cases	Avg LOS	Avg Bill	Cases	Avg LOS	Avg Bill	Cases	Avg LOS	Avg Bill	Cases	Avg LOS	Avg Bill	Cases	Avg LOS	Avg Bill
CLARK															
Centennial Hills	0	0.00	\$0	0	0.00	\$0	0	0.00	\$0	0	0.00	\$0	15	6.80	\$66,516
Desert Springs	44	6.14	\$32,554	50	6.50	\$42,553	61	8.43	\$66,641	70	5.93	\$44,204	60	5.98	\$55,384
Mountain View	32	6.19	\$37,812	43	7.14	\$50,204	47	5.72	\$41,819	50	6.88	\$54,888	93	6.43	\$66,390
North Vista	17	8.47	\$63,330	22	6.45	\$60,554	39	6.46	\$68,029	44	6.36	\$64,568	37	6.68	\$71,971
St. Rose-Rose de Lima	38	5.26	\$35,977	50	5.90	\$34,403	33	6.39	\$45,359	22	5.86	\$53,652	36	7.53	\$66,372
St. Rose-San Martin	0	0.00	\$0	0	0.00	\$0	0	0.00	\$0	8	6.50	\$61,224	14	6.64	\$65,735
St. Rose-Siena	31	5.81	\$33,693	40	7.28	\$51,324	27	5.67	\$45,162	26	6.27	\$56,662	42	6.29	\$52,889
Southern Hills	24	8.58	\$45,370	40	6.72	\$40,679	49	7.80	\$54,205	75	7.41	\$54,274	121	6.32	\$54,670
Spring Valley	14	6.79	\$46,093	20	6.15	\$51,100	25	7.00	\$60,951	20	6.65	\$59,244	18	8.67	\$77,754
Summerlin	28	6.64	\$51,914	41	7.80	\$61,625	51	5.57	\$48,594	26	5.77	\$63,839	66	5.77	\$57,923
Sunrise	87	7.51	\$49,451	88	6.90	\$57,107	75	9.39	\$76,756	98	8.12	\$72,356	123	6.37	\$58,491
UMC	12	4.92	\$23,555	14	6.21	\$33,588	16	5.63	\$38,357	9	5.11	\$36,700	8	6.38	\$60,218
Valley	25	7.72	\$54,419	28	9.36	\$88,098	40	8.60	\$87,171	30	6.73	\$79,397	33	7.79	\$101,952
TOTAL	352	6.77	\$43,363	436	6.94	\$51,674	463	7.30	\$60,292	478	6.83	\$59,710	666	6.50	\$62,413
WASHOE															
Carson Tahoe	41	3.32	\$17,546	28	3.39	\$21,892	21	3.95	\$31,485	27	4.19	\$29,042	31	3.61	\$28,295
Northern Nevada	17	6.06	\$36,030	31	4.23	\$26,254	40	4.53	\$29,346	91	3.99	\$29,566	30	4.20	\$35,098
Renown Regional	155	6.23	\$37,485	164	5.69	\$36,049	254	6.05	\$33,039	198	6.14	\$37,052	168	7.46	\$40,895
Renown S. Meadows	17	6.76	\$40,395	22	5.00	\$24,193	38	4.00	\$20,703	53	4.92	\$25,370	52	5.06	\$28,476
Saint Mary's	93	6.12	\$27,943	72	5.43	\$28,398	96	5.96	\$28,139	93	6.74	\$32,096	108	5.77	\$29,320
Sierra Surgery	0	0.00	\$0	0	0.00	\$0	0	0.00	\$0	0	0.00	\$0	0	0.00	\$0
TOTAL	323	5.85	\$32,283	317	5.24	\$31,280	449	5.62	\$30,546	462	5.58	\$32,772	389	6.11	\$34,570
RURAL															
Battle Mountain	0	0.00	\$0	0	0.00	\$0	0	0.00	\$0	0	0.00	\$0	0	0.00	\$0
Boulder City	3	6.33	\$18,749	8	4.13	\$16,975	2	5.00	\$8,383	0	0.00	\$0	3	1.00	\$2,608
Carson Valley	0	0.00	\$0	0	0.00	\$0	1	1.00	\$6,936	1	1.00	\$13,571	5	3.80	\$33,248
Churchill	2	2.00	\$14,512	1	3.00	\$16,857	0	0.00	\$0	2	2.00	\$10,517	0	0.00	\$0
Desert View	0	0.00	\$0	0	0.00	\$0	0	0.00	\$0	0	0.00	\$0	8	4.50	\$21,271
Grover C. Dils	2	2.00	\$5,329	2	8.00	\$15,515	1	1.00	\$4,433	2	4.50	\$10,144	1	5.00	\$9,152
Humboldt	1	10.00	\$17,059	2	3.00	\$7,324	0	0.00	\$0	3	4.67	\$13,321	1	5.00	\$20,127
Incline Village	0	0.00	\$0	0	0.00	\$0	0	0.00	\$0	0	0.00	\$0	0	0.00	\$0
Mesa View	0	0.00	\$0	6	2.33	\$12,981	5	2.00	\$13,925	5	3.00	\$17,657	3	5.67	\$30,459
Mount Grant	1	6.00	\$18,306	3	3.67	\$8,864	2	3.00	\$17,290	10	4.20	\$13,401	6	3.33	\$11,344
Northeastern	12	2.33	\$11,460	4	2.25	\$11,556	6	5.83	\$37,068	6	6.33	\$33,061	6	4.00	\$26,210
Nye	1	1.00	\$3,614	8	2.25	\$8,961	5	3.20	\$15,137	3	2.33	\$10,599	1	1.00	\$5,303
Pershing	0	0.00	\$0	0	0.00	\$0	0	0.00	\$0	2	2.00	\$9,274	2	3.50	\$12,245
South Lyon	1	1.00	\$1,731	2	3.50	\$5,730	2	1.50	\$2,796	0	0.00	\$0	2	2.00	\$5,251
William Bee Ririe	5	2.80	\$9,648	2	2.00	\$16,222	3	2.00	\$8,243	5	2.60	\$13,268	4	6.50	\$26,296
TOTAL	28	3.11	\$11,514	38	3.18	\$12,227	27	3.26	\$17,065	39	3.77	\$16,210	42	3.98	\$19,897
ALL COUNTIES	703	6.20	\$37,004	791	6.08	\$41,606	939	6.38	\$44,825	979	6.12	\$45,265	1,097	6.27	\$50,912

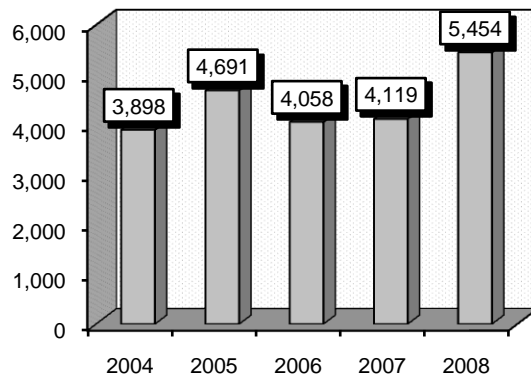
CHRONIC OBSTRUCTIVE PULMONARY DISEASE

Associated Diagnoses: Diagnoses that frequently accompanied chronic obstructive pulmonary disease were: 1) Chronic obstructive bronchitis with acute exacerbation (49121), 2) Hypertension (4019), 3) Tobacco use disorder (3051), 4) History of tobacco use (V1582), 5) Congestive heart failure (4280).

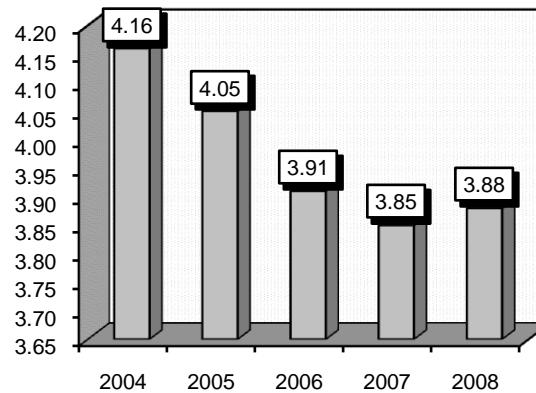
Definitions: Chronic obstructive pulmonary disease: A progressive and irreversible condition characterized by diminished inspiratory and expiratory capacity of the lungs. It includes asthma, chronic bronchiectasis, chronic bronchitis and emphysema. The condition is aggravated by cigarette smoking and air pollution. **Hypertension:** Elevated blood pressure persistently exceeding 140/90. Essential hypertension, the most common kind, has no single identifiable cause. **Exacerbation:** An increase in the seriousness of a disease or disorder as marked by greater intensity in the signs or symptoms of the patient being treated. **Asthma:** A respiratory disorder characterized by recurring episodes of breathing difficulty, wheezing on expiration and/or inspiration caused by constriction of the bronchi, coughing and thick bronchial secretions. **Status asthmaticus:** An acute, severe, and prolonged asthma attack. Hypoxia, cyanosis and unconsciousness may follow, and the attack may be fatal. **Hypoxia:** Inadequate oxygenation characterized by an high heart rate, high blood pressure, dizziness and mental confusion. **Cyanosis:** A bluish discoloration of the skin caused by an excess of deoxygenated blood. **Bronchiectasis:** An abnormal condition of the bronchial tree characterized by irreversible dilation and destruction of the bronchial walls.

Gender	2004			2005			2006			2007			2008		
	Cases	Avg LOS	Avg Bill	Cases	Avg LOS	Avg Bill	Cases	Avg LOS	Avg Bill	Cases	Avg LOS	Avg Bill	Cases	Avg LOS	Avg Bill
Male	1,589	3.98	\$22,290	1,946	3.87	\$23,427	1,657	3.83	\$25,241	1,713	3.70	\$28,046	2,320	3.78	\$29,740
Female	2,309	4.28	\$22,796	2,745	4.18	\$24,485	2,401	3.96	\$25,317	2,406	3.95	\$29,146	3,134	3.95	\$30,180
Age Group	Cases	Avg LOS	Avg Bill	Cases	Avg LOS	Avg Bill	Cases	Avg LOS	Avg Bill	Cases	Avg LOS	Avg Bill	Cases	Avg LOS	Avg Bill
Ages 0-17	9	3.33	\$19,514	7	3.29	\$11,769	7	3.43	\$25,158	5	1.40	\$3,280	5	1.20	\$9,131
Ages 18-35	38	3.42	\$16,124	41	3.17	\$21,512	28	3.25	\$20,369	26	3.04	\$19,487	43	2.79	\$23,903
Ages 36-49	325	4.12	\$21,445	328	4.02	\$22,847	346	3.90	\$24,766	347	3.47	\$26,715	417	3.51	\$27,732
Ages 50-64	1,234	4.21	\$22,986	1,501	4.18	\$24,897	1,256	3.74	\$25,065	1,267	3.91	\$29,522	1,724	3.85	\$29,999
Ages 65+	2,292	4.15	\$22,659	2,814	4.00	\$23,799	2,421	4.00	\$25,532	2,474	3.88	\$28,687	3,265	3.96	\$30,391
TOTAL	3,898	4.16	\$22,590	4,691	4.05	\$24,046	4,058	3.91	\$25,286	4,119	3.85	\$28,689	5,454	3.88	\$29,993

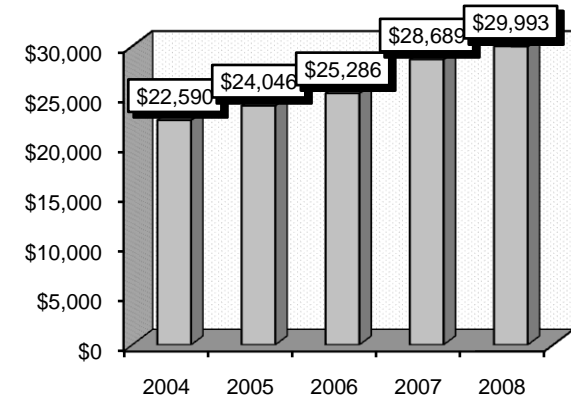
Patient Discharges



Average Length of Stay



Average Billed Charges



County / Hospital	2004			2005			2006			2007			2008		
	Cases	Avg LOS	Avg Bill	Cases	Avg LOS	Avg Bill	Cases	Avg LOS	Avg Bill	Cases	Avg LOS	Avg Bill	Cases	Avg LOS	Avg Bill
CLARK															
Centennial Hills	0	0.00	\$0	0	0.00	\$0	0	0.00	\$0	0	0.00	\$0	182	3.74	\$32,628
Desert Springs	339	3.85	\$20,397	462	4.29	\$24,373	334	4.28	\$26,851	279	3.91	\$28,496	393	3.88	\$32,018
Mountain View	290	4.63	\$26,657	376	4.31	\$27,178	305	4.31	\$30,139	283	4.45	\$36,017	397	4.40	\$38,464
North Vista	245	4.52	\$27,659	250	4.50	\$31,274	245	4.11	\$28,775	239	4.31	\$32,475	306	4.48	\$37,876
St. Rose-Rose de Lima	210	3.67	\$20,933	245	3.83	\$23,506	205	3.46	\$24,567	231	3.50	\$28,280	340	4.25	\$31,801
St. Rose-San Martin	0	0.00	\$0	0	0.00	\$0	6	1.33	\$14,456	61	3.34	\$25,410	182	3.93	\$30,653
St. Rose-Siena	209	3.93	\$21,377	285	3.95	\$25,553	296	3.73	\$26,794	265	3.08	\$26,031	296	3.81	\$29,096
Southern Hills	74	4.30	\$23,700	131	4.45	\$25,064	108	5.04	\$32,014	74	4.01	\$30,324	63	3.19	\$26,981
Spring Valley	164	4.17	\$24,006	232	3.66	\$25,404	193	3.59	\$28,853	215	3.79	\$30,491	278	4.09	\$36,129
Summerlin	196	4.24	\$26,377	269	4.39	\$30,582	234	4.16	\$33,059	235	4.24	\$42,017	216	4.21	\$41,031
Sunrise	483	4.84	\$30,873	469	4.51	\$31,352	407	3.93	\$31,268	403	4.42	\$37,018	440	4.01	\$35,583
UMC	387	3.73	\$15,167	403	3.94	\$18,561	301	3.72	\$18,610	317	3.83	\$26,546	333	3.42	\$25,259
Valley	350	4.73	\$28,700	373	4.35	\$30,575	348	4.10	\$33,060	384	4.03	\$38,316	471	3.79	\$37,571
TOTAL	2,947	4.28	\$24,422	3,495	4.21	\$26,704	2,982	4.00	\$28,457	2,986	3.97	\$32,688	3,897	3.99	\$34,066
WASHOE															
Carson Tahoe	214	3.16	\$13,753	224	3.14	\$14,550	207	3.21	\$16,428	202	2.95	\$18,235	236	3.03	\$19,260
Northern Nevada	80	3.66	\$21,043	80	2.92	\$17,753	83	3.77	\$22,919	100	2.87	\$20,730	157	3.72	\$26,913
Renown Regional	274	4.00	\$21,302	337	3.81	\$19,920	251	3.93	\$19,163	276	3.70	\$22,212	385	4.05	\$23,285
Renown S. Meadows	23	4.22	\$20,903	51	2.73	\$15,095	56	2.91	\$14,014	75	3.65	\$18,345	81	3.88	\$21,575
Saint Mary's	111	4.98	\$20,116	159	4.20	\$19,511	138	3.91	\$18,867	154	3.81	\$18,089	196	3.77	\$20,117
Sierra Surgery	0	0.00	\$0	0	0.00	\$0	0	0.00	\$0	0	0.00	\$0	0	0.00	\$0
TOTAL	702	3.87	\$18,771	851	3.56	\$17,937	735	3.63	\$18,369	807	3.42	\$19,887	1,055	3.71	\$22,205
RURAL															
Battle Mountain	2	2.00	\$2,513	3	2.33	\$3,919	1	1.00	\$1,753	2	3.00	\$3,897	3	1.67	\$5,793
Boulder City	31	3.84	\$9,753	34	4.00	\$10,922	43	4.40	\$9,325	31	5.23	\$11,518	30	4.53	\$9,399
Carson Valley	0	0.00	\$0	7	4.43	\$17,756	27	2.70	\$12,068	31	4.58	\$21,133	36	2.89	\$18,912
Churchill	48	4.13	\$16,599	44	4.48	\$17,433	56	4.50	\$17,707	64	4.33	\$18,819	88	3.77	\$16,909
Desert View	0	0.00	\$0	0	0.00	\$0	0	0.00	\$0	0	0.00	\$0	84	2.63	\$12,483
Grover C. Dils	17	2.94	\$5,013	29	3.14	\$5,540	23	2.65	\$5,063	17	3.00	\$6,001	17	3.18	\$7,071
Humboldt	13	2.77	\$4,615	9	3.89	\$7,946	9	3.44	\$8,745	9	2.22	\$5,962	28	2.89	\$10,784
Incline Village	0	0.00	\$0	1	1.00	\$3,392	0	0.00	\$0	0	0.00	\$0	0	0.00	\$0
Mesa View	0	0.00	\$0	43	2.70	\$12,480	43	2.58	\$12,947	31	2.71	\$12,393	50	3.06	\$14,210
Mount Grant	18	2.89	\$9,028	46	3.67	\$9,229	26	5.46	\$13,718	19	3.74	\$10,083	25	3.84	\$10,418
Northeastern	37	4.89	\$22,080	54	4.41	\$19,535	39	4.38	\$21,049	37	3.73	\$18,796	53	3.98	\$24,335
Nye	23	2.00	\$6,178	24	1.96	\$8,568	11	1.64	\$6,333	7	2.14	\$8,678	10	2.10	\$8,876
Pershing	11	3.36	\$10,442	11	3.45	\$11,906	17	2.71	\$7,942	22	3.45	\$11,532	30	4.07	\$17,592
South Lyon	21	3.38	\$6,475	17	3.76	\$6,215	23	4.00	\$7,568	27	3.26	\$6,601	16	3.69	\$9,105
William Bee Ririe	28	3.21	\$10,183	23	3.30	\$10,241	23	3.09	\$9,669	29	3.24	\$12,756	32	3.31	\$13,680
TOTAL	249	3.55	\$11,674	345	3.61	\$12,185	341	3.69	\$12,465	326	3.75	\$13,846	502	3.39	\$14,740
ALL COUNTIES	3,898	4.16	\$22,590	4,691	4.05	\$24,046	4,058	3.91	\$25,286	4,119	3.85	\$28,689	5,454	3.88	\$29,993

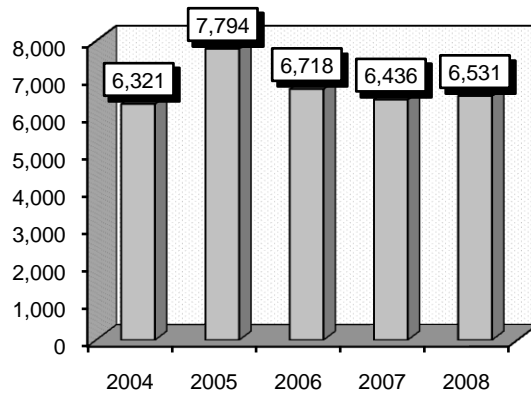
SIMPLE PNEUMONIA & PLEURISY

Associated Diagnoses: Diagnoses that frequently accompanied simple pneumonia and pleurisy were: 1) Hypertension (4019), 2) Congestive heart failure , unspecified (4280), 3) Tobacco use disorder (3051), 4) Chronic airway obstruction (496), 5) Chronic bronchitis with acute exacerbation (4 9121), 6) Hypoxemia (79902), 7) Asthma (49390), 8) Otitis Media (3829), 9) Pneumonia due to respiratory syncytial virus (4801), 10) Acute bronchiolitis due to other infectious organisms (46619).

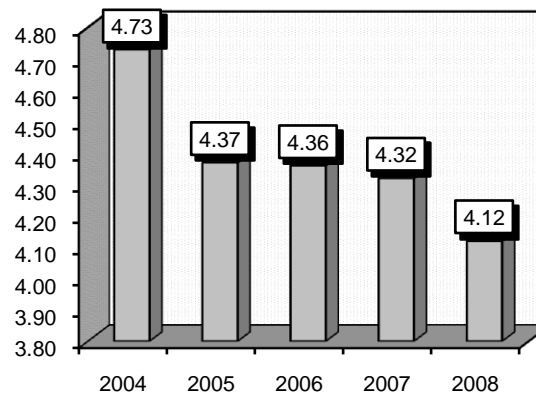
Definitions: **Hypertension:** Elevated blood pressure persistently exceeding 140/90. Essential hypertension, the most common kind, has no single identifiable cause. **Pneumonia:** An acute inflammation of the lungs, often caused by inhalation of the species streptococcus pneumoniae. The alveoli and bronchioles of the lungs become plugged with fibrous secretions. **Alveoli:** A small outpouching in the lungs through which gas exchanges from the pulmonary capillary blood. **Bronchioles:** A small airway of the respiratory system extending from the bronchi into the lobes of the lung. **Pleurisy:** Inflammation of the membrane enclosing the lung. **Bronchitis:** An inflammation of the mucous membranes of the bronchial tubes. It is accompanied by a persistent cough, and phlegm. **Exacerbation:** An increase in the seriousness of a disease or disorder as marked by greater intensity in the signs or symptoms of the patient being treated. **Hypoxemia:** Low oxygen levels in the blood. **Asthma:** A respiratory disorder characterized by recurring episodes of breathing difficulty, wheezing on expiration and/or inspiration caused by constriction of the bronchi, coughing and thick bronchial secretions **Otitis Media:** Infection and inflammation of the middle ear space and eardrum.

Gender	2004			2005			2006			2007			2008		
	Cases	Avg LOS	Avg Bill	Cases	Avg LOS	Avg Bill	Cases	Avg LOS	Avg Bill	Cases	Avg LOS	Avg Bill	Cases	Avg LOS	Avg Bill
Male	3,121	4.62	\$24,725	3,785	4.28	\$24,669	3,313	4.21	\$26,379	3,212	4.26	\$30,054	3,320	3.99	\$29,559
Female	3,200	4.83	\$25,038	4,009	4.45	\$25,017	3,405	4.50	\$28,490	3,224	4.39	\$30,415	3,211	4.26	\$30,543
Age Group	Cases	Avg LOS	Avg Bill	Cases	Avg LOS	Avg Bill	Cases	Avg LOS	Avg Bill	Cases	Avg LOS	Avg Bill	Cases	Avg LOS	Avg Bill
Ages 0-17	769	3.00	\$11,991	1,123	3.26	\$14,462	866	3.17	\$14,704	738	3.06	\$14,551	843	3.06	\$16,063
Ages 18-35	298	3.92	\$20,324	414	3.89	\$22,980	327	3.68	\$23,033	339	4.15	\$30,954	400	3.46	\$27,701
Ages 36-49	731	4.31	\$24,586	845	4.02	\$24,152	699	4.11	\$27,861	736	3.97	\$30,059	751	3.88	\$31,306
Ages 50-64	1,258	4.95	\$27,252	1,537	4.54	\$27,095	1,389	4.60	\$30,450	1,353	4.45	\$33,193	1,378	4.18	\$32,308
Ages 65+	3,265	5.21	\$27,490	3,875	4.75	\$27,318	3,437	4.67	\$29,784	3,270	4.66	\$32,516	3,159	4.52	\$32,781
TOTAL	6,321	4.73	\$24,883	7,794	4.37	\$24,848	6,718	4.36	\$27,449	6,436	4.32	\$30,235	6,531	4.12	\$30,043

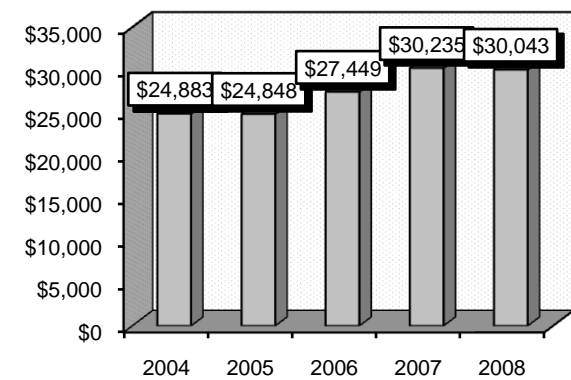
Patient Discharges



Average Length of Stay



Average Billed Charges



County / Hospital	2004			2005			2006			2007			2008		
	Cases	Avg LOS	Avg Bill	Cases	Avg LOS	Avg Bill	Cases	Avg LOS	Avg Bill	Cases	Avg LOS	Avg Bill	Cases	Avg LOS	Avg Bill
CLARK															
Centennial Hills	0	0.00	\$0	0	0.00	\$0	0	0.00	\$0	0	0.00	\$0	141	4.27	\$37,126
Desert Springs	399	4.41	\$23,147	545	4.84	\$29,282	461	4.56	\$29,621	439	4.68	\$33,577	380	4.64	\$38,321
Mountain View	459	5.90	\$34,503	467	5.19	\$33,160	425	4.50	\$33,739	417	5.06	\$41,185	324	5.00	\$44,800
North Vista	265	6.04	\$38,213	258	5.45	\$36,115	204	5.43	\$40,755	174	4.75	\$38,458	166	4.82	\$42,624
St. Rose-Rose de Lima	275	4.44	\$25,848	295	4.09	\$25,968	279	4.07	\$28,712	258	4.12	\$33,249	216	4.65	\$36,880
St. Rose-San Martin	0	0.00	\$0	0	0.00	\$0	19	3.42	\$24,621	147	4.02	\$27,278	196	4.12	\$31,388
St. Rose-Siena	455	4.51	\$24,688	528	4.08	\$25,274	463	4.17	\$28,142	391	4.49	\$32,556	278	4.80	\$34,765
Southern Hills	105	5.37	\$25,327	197	5.02	\$27,797	162	5.01	\$34,760	95	5.82	\$42,910	117	4.61	\$39,568
Spring Valley	210	5.22	\$31,311	300	4.34	\$30,360	282	4.26	\$31,619	300	4.83	\$37,699	327	4.20	\$37,943
Summerlin	424	4.88	\$33,299	599	4.19	\$28,526	534	4.86	\$37,576	568	4.37	\$38,000	493	4.09	\$34,735
Sunrise	823	4.58	\$28,373	1,021	4.44	\$28,985	772	4.46	\$32,622	525	4.55	\$36,873	530	4.15	\$34,660
UMC	686	4.65	\$18,203	896	4.47	\$20,855	633	4.66	\$23,380	670	4.52	\$31,067	647	3.36	\$27,463
Valley	356	5.90	\$34,834	393	4.99	\$34,688	404	5.04	\$39,389	361	4.85	\$43,959	334	5.01	\$44,185
TOTAL	4,457	4.97	\$28,076	5,499	4.57	\$28,251	4,638	4.59	\$31,981	4,345	4.61	\$36,119	4,149	4.32	\$36,208
WASHOE															
Carson Tahoe	303	3.23	\$13,179	358	3.51	\$15,423	467	3.58	\$19,463	462	3.13	\$18,641	457	3.19	\$19,094
Northern Nevada	137	4.20	\$21,630	133	3.41	\$20,345	95	3.29	\$20,926	112	3.35	\$22,992	102	4.02	\$30,003
Renown Regional	486	4.52	\$21,879	526	4.30	\$20,771	398	4.05	\$18,531	403	4.03	\$20,719	571	3.82	\$21,104
Renown S. Meadows	46	3.24	\$16,804	103	3.45	\$15,824	110	3.65	\$17,078	92	3.64	\$18,588	121	4.22	\$21,775
Saint Mary's	272	5.04	\$22,237	386	4.43	\$20,898	277	4.22	\$19,994	335	4.36	\$19,533	364	4.18	\$20,634
Sierra Surgery	0	0.00	\$0	0	0.00	\$0	0	0.00	\$0	0	0.00	\$0	0	0.00	\$0
TOTAL	1,244	4.24	\$19,623	1,506	4.01	\$19,157	1,347	3.83	\$19,205	1,404	3.73	\$19,794	1,615	3.77	\$21,042
RURAL															
Battle Mountain	10	3.10	\$3,686	9	2.56	\$4,474	14	2.64	\$3,783	14	2.50	\$4,402	13	3.23	\$6,752
Boulder City	88	4.65	\$11,916	90	5.07	\$11,750	64	4.53	\$10,229	79	4.32	\$10,118	67	4.70	\$10,839
Carson Valley	0	0.00	\$0	21	3.43	\$14,063	59	4.47	\$18,514	53	4.13	\$21,011	70	2.89	\$18,208
Churchill	141	4.30	\$16,974	173	4.21	\$15,417	128	4.21	\$16,755	136	4.44	\$18,744	137	4.34	\$17,747
Desert View	0	0.00	\$0	0	0.00	\$0	0	0.00	\$0	0	0.00	\$0	41	3.46	\$13,858
Grover C. Dils	18	3.28	\$6,049	16	2.69	\$5,388	19	3.79	\$7,280	16	3.44	\$7,601	17	3.71	\$9,575
Humboldt	25	3.80	\$6,442	24	4.08	\$8,925	29	2.79	\$6,879	20	2.85	\$5,470	24	4.04	\$13,396
Incline Village	5	3.40	\$11,498	9	3.22	\$16,022	5	3.80	\$21,647	2	2.00	\$12,202	2	4.00	\$24,739
Mesa View	0	0.00	\$0	73	2.66	\$11,835	71	2.90	\$14,462	67	2.48	\$12,042	53	3.23	\$13,378
Mount Grant	53	4.53	\$11,403	42	4.02	\$9,250	29	4.38	\$11,858	14	5.93	\$14,857	45	4.62	\$12,015
Northeastern	132	3.88	\$15,409	146	3.49	\$14,560	153	4.42	\$19,484	141	3.79	\$18,920	151	4.02	\$22,751
Nye	22	2.50	\$6,565	29	2.38	\$8,047	24	2.21	\$9,068	19	2.00	\$6,971	16	2.19	\$10,536
Pershing	10	5.60	\$18,078	21	3.86	\$11,359	38	3.13	\$8,662	27	2.33	\$6,925	21	3.33	\$10,875
South Lyon	58	3.48	\$6,376	72	3.11	\$5,492	44	3.52	\$6,675	44	3.70	\$7,354	54	3.41	\$8,257
William Bee Ririe	58	3.24	\$10,427	64	3.23	\$11,173	56	3.14	\$11,133	55	3.22	\$13,844	56	3.39	\$15,148
TOTAL	620	3.98	\$12,491	789	3.68	\$11,997	733	3.84	\$13,924	687	3.70	\$14,361	767	3.82	\$15,643
ALL COUNTIES	6,321	4.73	\$24,883	7,794	4.37	\$24,848	6,718	4.36	\$27,449	6,436	4.32	\$30,235	6,531	4.12	\$30,043

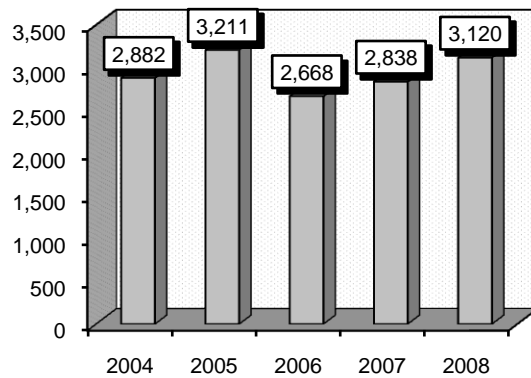
BRONCHITIS & ASTHMA

Associated Diagnoses: Diagnoses that frequently accompanied bronchitis and asthma were: 1) Hypertension (4019), 2) Hypoxemia (79902), 3) Tobacco use disorder (3051), 4) Diabetes Mellitus without mention of complication (25000), 5) Hypopotassemia (2768), 6) Obesity (27800), 7) Acute bronchiolitis due to respiratory syncytial virus (46611), 8) Otitis Media (3829), 9) Pneumonia (486), 10) Dehydration (27651), 11) Acute upper respiratory infections of multiple or unspecified sites (4659).

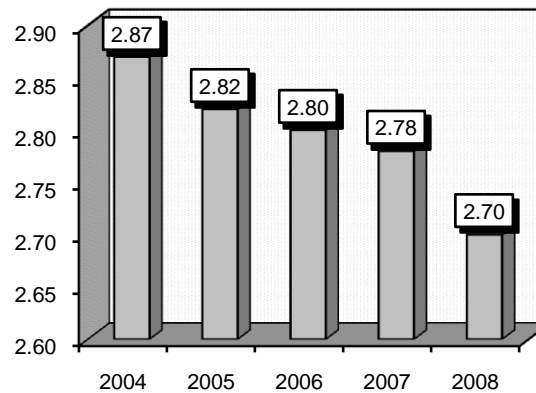
Definitions:
Hypertension: Elevated blood pressure persistently exceeding 140/90. Essential hypertension, the most common kind, has no single identifiable cause.
Hypoxemia: Low oxygen levels in the blood.
Diabetes Mellitus: High blood sugar resulting from low levels of insulin or insulin resistance.
Hypopotassemia: Disorder of fluid, electrolyte, and acid-base balance.
Bronchitis: An acute or chronic inflammation of the mucous membranes of the tracheobronchial tree. Acute bronchitis is characterized by a productive cough, fever, increased mucus secretion and back pain. Chronic bronchitis is a common debilitating pulmonary disease, characterized by greatly increased production of mucus by the glands of the trachea and bronchi and results in a productive cough for at least 3 months of the year for more than two consecutive years.
Asthma: A respiratory disorder characterized by recurring episodes of breathing difficulty, wheezing on expiration and/or inspiration caused by constriction of the bronchi, coughing and thick bronchial secretions.
Asphyxia: Severe lack of oxygen leading to loss of consciousness and possibly death.
Bronchiolitis: Acute viral infection of the lower respiratory tract, primarily in infants less than 18 months of age.

Gender	2004			2005			2006			2007			2008		
	Cases	Avg LOS	Avg Bill	Cases	Avg LOS	Avg Bill	Cases	Avg LOS	Avg Bill	Cases	Avg LOS	Avg Bill	Cases	Avg LOS	Avg Bill
Male	1,345	2.66	\$11,239	1,464	2.61	\$11,703	1,261	2.59	\$12,785	1,400	2.67	\$14,611	1,455	2.53	\$15,237
Female	1,537	3.06	\$13,995	1,747	3.00	\$15,094	1,407	2.99	\$16,970	1,438	2.89	\$17,228	1,665	2.85	\$19,078
Age Group	Cases	Avg LOS	Avg Bill	Cases	Avg LOS	Avg Bill	Cases	Avg LOS	Avg Bill	Cases	Avg LOS	Avg Bill	Cases	Avg LOS	Avg Bill
Ages 0-17	1,666	2.69	\$9,943	1,672	2.74	\$10,464	1,409	2.73	\$11,671	1,647	2.79	\$12,827	1,567	2.51	\$12,483
Ages 18-35	293	2.77	\$14,481	367	2.56	\$14,056	285	2.62	\$15,413	314	2.68	\$18,940	356	2.51	\$18,832
Ages 36-49	391	3.12	\$16,927	456	2.78	\$16,663	398	2.89	\$19,728	376	2.76	\$20,780	469	2.91	\$22,184
Ages 50-64	248	2.92	\$15,707	339	3.02	\$17,247	314	2.89	\$19,455	288	2.87	\$21,653	356	3.01	\$23,532
Ages 65+	284	3.66	\$18,681	377	3.29	\$19,637	262	3.10	\$19,856	213	2.81	\$19,277	372	3.09	\$23,894
TOTAL	2,882	2.87	\$12,709	3,211	2.82	\$13,548	2,668	2.80	\$14,992	2,838	2.78	\$15,937	3,120	2.70	\$17,287

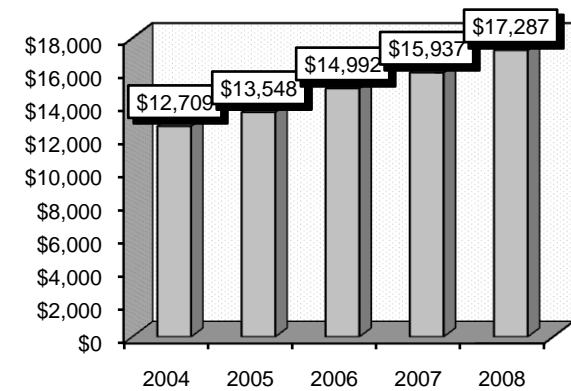
Patient Discharges



Average Length of Stay



Average Billed Charges



County / Hospital	2004			2005			2006			2007			2008		
	Cases	Avg LOS	Avg Bill	Cases	Avg LOS	Avg Bill	Cases	Avg LOS	Avg Bill	Cases	Avg LOS	Avg Bill	Cases	Avg LOS	Avg Bill
CLARK															
Centennial Hills	0	0.00	\$0	0	0.00	\$0	0	0.00	\$0	0	0.00	\$0	83	2.94	\$24,822
Desert Springs	93	3.04	\$15,243	104	2.88	\$17,078	76	2.49	\$17,295	71	2.42	\$17,480	105	2.89	\$23,135
Mountain View	121	3.31	\$19,584	159	3.14	\$19,259	99	3.30	\$23,830	104	2.67	\$20,655	152	3.15	\$26,851
North Vista	35	2.17	\$16,818	52	2.46	\$15,794	48	3.04	\$21,058	51	2.51	\$20,423	43	2.81	\$21,620
St. Rose-Rose de Lima	44	2.91	\$14,959	43	2.93	\$19,497	66	2.70	\$18,259	51	2.31	\$17,160	64	3.19	\$22,673
St. Rose-San Martin	0	0.00	\$0	0	0.00	\$0	5	2.60	\$9,440	51	2.59	\$12,384	71	2.87	\$18,234
St. Rose-Siena	230	2.93	\$10,617	207	2.99	\$13,467	198	2.88	\$13,349	172	2.73	\$13,181	198	2.45	\$13,372
Southern Hills	25	3.96	\$17,583	55	3.20	\$19,016	37	2.89	\$21,769	32	2.41	\$17,166	35	2.69	\$22,719
Spring Valley	62	3.24	\$17,613	76	2.75	\$19,591	83	3.00	\$21,560	54	2.87	\$22,771	92	2.98	\$25,305
Summerlin	286	2.98	\$13,228	393	2.96	\$13,726	400	2.63	\$14,404	454	3.05	\$17,771	457	2.64	\$15,726
Sunrise	633	2.95	\$15,990	655	2.87	\$16,020	433	3.17	\$20,079	465	2.82	\$19,462	530	2.64	\$19,197
UMC	613	2.44	\$8,158	651	2.74	\$10,210	534	2.63	\$11,528	545	2.70	\$15,783	465	2.49	\$15,495
Valley	91	2.82	\$17,063	102	2.82	\$20,015	84	3.07	\$25,119	76	2.89	\$25,404	102	2.90	\$27,890
TOTAL	2,233	2.84	\$13,196	2,497	2.87	\$14,576	2,063	2.84	\$16,431	2,126	2.78	\$17,702	2,397	2.70	\$18,952
WASHOE															
Carson Tahoe	109	2.56	\$7,500	129	2.39	\$7,899	117	2.54	\$9,716	142	2.46	\$10,816	140	2.57	\$11,240
Northern Nevada	20	2.25	\$12,751	19	2.32	\$14,355	15	3.00	\$17,538	23	2.09	\$14,667	36	2.03	\$14,869
Renown Regional	285	3.46	\$13,613	248	2.97	\$11,892	232	2.78	\$10,725	277	2.98	\$12,010	251	2.64	\$12,394
Renown S. Meadows	9	2.33	\$12,683	33	2.33	\$11,416	21	2.71	\$11,884	19	2.58	\$13,476	30	2.30	\$13,855
Saint Mary's	107	2.81	\$10,819	133	2.78	\$10,544	89	2.67	\$10,094	103	3.06	\$9,109	99	2.92	\$10,389
Sierra Surgery	0	0.00	\$0	0	0.00	\$0	0	0.00	\$0	0	0.00	\$0	0	0.00	\$0
TOTAL	530	3.08	\$11,744	562	2.73	\$10,712	474	2.71	\$10,624	564	2.81	\$11,337	556	2.61	\$11,986
RURAL															
Battle Mountain	1	3.00	\$3,136	1	2.00	\$4,787	1	2.00	\$4,872	0	0.00	\$0	4	1.25	\$3,567
Boulder City	8	1.75	\$6,964	14	2.79	\$7,712	5	3.40	\$9,916	10	2.90	\$7,021	15	3.93	\$10,306
Carson Valley	0	0.00	\$0	1	2.00	\$8,055	6	2.00	\$10,993	9	4.00	\$18,290	11	2.00	\$12,791
Churchill	29	3.03	\$9,831	38	2.45	\$7,154	27	2.81	\$8,375	30	2.73	\$9,427	31	2.74	\$11,307
Desert View	0	0.00	\$0	0	0.00	\$0	0	0.00	\$0	0	0.00	\$0	5	2.00	\$8,738
Grover C. Dils	7	2.43	\$3,727	5	2.40	\$4,302	5	2.60	\$3,922	2	1.50	\$3,541	2	3.00	\$7,145
Humboldt	3	1.00	\$2,247	7	2.29	\$4,653	4	2.00	\$3,345	20	2.35	\$4,036	4	3.50	\$9,457
Incline Village	2	3.50	\$11,503	2	3.00	\$13,820	0	0.00	\$0	0	0.00	\$0	0	0.00	\$0
Mesa View	0	0.00	\$0	12	1.33	\$5,945	8	2.38	\$11,535	2	1.00	\$3,551	4	1.75	\$8,163
Mount Grant	11	3.36	\$8,633	7	2.71	\$6,227	6	2.50	\$7,172	5	3.00	\$7,400	17	4.88	\$10,768
Northeastern	22	2.45	\$8,446	21	2.24	\$7,740	17	2.47	\$9,569	30	2.33	\$9,355	33	2.45	\$12,396
Nye	5	1.60	\$5,847	10	1.60	\$6,592	5	1.60	\$3,722	3	2.00	\$8,745	2	1.50	\$6,710
Pershing	0	0.00	\$0	2	1.50	\$7,574	14	1.86	\$5,495	12	2.58	\$7,241	13	3.23	\$11,124
South Lyon	7	1.71	\$2,391	9	1.78	\$3,327	6	1.33	\$3,293	7	5.57	\$2,246	6	1.17	\$3,431
William Bee Ririe	24	2.71	\$8,745	23	2.78	\$9,749	27	2.48	\$10,147	18	1.89	\$7,918	20	3.40	\$14,148
TOTAL	119	2.59	\$7,869	152	2.31	\$7,152	131	2.39	\$8,143	148	2.66	\$8,119	167	2.95	\$11,031
ALL COUNTIES	2,882	2.87	\$12,709	3,211	2.82	\$13,548	2,668	2.80	\$14,992	2,838	2.78	\$15,937	3,120	2.70	\$17,287

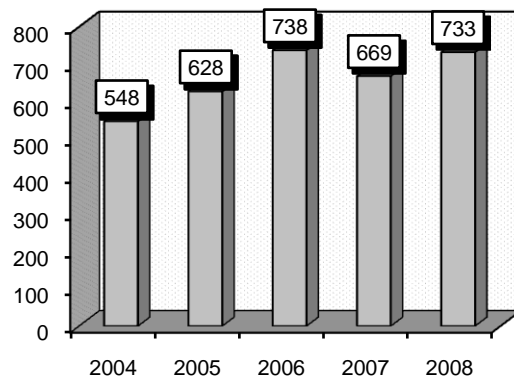
CARDIAC VALVE & OTHER MAJOR CARDIOTHORACIC PROCEDURES

Associated Procedures: Procedures that frequently accompanied cardiac procedures were: 1) Coronary arteriography using two catheters (8855 -6), 2) Left heart cardiac catheterization (3722), 3) Replacement of aortic valve with tissue graft (3521), 4) Angiocardiology (885), 5) Monitoring of cardiac output (8967-8), 6) Transfusion (9904-9), 7) Aortocoronary bypass (3610-4).

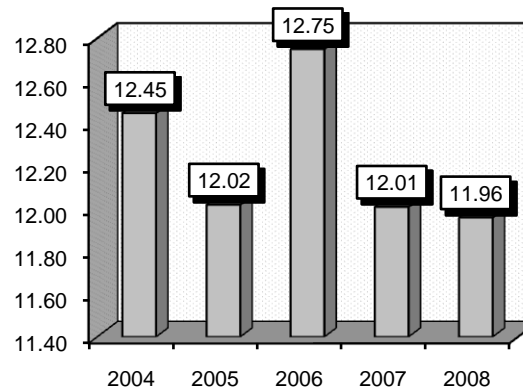
Definitions: **Coronary:** Related to arteries that supply blood and nutrients to the heart. **Aorta:** The largest artery in the body. It carries oxygen-rich blood away from the heart to vessels that reach the rest of the body. **Arteriography:** A procedure to x-ray arteries. The arteries can be seen because of an injection of a dye that outlines the vessels on an x-ray. **Catheter:** A thin, flexible, hollow tube through which fluids enter or leave the body. **Angiocardiology:** An x-ray method using dye in the bloodstream to show the dimension of the heart. X-ray examination of the heart and great blood vessels that follows the course of an opaque fluid which has been injected into the blood stream. **Transfusion:** Replacing blood or blood components a body has lost in surgery, or through an accident.

Gender	2004			2005			2006			2007			2008		
	Cases	Avg LOS	Avg Bill	Cases	Avg LOS	Avg Bill	Cases	Avg LOS	Avg Bill	Cases	Avg LOS	Avg Bill	Cases	Avg LOS	Avg Bill
Male	320	12.49	\$168,571	387	11.56	\$167,952	441	13.16	\$200,437	425	11.52	\$204,413	451	11.60	\$218,044
Female	228	12.39	\$163,939	241	12.76	\$175,773	297	12.12	\$183,829	244	12.86	\$228,453	282	12.54	\$222,224
Age Group	Cases	Avg LOS	Avg Bill	Cases	Avg LOS	Avg Bill	Cases	Avg LOS	Avg Bill	Cases	Avg LOS	Avg Bill	Cases	Avg LOS	Avg Bill
Ages 0-17	12	13.17	\$207,894	15	4.87	\$119,548	18	10.44	\$211,939	19	11.32	\$268,765	20	8.10	\$242,289
Ages 18-35	19	14.79	\$177,846	18	14.44	\$158,238	33	11.91	\$166,741	20	9.20	\$175,854	22	9.91	\$225,714
Ages 36-49	47	13.96	\$174,849	63	14.60	\$185,285	67	13.13	\$189,308	58	13.28	\$217,737	54	9.61	\$203,457
Ages 50-64	154	10.92	\$147,629	161	12.29	\$171,316	216	13.29	\$189,189	202	12.16	\$210,235	209	12.94	\$223,532
Ages 65+	316	12.80	\$172,450	371	11.63	\$171,057	404	12.56	\$198,328	370	11.92	\$213,238	428	12.07	\$218,432
TOTAL	548	12.45	\$166,644	628	12.02	\$170,953	738	12.75	\$193,753	669	12.01	\$213,181	733	11.96	\$219,652

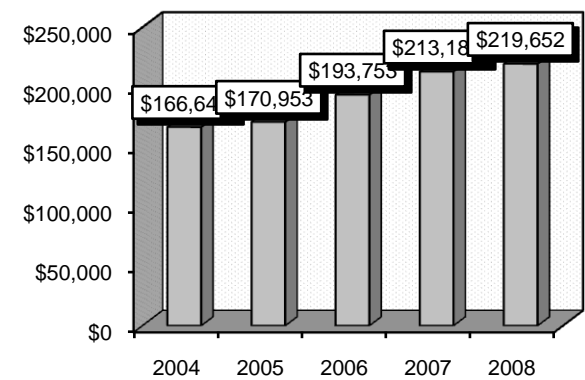
Patient Discharges



Average Length of Stay



Average Billed Charges



County / Hospital	2004			2005			2006			2007			2008		
	Cases	Avg LOS	Avg Bill	Cases	Avg LOS	Avg Bill	Cases	Avg LOS	Avg Bill	Cases	Avg LOS	Avg Bill	Cases	Avg LOS	Avg Bill
CLARK															
Centennial Hills	0	0.00	\$0	0	0.00	\$0	0	0.00	\$0	0	0.00	\$0	0	0.00	\$0
Desert Springs	56	13.98	\$170,578	81	13.31	\$174,628	84	13.83	\$188,809	108	10.72	\$195,796	89	12.82	\$224,884
Mountain View	1	34.00	\$373,021	9	14.11	\$199,513	26	14.42	\$212,061	19	10.11	\$228,635	14	15.86	\$312,078
North Vista	0	0.00	\$0	0	0.00	\$0	0	0.00	\$0	0	0.00	\$0	0	0.00	\$0
St. Rose-Rose de Lima	0	0.00	\$0	0	0.00	\$0	0	0.00	\$0	0	0.00	\$0	0	0.00	\$0
St. Rose-San Martin	0	0.00	\$0	0	0.00	\$0	0	0.00	\$0	9	6.78	\$137,385	81	10.43	\$200,160
St. Rose-Siena	48	11.08	\$175,125	47	10.17	\$175,524	50	13.22	\$212,202	56	12.68	\$230,439	55	11.58	\$221,682
Southern Hills	0	0.00	\$0	0	0.00	\$0	0	0.00	\$0	0	0.00	\$0	0	0.00	\$0
Spring Valley	0	0.00	\$0	0	0.00	\$0	0	0.00	\$0	0	0.00	\$0	16	13.56	\$272,441
Summerlin	0	0.00	\$0	0	0.00	\$0	50	10.26	\$202,907	47	13.21	\$266,610	30	11.47	\$233,569
Sunrise	164	12.87	\$182,031	168	11.14	\$176,015	225	13.15	\$219,831	135	13.05	\$260,632	136	13.22	\$281,041
UMC	33	17.91	\$199,242	60	17.28	\$202,070	25	18.68	\$259,204	41	19.68	\$328,994	38	12.87	\$302,249
Valley	74	16.09	\$241,352	86	16.37	\$258,054	77	18.55	\$269,458	71	14.38	\$261,600	62	14.55	\$255,316
TOTAL	376	13.94	\$193,137	451	13.30	\$195,294	537	14.09	\$221,265	486	13.03	\$245,698	521	12.66	\$248,929
WASHOE															
Carson Tahoe	0	0.00	\$0	0	0.00	\$0	59	7.54	\$134,763	65	7.40	\$140,311	63	8.03	\$145,437
Northern Nevada	0	0.00	\$0	0	0.00	\$0	0	0.00	\$0	0	0.00	\$0	0	0.00	\$0
Renown Regional	113	9.47	\$91,921	108	9.19	\$95,706	77	10.21	\$102,736	69	11.42	\$116,823	89	10.53	\$129,108
Renown S. Meadows	0	0.00	\$0	0	0.00	\$0	0	0.00	\$0	0	0.00	\$0	0	0.00	\$0
Saint Mary's	59	8.64	\$140,921	69	8.04	\$129,637	65	9.40	\$127,832	49	8.88	\$123,008	60	12.20	\$177,667
Sierra Surgery	0	0.00	\$0	0	0.00	\$0	0	0.00	\$0	0	0.00	\$0	0	0.00	\$0
TOTAL	172	9.19	\$108,729	177	8.75	\$108,934	201	9.16	\$120,253	183	9.31	\$126,822	212	10.26	\$147,703
RURAL															
Battle Mountain	0	0.00	\$0	0	0.00	\$0	0	0.00	\$0	0	0.00	\$0	0	0.00	\$0
Boulder City	0	0.00	\$0	0	0.00	\$0	0	0.00	\$0	0	0.00	\$0	0	0.00	\$0
Carson Valley	0	0.00	\$0	0	0.00	\$0	0	0.00	\$0	0	0.00	\$0	0	0.00	\$0
Churchill	0	0.00	\$0	0	0.00	\$0	0	0.00	\$0	0	0.00	\$0	0	0.00	\$0
Desert View	0	0.00	\$0	0	0.00	\$0	0	0.00	\$0	0	0.00	\$0	0	0.00	\$0
Grover C. Dils	0	0.00	\$0	0	0.00	\$0	0	0.00	\$0	0	0.00	\$0	0	0.00	\$0
Humboldt	0	0.00	\$0	0	0.00	\$0	0	0.00	\$0	0	0.00	\$0	0	0.00	\$0
Incline Village	0	0.00	\$0	0	0.00	\$0	0	0.00	\$0	0	0.00	\$0	0	0.00	\$0
Mesa View	0	0.00	\$0	0	0.00	\$0	0	0.00	\$0	0	0.00	\$0	0	0.00	\$0
Mount Grant	0	0.00	\$0	0	0.00	\$0	0	0.00	\$0	0	0.00	\$0	0	0.00	\$0
Northeastern	0	0.00	\$0	0	0.00	\$0	0	0.00	\$0	0	0.00	\$0	0	0.00	\$0
Nye	0	0.00	\$0	0	0.00	\$0	0	0.00	\$0	0	0.00	\$0	0	0.00	\$0
Pershing	0	0.00	\$0	0	0.00	\$0	0	0.00	\$0	0	0.00	\$0	0	0.00	\$0
South Lyon	0	0.00	\$0	0	0.00	\$0	0	0.00	\$0	0	0.00	\$0	0	0.00	\$0
William Bee Ririe	0	0.00	\$0	0	0.00	\$0	0	0.00	\$0	0	0.00	\$0	0	0.00	\$0
TOTAL	0	0.00	\$0	0	0.00	\$0	0	0.00	\$0	0	0.00	\$0	0	0.00	\$0
ALL COUNTIES	548	12.45	\$166,644	628	12.02	\$170,953	738	12.75	\$193,753	669	12.01	\$213,181	733	11.96	\$219,652

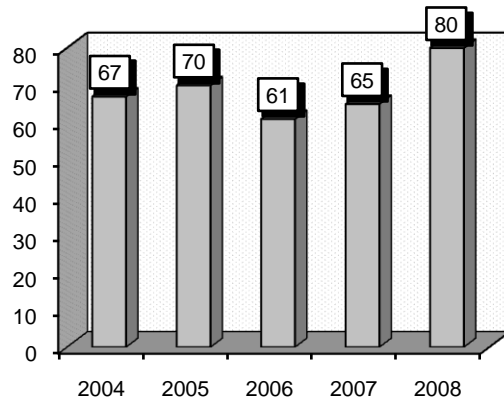
CORONARY BYPASS WITH PTCA

Associated Procedures: Procedures that frequently accompanied cardiac procedures were: 1) Coronary arteriography (8855 -6), 2) Cardiac catheterization (3721-2), 3) Replacement of aortic valve with tissue graft (3521), 4) Angiocardiology (8850 -4), 5) Mammary coronary bypass (3615-6), 6) Aortocoronary bypass (3610-4).

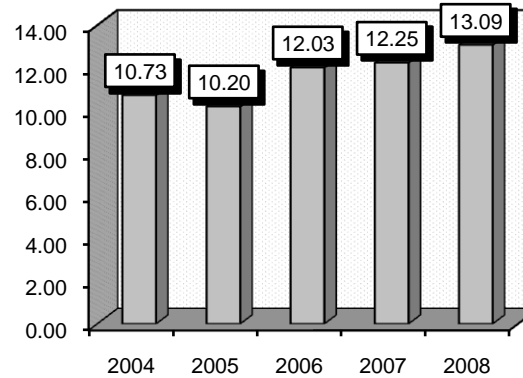
Definitions: **PTCA:** A technique to treat heart disease and chest pain by using angioplasty in the coronary arteries to permit more blood flow into the heart. **Angioplasty:** A procedure in which a special catheter with an inflatable balloon at one end is used to open blocked coronary arteries. **Coronary:** Related to arteries that supply blood and nutrients to the heart. **Aorta:** The largest artery in the body. It carries oxygen-rich blood away from the heart to vessels that reach the rest of the body. **Arteriography:** A procedure to x-ray arteries. The arteries can be seen because of an injection of a dye that outlines the vessels on an x-ray. **Catheter:** A thin, flexible, hollow tube through which fluids enter or leave the body. **Angiocardiology:** An x-ray method using dye in the bloodstream to show the dimension of the heart. X-ray examination of the heart and great blood vessels that follows the course of an opaque fluid which has been injected into the blood stream. **Angiocardiology:** An x-ray method using dye in the bloodstream to show the dimension of the heart.

	2004			2005			2006			2007			2008		
Gender	Cases	Avg LOS	Avg Bill	Cases	Avg LOS	Avg Bill	Cases	Avg LOS	Avg Bill	Cases	Avg LOS	Avg Bill	Cases	Avg LOS	Avg Bill
Male	52	10.37	\$164,682	54	10.19	\$176,108	47	11.47	\$189,414	50	11.82	\$223,027	61	11.11	\$233,901
Female	15	12.00	\$205,041	16	10.25	\$183,674	14	13.93	\$244,676	15	13.67	\$238,871	19	19.42	\$341,235
Age Group	Cases	Avg LOS	Avg Bill	Cases	Avg LOS	Avg Bill	Cases	Avg LOS	Avg Bill	Cases	Avg LOS	Avg Bill	Cases	Avg LOS	Avg Bill
Ages 0-17	0	0.00	\$0	0	0.00	\$0	0	0.00	\$0	0	0.00	\$0	0	0.00	\$0
Ages 18-35	0	0.00	\$0	0	0.00	\$0	0	0.00	\$0	0	0.00	\$0	0	0.00	\$0
Ages 36-49	5	8.20	\$152,416	11	6.82	\$142,053	8	6.75	\$151,556	11	13.09	\$241,481	10	11.00	\$232,702
Ages 50-64	26	11.81	\$189,196	29	10.41	\$172,513	26	13.08	\$197,991	27	12.44	\$214,614	32	10.88	\$255,734
Ages 65+	36	10.31	\$165,496	30	11.23	\$196,105	27	12.59	\$221,027	27	11.70	\$232,725	38	15.50	\$269,498
TOTAL	67	10.73	\$173,717	70	10.20	\$177,837	61	12.03	\$202,097	65	12.25	\$226,684	80	13.09	\$259,393

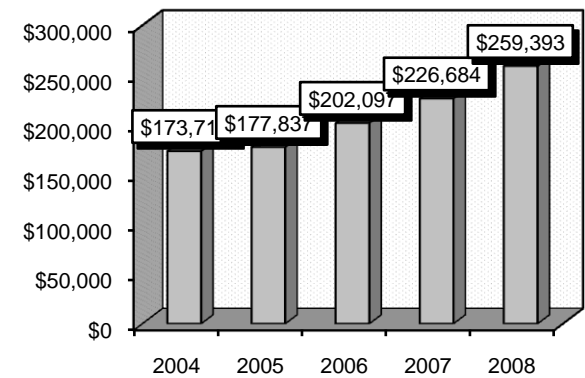
Patient Discharges



Average Length of Stay



Average Billed Charges



County / Hospital	2004			2005			2006			2007			2008		
	Cases	Avg LOS	Avg Bill	Cases	Avg LOS	Avg Bill	Cases	Avg LOS	Avg Bill	Cases	Avg LOS	Avg Bill	Cases	Avg LOS	Avg Bill
CLARK															
Centennial Hills	0	0.00	\$0	0	0.00	\$0	0	0.00	\$0	0	0.00	\$0	0	0.00	\$0
Desert Springs	11	9.45	\$154,715	6	8.67	\$139,314	14	13.21	\$167,239	6	10.83	\$166,014	14	11.50	\$233,619
Mountain View	6	10.67	\$202,646	6	9.00	\$159,281	8	11.25	\$229,602	7	13.29	\$235,483	5	11.40	\$240,669
North Vista	0	0.00	\$0	0	0.00	\$0	0	0.00	\$0	0	0.00	\$0	0	0.00	\$0
St. Rose-Rose de Lima	0	0.00	\$0	0	0.00	\$0	0	0.00	\$0	0	0.00	\$0	0	0.00	\$0
St. Rose-San Martin	0	0.00	\$0	0	0.00	\$0	0	0.00	\$0	1	9.00	\$203,294	3	8.33	\$222,641
St. Rose-Siena	3	12.33	\$187,775	8	13.25	\$238,090	4	8.50	\$199,074	8	7.75	\$176,449	5	9.00	\$220,033
Southern Hills	0	0.00	\$0	0	0.00	\$0	0	0.00	\$0	0	0.00	\$0	0	0.00	\$0
Spring Valley	0	0.00	\$0	0	0.00	\$0	0	0.00	\$0	0	0.00	\$0	6	13.50	\$284,037
Summerlin	0	0.00	\$0	0	0.00	\$0	5	11.00	\$205,891	0	0.00	\$0	3	7.00	\$174,165
Sunrise	13	14.62	\$208,910	10	11.30	\$182,772	6	17.17	\$312,819	18	13.83	\$285,451	18	21.06	\$375,491
UMC	3	9.33	\$150,965	11	8.64	\$157,326	5	7.80	\$144,892	5	12.40	\$234,333	4	6.25	\$231,133
Valley	14	11.57	\$212,702	12	12.25	\$241,230	13	12.77	\$224,985	7	14.86	\$309,604	9	12.44	\$247,025
TOTAL	50	11.70	\$192,552	53	10.70	\$191,497	55	12.22	\$209,638	52	12.38	\$244,930	67	13.52	\$274,260
WASHOE															
Carson Tahoe	0	0.00	\$0	0	0.00	\$0	2	7.00	\$112,602	4	7.75	\$171,993	4	13.50	\$270,154
Northern Nevada	0	0.00	\$0	0	0.00	\$0	0	0.00	\$0	0	0.00	\$0	0	0.00	\$0
Renown Regional	10	9.00	\$107,639	10	8.30	\$131,717	4	12.00	\$143,163	6	12.83	\$139,839	5	11.00	\$151,281
Renown S. Meadows	0	0.00	\$0	0	0.00	\$0	0	0.00	\$0	0	0.00	\$0	0	0.00	\$0
Saint Mary's	7	6.29	\$133,578	7	9.14	\$140,297	0	0.00	\$0	3	14.67	\$157,026	4	8.00	\$134,747
Sierra Surgery	0	0.00	\$0	0	0.00	\$0	0	0.00	\$0	0	0.00	\$0	0	0.00	\$0
TOTAL	17	7.88	\$118,320	17	8.65	\$135,250	6	10.33	\$132,976	13	11.69	\$153,699	13	10.85	\$182,770
RURAL															
Battle Mountain	0	0.00	\$0	0	0.00	\$0	0	0.00	\$0	0	0.00	\$0	0	0.00	\$0
Boulder City	0	0.00	\$0	0	0.00	\$0	0	0.00	\$0	0	0.00	\$0	0	0.00	\$0
Carson Valley	0	0.00	\$0	0	0.00	\$0	0	0.00	\$0	0	0.00	\$0	0	0.00	\$0
Churchill	0	0.00	\$0	0	0.00	\$0	0	0.00	\$0	0	0.00	\$0	0	0.00	\$0
Desert View	0	0.00	\$0	0	0.00	\$0	0	0.00	\$0	0	0.00	\$0	0	0.00	\$0
Grover C. Dils	0	0.00	\$0	0	0.00	\$0	0	0.00	\$0	0	0.00	\$0	0	0.00	\$0
Humboldt	0	0.00	\$0	0	0.00	\$0	0	0.00	\$0	0	0.00	\$0	0	0.00	\$0
Incline Village	0	0.00	\$0	0	0.00	\$0	0	0.00	\$0	0	0.00	\$0	0	0.00	\$0
Mesa View	0	0.00	\$0	0	0.00	\$0	0	0.00	\$0	0	0.00	\$0	0	0.00	\$0
Mount Grant	0	0.00	\$0	0	0.00	\$0	0	0.00	\$0	0	0.00	\$0	0	0.00	\$0
Northeastern	0	0.00	\$0	0	0.00	\$0	0	0.00	\$0	0	0.00	\$0	0	0.00	\$0
Nye	0	0.00	\$0	0	0.00	\$0	0	0.00	\$0	0	0.00	\$0	0	0.00	\$0
Pershing	0	0.00	\$0	0	0.00	\$0	0	0.00	\$0	0	0.00	\$0	0	0.00	\$0
South Lyon	0	0.00	\$0	0	0.00	\$0	0	0.00	\$0	0	0.00	\$0	0	0.00	\$0
William Bee Ririe	0	0.00	\$0	0	0.00	\$0	0	0.00	\$0	0	0.00	\$0	0	0.00	\$0
TOTAL	0	0.00	\$0	0	0.00	\$0	0	0.00	\$0	0	0.00	\$0	0	0.00	\$0
ALL COUNTIES	67	10.73	\$173,717	70	10.20	\$177,837	61	12.03	\$202,097	65	12.25	\$226,684	80	13.09	\$259,393

MAJOR CARDIOVASCULAR PROCEDURES

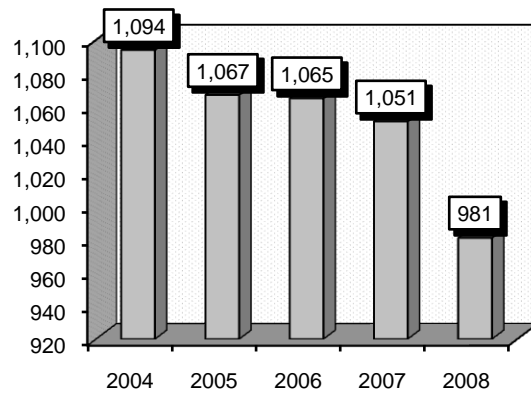
Associated Procedures: Procedures that frequently accompanied major cardiovascular procedures were: 1) Implant of pulsation balloon (3761), 2) Coronary arteriography (8855-6), 3) Cardiac catheterization (3721-2), 4) Aorta-iliac-femoral bypass (3925), 5) Resection of abdominal aorta with replacement (3844), 6) Aortography (8842), 7) Angioplasty or atherectomy of non-coronary vessel (3950).

Definitions: Cardiovascular disease: Any abnormal condition characterized by dysfunction of the heart and blood vessels. **Atherosclerosis:** Yellowish plaques of cholesterol, other lipids and cellular debris in the inner layers of the walls of arteries. **Cardiac catheterization:** A diagnostic procedure in which a catheter is introduced into a large vein and threaded through the circulatory system to the heart. **Bypass:** A procedure to divert the flow of blood thereby bypassing a narrowing or blockage in a blood vessel. **Aneurysm:** A localized dilation of the wall of a blood vessel. **Arteriography:** Radiologic visualization of arteries after a radioopaque contrast medium is introduced into the bloodstream. **Catheter:** A hollow flexible tube that can be inserted into a vessel or cavity of the body. **Angioplasty:** A procedure in which a special catheter with an inflatable balloon at one end is used to open blocked coronary arteries.

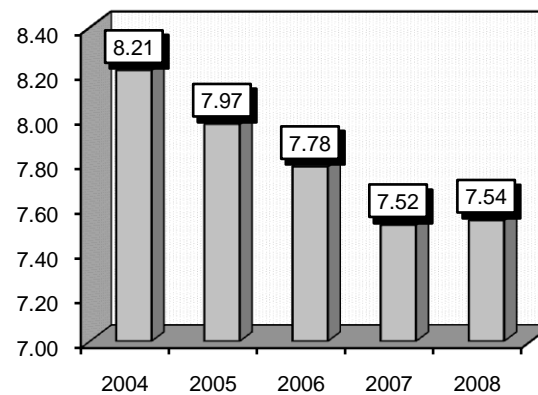
Comment: Cardiovascular procedures include (but are not limited to) diagnostic cardiac catheterization, coronary artery bypass graft procedures, cardiac pacemaker procedures, and heart valve procedures.

Gender	2004			2005			2006			2007			2008		
	Cases	Avg LOS	Avg Bill	Cases	Avg LOS	Avg Bill	Cases	Avg LOS	Avg Bill	Cases	Avg LOS	Avg Bill	Cases	Avg LOS	Avg Bill
Male	759	7.92	\$100,041	715	7.67	\$100,814	737	7.45	\$112,114	713	7.09	\$118,921	648	7.01	\$128,032
Female	335	8.87	\$98,503	352	8.56	\$102,518	328	8.52	\$108,422	338	8.44	\$129,720	333	8.58	\$125,696
Age Group	Cases	Avg LOS	Avg Bill	Cases	Avg LOS	Avg Bill	Cases	Avg LOS	Avg Bill	Cases	Avg LOS	Avg Bill	Cases	Avg LOS	Avg Bill
Ages 0-17	29	15.69	\$162,681	42	13.50	\$142,077	26	13.96	\$196,938	45	12.33	\$238,529	39	17.00	\$298,522
Ages 18-35	24	8.17	\$89,085	34	12.47	\$129,881	18	9.94	\$100,013	14	7.50	\$111,186	16	7.69	\$104,393
Ages 36-49	84	8.44	\$95,900	74	8.85	\$91,759	73	8.12	\$100,378	59	8.12	\$129,208	73	6.93	\$113,143
Ages 50-64	310	7.61	\$93,116	320	8.00	\$101,758	310	7.80	\$109,113	312	7.42	\$112,944	298	7.85	\$122,231
Ages 65+	647	8.14	\$100,699	597	7.20	\$97,877	638	7.41	\$109,901	621	7.17	\$118,331	555	6.79	\$120,405
TOTAL	1,094	8.21	\$99,570	1,067	7.97	\$101,376	1,065	7.78	\$110,977	1,051	7.52	\$122,394	981	7.54	\$127,239

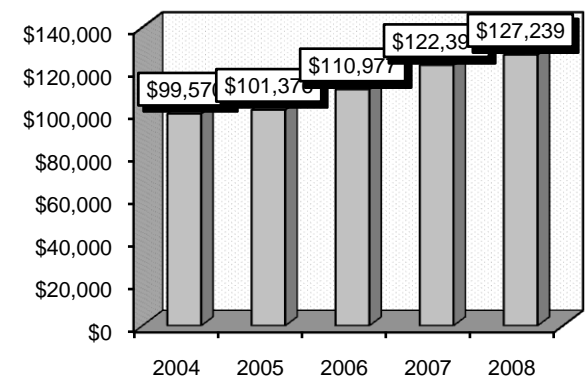
Patient Discharges



Average Length of Stay



Average Billed Charges



County / Hospital	2004			2005			2006			2007			2008		
	Cases	Avg LOS	Avg Bill	Cases	Avg LOS	Avg Bill	Cases	Avg LOS	Avg Bill	Cases	Avg LOS	Avg Bill	Cases	Avg LOS	Avg Bill
CLARK															
Centennial Hills	0	0.00	\$0	0	0.00	\$0	0	0.00	\$0	0	0.00	\$0	12	2.25	\$55,821
Desert Springs	118	8.09	\$91,245	101	8.18	\$107,906	80	7.96	\$101,033	92	8.52	\$123,513	83	7.75	\$121,563
Mountain View	80	9.79	\$105,971	82	7.59	\$85,719	58	7.98	\$107,773	61	8.16	\$117,654	40	7.72	\$136,635
North Vista	11	11.27	\$133,858	7	16.14	\$204,854	6	8.33	\$151,543	8	11.88	\$163,059	3	7.33	\$108,339
St. Rose-Rose de Lima	18	5.44	\$78,341	25	6.72	\$95,568	22	5.14	\$76,669	31	4.77	\$100,193	4	16.75	\$220,797
St. Rose-San Martin	0	0.00	\$0	0	0.00	\$0	0	0.00	\$0	7	8.43	\$120,757	23	8.48	\$125,863
St. Rose-Siena	70	8.59	\$101,937	60	8.47	\$114,683	63	8.30	\$111,574	72	7.15	\$103,066	65	8.65	\$117,919
Southern Hills	6	4.67	\$71,564	15	7.60	\$79,176	10	15.50	\$170,111	16	5.50	\$90,981	14	7.07	\$147,926
Spring Valley	14	4.64	\$91,622	29	5.48	\$89,704	36	6.36	\$95,004	27	6.33	\$110,971	50	9.70	\$171,488
Summerlin	32	8.25	\$103,995	32	7.13	\$101,983	58	9.36	\$128,127	45	8.00	\$130,193	48	7.63	\$140,680
Sunrise	338	7.93	\$100,511	345	7.45	\$100,421	332	7.43	\$120,843	262	8.60	\$154,801	199	8.26	\$164,553
UMC	72	10.61	\$114,958	56	11.02	\$115,157	45	10.87	\$119,606	81	5.84	\$124,917	85	4.94	\$112,142
Valley	117	7.38	\$107,104	93	8.26	\$124,218	112	8.43	\$142,026	121	8.03	\$143,715	98	9.29	\$163,148
TOTAL	876	8.25	\$101,693	845	7.92	\$104,533	822	8.04	\$119,125	823	7.80	\$133,163	724	7.94	\$143,173
WASHOE															
Carson Tahoe	16	5.88	\$62,284	20	4.60	\$75,793	50	4.60	\$81,086	63	4.49	\$90,673	93	3.77	\$73,702
Northern Nevada	19	7.79	\$98,470	11	8.00	\$101,997	5	6.60	\$113,163	4	5.75	\$79,665	7	9.86	\$147,597
Renown Regional	128	8.33	\$95,573	123	9.28	\$97,800	132	6.90	\$79,520	111	6.74	\$77,272	114	8.01	\$78,904
Renown S. Meadows	0	0.00	\$0	4	7.25	\$64,131	1	5.00	\$60,912	2	1.00	\$15,393	0	0.00	\$0
Saint Mary's	51	7.92	\$85,568	63	7.14	\$76,836	54	8.91	\$92,131	46	9.00	\$92,998	42	7.57	\$101,736
Sierra Surgery	0	0.00	\$0	0	0.00	\$0	0	0.00	\$0	0	0.00	\$0	0	0.00	\$0
TOTAL	214	8.00	\$90,957	221	8.14	\$89,432	242	6.86	\$83,276	226	6.50	\$83,703	256	6.45	\$82,639
RURAL															
Battle Mountain	0	0.00	\$0	0	0.00	\$0	0	0.00	\$0	0	0.00	\$0	0	0.00	\$0
Boulder City	0	0.00	\$0	0	0.00	\$0	0	0.00	\$0	0	0.00	\$0	0	0.00	\$0
Carson Valley	0	0.00	\$0	0	0.00	\$0	0	0.00	\$0	0	0.00	\$0	0	0.00	\$0
Churchill	0	0.00	\$0	0	0.00	\$0	0	0.00	\$0	2	10.00	\$63,168	0	0.00	\$0
Desert View	0	0.00	\$0	0	0.00	\$0	0	0.00	\$0	0	0.00	\$0	0	0.00	\$0
Grover C. Dils	0	0.00	\$0	0	0.00	\$0	0	0.00	\$0	0	0.00	\$0	0	0.00	\$0
Humboldt	0	0.00	\$0	0	0.00	\$0	0	0.00	\$0	0	0.00	\$0	0	0.00	\$0
Incline Village	0	0.00	\$0	0	0.00	\$0	0	0.00	\$0	0	0.00	\$0	0	0.00	\$0
Mesa View	0	0.00	\$0	0	0.00	\$0	0	0.00	\$0	0	0.00	\$0	0	0.00	\$0
Mount Grant	0	0.00	\$0	0	0.00	\$0	0	0.00	\$0	0	0.00	\$0	0	0.00	\$0
Northeastern	4	12.00	\$95,311	1	7.00	\$73,753	1	10.00	\$117,065	0	0.00	\$0	0	0.00	\$0
Nye	0	0.00	\$0	0	0.00	\$0	0	0.00	\$0	0	0.00	\$0	0	0.00	\$0
Pershing	0	0.00	\$0	0	0.00	\$0	0	0.00	\$0	0	0.00	\$0	0	0.00	\$0
South Lyon	0	0.00	\$0	0	0.00	\$0	0	0.00	\$0	0	0.00	\$0	0	0.00	\$0
William Bee Ririe	0	0.00	\$0	0	0.00	\$0	0	0.00	\$0	0	0.00	\$0	1	2.00	\$8,775
TOTAL	4	12.00	\$95,311	1	7.00	\$73,753	1	10.00	\$117,065	2	10.00	\$63,168	1	2.00	\$8,775
ALL COUNTIES	1,094	8.21	\$99,570	1,067	7.97	\$101,376	1,065	7.78	\$110,977	1,051	7.52	\$122,394	981	7.54	\$127,239

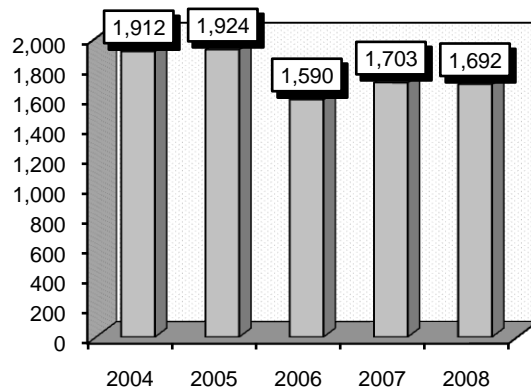
CIRCULATORY DISORDERS WITH ACUTE MYOCARDIAL INFARCTION, DISCHARGED ALIVE

Associated Diagnoses: Diagnoses that frequently accompanied circulatory disorders were: 1) Subendocardial infarction (4107), 2) Congestive heart failure (4280), 3) Coronary atherosclerosis of native coronary artery (41401), 4) Hypertension (4019), 5) Hyperlipidemia (2722,4), 6) Tobacco use disorder (3051).

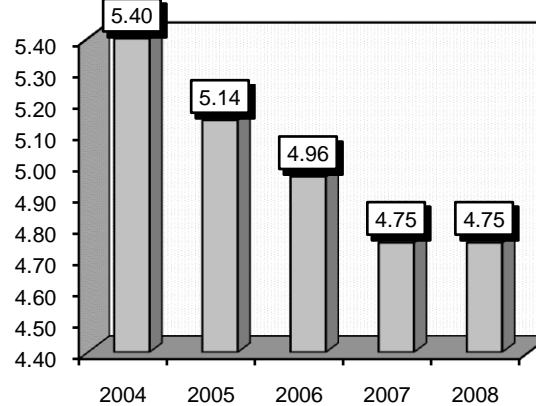
Definitions: **Subendocardial:** The layer of tissue just beneath the endocardium. **Endocardium:** A lining within the inner heart including the valves and bloodvessels. **Acute myocardial infarction:** (AKA heart attack) The early critical stage of necrosis of heart muscle tissue caused by a blockage of a coronary artery. **Necrosis:** Localized tissue death that occurs in groups of cells in response to disease or injury. **Coronary artery(s):** The heart has two main coronary arteries, the right and the left. The right coronary artery curves around the right side of the heart to supply blood to the front and back of that side. The left coronary artery supplies blood to the left side of the heart and has two distinct branches. Atherosclerosis is the most common reason for the blockage of blood vessels. Atherosclerosis occurs when fat and cholesterol build up on the inside walls of hardened arteries. This build-up blocks or narrows the artery and prevents blood and oxygen from reaching the heart muscle. **Atherosclerosis:** Clogging, hardening and narrowing of the arteries and blood vessels. **Hypertension:** Elevated blood pressure persistently exceeding 140/90. Essential hypertension, the most common kind, has no single identifiable cause. **Hyperlipidemia:** Elevated levels of lipids in the blood stream including cholesterol.

Gender	2004			2005			2006			2007			2008		
	Cases	Avg LOS	Avg Bill	Cases	Avg LOS	Avg Bill	Cases	Avg LOS	Avg Bill	Cases	Avg LOS	Avg Bill	Cases	Avg LOS	Avg Bill
Male	1,132	5.14	\$41,167	1,128	4.95	\$43,454	946	4.69	\$43,927	994	4.62	\$46,985	924	4.64	\$48,659
Female	780	5.76	\$41,971	796	5.42	\$44,515	644	5.35	\$45,864	709	4.93	\$45,419	768	4.88	\$47,896
Age Group	Cases	Avg LOS	Avg Bill	Cases	Avg LOS	Avg Bill	Cases	Avg LOS	Avg Bill	Cases	Avg LOS	Avg Bill	Cases	Avg LOS	Avg Bill
Ages 0-17	0	0.00	\$0	0	0.00	\$0	0	0.00	\$0	1	3.00	\$12,549	2	2.00	\$26,351
Ages 18-35	17	2.76	\$31,648	26	5.42	\$59,302	45	2.78	\$37,282	35	3.74	\$45,057	28	2.68	\$36,555
Ages 36-49	179	3.99	\$39,614	188	4.23	\$39,315	170	3.34	\$37,166	157	3.31	\$40,921	161	2.95	\$40,507
Ages 50-64	518	4.90	\$41,093	517	4.29	\$42,471	427	4.70	\$47,312	439	4.16	\$46,898	402	4.14	\$47,718
Ages 65+	1,198	5.86	\$42,090	1,193	5.65	\$44,894	948	5.46	\$45,246	1,071	5.24	\$46,968	1,099	5.29	\$50,014
TOTAL	1,912	5.40	\$41,495	1,924	5.14	\$43,893	1,590	4.96	\$44,711	1,703	4.75	\$46,333	1,692	4.75	\$48,313

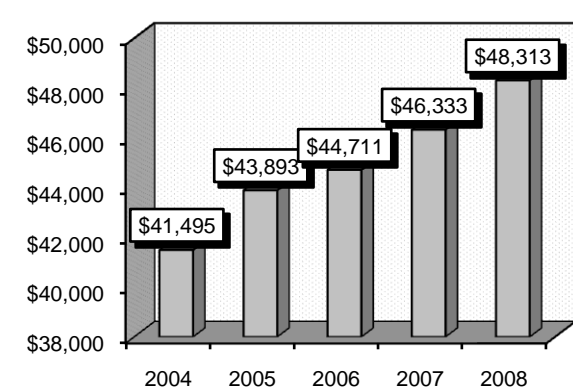
Patient Discharges



Average Length of Stay



Average Billed Charges



County / Hospital	2004			2005			2006			2007			2008		
	Cases	Avg LOS	Avg Bill	Cases	Avg LOS	Avg Bill	Cases	Avg LOS	Avg Bill	Cases	Avg LOS	Avg Bill	Cases	Avg LOS	Avg Bill
CLARK															
Centennial Hills	0	0.00	\$0	0	0.00	\$0	0	0.00	\$0	0	0.00	\$0	76	3.93	\$47,019
Desert Springs	182	6.74	\$43,453	114	6.38	\$44,803	102	6.53	\$47,976	94	5.04	\$45,207	123	5.25	\$51,296
Mountain View	79	7.77	\$56,819	69	6.19	\$53,567	93	4.60	\$43,270	79	4.81	\$54,287	86	5.69	\$64,851
North Vista	108	4.44	\$51,473	92	4.63	\$62,519	91	4.80	\$67,925	92	4.39	\$62,132	67	4.43	\$58,172
St. Rose-Rose de Lima	105	5.20	\$41,877	117	4.23	\$40,846	92	4.32	\$45,854	81	4.78	\$54,435	69	6.42	\$63,231
St. Rose-San Martin	0	0.00	\$0	0	0.00	\$0	3	7.33	\$81,045	28	4.25	\$40,981	31	4.03	\$45,647
St. Rose-Siena	91	5.84	\$41,960	106	5.04	\$48,823	77	5.53	\$51,136	96	3.77	\$43,298	86	4.57	\$56,966
Southern Hills	49	4.43	\$29,232	72	4.82	\$35,563	47	5.55	\$56,613	49	3.98	\$45,285	33	4.33	\$49,762
Spring Valley	131	5.25	\$46,462	165	5.05	\$50,815	151	3.93	\$47,324	189	4.67	\$51,790	134	5.68	\$65,762
Summerlin	147	4.70	\$41,887	165	5.43	\$53,553	70	5.21	\$54,645	87	4.77	\$55,124	75	4.79	\$54,303
Sunrise	134	6.57	\$51,507	118	6.30	\$55,708	114	5.69	\$56,856	99	6.19	\$64,114	127	5.26	\$60,570
UMC	93	6.62	\$44,010	107	6.25	\$47,934	80	8.50	\$66,619	98	6.38	\$64,990	54	3.81	\$42,544
Valley	183	6.36	\$56,351	129	5.93	\$52,457	103	5.95	\$57,376	108	5.31	\$58,138	143	5.59	\$61,402
TOTAL	1,302	5.88	\$46,970	1,254	5.47	\$50,048	1,023	5.41	\$53,618	1,100	4.94	\$54,333	1,104	5.10	\$57,366
WASHOE															
Carson Tahoe	134	2.54	\$24,862	142	3.73	\$32,040	74	3.64	\$32,649	94	3.95	\$35,434	100	3.93	\$33,333
Northern Nevada	56	3.57	\$24,836	31	4.00	\$32,641	45	3.40	\$27,242	32	4.63	\$32,490	28	3.71	\$35,614
Renown Regional	214	5.29	\$38,393	258	5.90	\$40,893	176	5.21	\$36,605	206	5.14	\$37,002	220	4.83	\$36,427
Renown S. Meadows	9	5.00	\$23,623	15	4.13	\$31,384	20	3.15	\$21,830	17	5.00	\$27,308	27	3.85	\$23,433
Saint Mary's	124	5.91	\$32,931	116	4.53	\$29,701	124	4.00	\$24,512	133	5.21	\$32,978	110	4.23	\$30,581
Sierra Surgery	0	0.00	\$0	0	0.00	\$0	0	0.00	\$0	0	0.00	\$0	0	0.00	\$0
TOTAL	537	4.56	\$32,094	562	4.92	\$35,637	439	4.32	\$30,889	482	4.89	\$34,944	485	4.39	\$33,693
RURAL															
Battle Mountain	0	0.00	\$0	1	7.00	\$9,811	0	0.00	\$0	0	0.00	\$0	0	0.00	\$0
Boulder City	18	2.89	\$11,520	15	4.13	\$13,897	14	4.07	\$10,934	10	2.60	\$8,555	5	3.80	\$9,119
Carson Valley	0	0.00	\$0	3	4.00	\$18,289	8	1.63	\$8,660	12	2.42	\$15,391	11	2.73	\$15,657
Churchill	17	2.65	\$13,629	20	2.85	\$12,963	23	3.65	\$17,063	15	2.80	\$13,321	13	3.62	\$16,409
Desert View	0	0.00	\$0	0	0.00	\$0	0	0.00	\$0	0	0.00	\$0	4	1.00	\$3,401
Grover C. Dils	1	1.00	\$3,625	0	0.00	\$0	0	0.00	\$0	0	0.00	\$0	0	0.00	\$0
Humboldt	2	5.00	\$9,277	1	1.00	\$2,116	2	2.50	\$4,704	2	3.00	\$6,511	5	1.60	\$7,291
Incline Village	0	0.00	\$0	0	0.00	\$0	1	4.00	\$21,348	0	0.00	\$0	0	0.00	\$0
Mesa View	0	0.00	\$0	13	1.38	\$10,176	7	2.43	\$14,671	9	2.67	\$12,647	4	2.75	\$9,234
Mount Grant	1	7.00	\$30,710	2	2.00	\$6,008	2	8.00	\$21,767	2	1.00	\$2,757	4	1.00	\$3,106
Northeastern	23	2.65	\$15,497	45	2.20	\$20,847	66	3.59	\$28,087	63	2.54	\$25,856	50	2.74	\$29,405
Nye	11	3.45	\$9,126	2	3.00	\$14,131	1	2.00	\$11,791	3	2.00	\$9,906	4	3.50	\$12,557
Pershing	0	0.00	\$0	0	0.00	\$0	1	1.00	\$3,634	3	3.67	\$9,722	0	0.00	\$0
South Lyon	0	0.00	\$0	4	1.00	\$2,534	2	3.00	\$4,479	0	0.00	\$0	2	2.50	\$9,344
William Bee Ririe	0	0.00	\$0	2	1.00	\$2,963	1	1.00	\$10,155	2	1.00	\$3,015	1	1.00	\$3,049
TOTAL	73	2.93	\$12,997	108	2.52	\$15,382	128	3.46	\$20,938	121	2.55	\$18,977	103	2.72	\$20,124
ALL COUNTIES	1,912	5.40	\$41,495	1,924	5.14	\$43,893	1,590	4.96	\$44,711	1,703	4.75	\$46,333	1,692	4.75	\$48,313

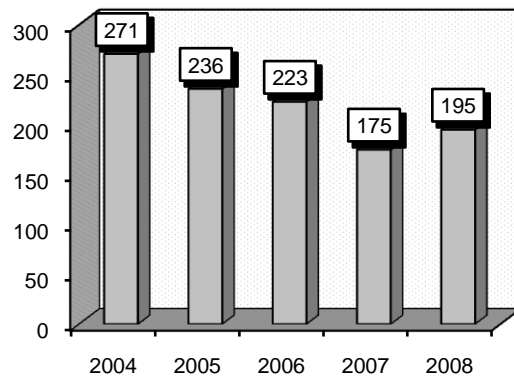
CIRCULATORY DISORDERS WITH ACUTE MYOCARDIAL INFARCTION, EXPIRED

Associated Diagnoses: Diagnoses that frequently accompanied circulatory disorders were: 1) Subendocardial infarction (4107), 2) Congestive heart failure (4280), 3) Coronary atherosclerosis of native coronary artery (41401), 4) Cardiac arrest (4275), 5) Hypertension (4019), 6) Arterial fibrillation (42731), 7) Diabetes mellitus (250).

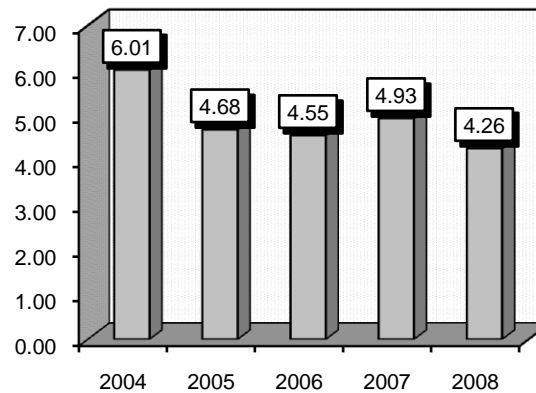
Definitions: **Subendocardial:** The layer of tissue just beneath the endocardium. **Endocardium:** A lining within the inner heart including the valves and bloodvessels. **Acute myocardial infarction:** (AKA heart attack) The early critical stage of necrosis of heart muscle tissue caused by a blockage of a coronary artery. **Necrosis:** Localized tissue death that occurs in groups of cells in response to disease or injury. **Coronary artery(s):** The heart has two main coronary arteries, the right and the left. The right coronary artery curves around the right side of the heart to supply blood to the front and back of that side. The left coronary artery supplies blood to the left side of the heart and has two distinct branches. Atherosclerosis is the most common reason for the blockage of blood vessels. Atherosclerosis occurs when fat and cholesterol build up on the inside walls of hardened arteries. This build-up blocks or narrows the artery and prevents blood and oxygen from reaching the heart muscle. **Atherosclerosis:** Clogging, hardening and narrowing of the arteries and blood vessels. **Hypertension:** Elevated blood pressure persistently exceeding 140/90. Essential hypertension, the most common kind, has no single identifiable cause. **Fibrillation:** Abnormal uncontrolled rapid contraction of the fibers in the heart.

	2004			2005			2006			2007			2008		
Gender	Cases	Avg LOS	Avg Bill	Cases	Avg LOS	Avg Bill	Cases	Avg LOS	Avg Bill	Cases	Avg LOS	Avg Bill	Cases	Avg LOS	Avg Bill
Male	158	6.71	\$68,425	129	4.90	\$53,829	123	4.26	\$55,884	99	4.86	\$68,474	113	4.56	\$63,747
Female	113	5.04	\$53,460	107	4.41	\$52,548	100	4.90	\$59,463	76	5.03	\$57,294	82	3.85	\$58,889
Age Group	Cases	Avg LOS	Avg Bill	Cases	Avg LOS	Avg Bill	Cases	Avg LOS	Avg Bill	Cases	Avg LOS	Avg Bill	Cases	Avg LOS	Avg Bill
Ages 0-17	0	0.00	\$0	0	0.00	\$0	0	0.00	\$0	0	0.00	\$0	0	0.00	\$0
Ages 18-35	1	1.00	\$12,648	2	7.50	\$143,463	2	3.00	\$81,259	1	2.00	\$55,789	2	2.00	\$47,293
Ages 36-49	3	6.33	\$93,040	10	2.90	\$40,920	8	4.88	\$75,434	7	8.29	\$117,484	2	13.00	\$179,277
Ages 50-64	44	7.89	\$90,980	36	5.36	\$63,792	31	5.03	\$66,529	27	4.30	\$65,534	32	4.25	\$73,383
Ages 65+	223	5.66	\$56,311	188	4.61	\$50,926	182	4.47	\$54,899	140	4.91	\$60,612	159	4.18	\$58,056
TOTAL	271	6.01	\$62,185	236	4.68	\$53,248	223	4.55	\$57,489	175	4.93	\$63,618	195	4.26	\$61,704

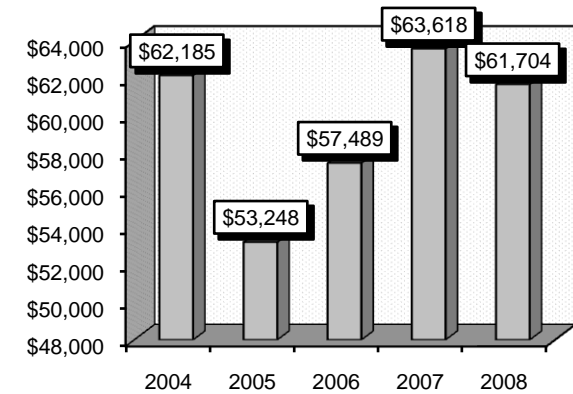
Patient Discharges



Average Length of Stay



Average Billed Charges



County / Hospital	2004			2005			2006			2007			2008		
	Cases	Avg LOS	Avg Bill	Cases	Avg LOS	Avg Bill	Cases	Avg LOS	Avg Bill	Cases	Avg LOS	Avg Bill	Cases	Avg LOS	Avg Bill
CLARK															
Centennial Hills	0	0.00	\$0	0	0.00	\$0	0	0.00	\$0	0	0.00	\$0	5	5.00	\$68,828
Desert Springs	31	6.32	\$63,696	19	4.74	\$53,308	23	6.26	\$74,777	13	3.92	\$58,154	12	4.75	\$61,507
Mountain View	32	8.00	\$94,575	17	8.29	\$95,382	18	4.50	\$53,921	9	8.44	\$130,169	14	7.79	\$101,620
North Vista	9	3.22	\$60,607	9	8.22	\$93,715	12	6.67	\$104,984	5	5.00	\$70,421	4	4.25	\$101,165
St. Rose-Rose de Lima	11	5.09	\$52,052	12	1.58	\$23,936	13	3.77	\$45,096	9	2.44	\$34,895	4	4.25	\$65,800
St. Rose-San Martin	0	0.00	\$0	0	0.00	\$0	0	0.00	\$0	2	5.50	\$40,253	1	10.00	\$127,317
St. Rose-Siena	15	6.67	\$67,892	18	4.11	\$54,346	9	3.33	\$33,798	9	2.33	\$39,324	18	3.67	\$63,405
Southern Hills	2	7.50	\$58,962	3	7.33	\$67,294	2	7.00	\$64,773	2	1.50	\$17,400	2	9.50	\$130,117
Spring Valley	16	7.13	\$74,890	9	5.22	\$57,250	9	6.44	\$85,449	8	8.00	\$106,158	12	5.50	\$102,816
Summerlin	8	6.00	\$53,429	16	3.56	\$44,093	12	6.83	\$118,312	10	4.90	\$82,944	10	2.50	\$41,416
Sunrise	26	4.88	\$52,764	24	4.71	\$53,727	23	5.39	\$76,502	19	5.42	\$78,902	19	2.16	\$54,874
UMC	10	13.60	\$108,283	16	4.25	\$51,480	12	4.75	\$70,286	8	8.75	\$141,817	7	4.57	\$70,483
Valley	31	6.90	\$81,158	30	5.77	\$75,345	21	2.52	\$43,856	22	3.50	\$45,141	20	5.50	\$92,917
TOTAL	191	6.76	\$72,521	173	5.08	\$60,921	154	5.01	\$69,370	116	4.93	\$72,141	128	4.64	\$76,124
WASHOE															
Carson Tahoe	9	4.11	\$44,642	9	3.56	\$38,883	12	3.83	\$28,547	10	3.30	\$40,856	11	2.91	\$36,176
Northern Nevada	6	4.00	\$40,248	5	4.20	\$35,885	3	4.00	\$40,615	2	4.50	\$42,329	2	7.50	\$69,149
Renown Regional	35	4.83	\$46,513	23	3.70	\$34,626	31	3.90	\$39,569	32	5.28	\$52,918	24	4.13	\$39,459
Renown S. Meadows	1	4.00	\$19,793	1	2.00	\$18,994	2	4.50	\$27,595	2	5.50	\$44,310	5	6.20	\$50,120
Saint Mary's	18	3.89	\$29,015	12	3.83	\$37,246	13	2.31	\$21,501	10	4.80	\$37,903	18	2.83	\$26,512
Sierra Surgery	0	0.00	\$0	0	0.00	\$0	0	0.00	\$0	0	0.00	\$0	0	0.00	\$0
TOTAL	69	4.41	\$40,772	50	3.72	\$35,834	61	3.57	\$33,209	56	4.82	\$47,397	60	3.80	\$36,851
RURAL															
Battle Mountain	0	0.00	\$0	0	0.00	\$0	0	0.00	\$0	0	0.00	\$0	0	0.00	\$0
Boulder City	1	1.00	\$4,664	2	5.50	\$23,395	3	5.00	\$16,487	1	3.00	\$7,870	1	1.00	\$458
Carson Valley	0	0.00	\$0	0	0.00	\$0	1	3.00	\$14,421	0	0.00	\$0	1	1.00	\$28,372
Churchill	4	3.00	\$17,495	4	4.00	\$26,439	0	0.00	\$0	0	0.00	\$0	0	0.00	\$0
Desert View	0	0.00	\$0	0	0.00	\$0	0	0.00	\$0	0	0.00	\$0	1	1.00	\$5,094
Grover C. Dils	0	0.00	\$0	0	0.00	\$0	0	0.00	\$0	0	0.00	\$0	0	0.00	\$0
Humboldt	1	4.00	\$13,599	0	0.00	\$0	0	0.00	\$0	1	5.00	\$32,850	1	2.00	\$8,611
Incline Village	0	0.00	\$0	0	0.00	\$0	0	0.00	\$0	0	0.00	\$0	0	0.00	\$0
Mesa View	0	0.00	\$0	0	0.00	\$0	1	1.00	\$11,871	0	0.00	\$0	0	0.00	\$0
Mount Grant	0	0.00	\$0	0	0.00	\$0	0	0.00	\$0	0	0.00	\$0	0	0.00	\$0
Northeastern	2	5.50	\$41,248	5	2.20	\$14,804	2	2.00	\$14,300	1	13.00	\$69,909	2	1.50	\$13,646
Nye	2	1.50	\$3,479	0	0.00	\$0	1	1.00	\$6,897	0	0.00	\$0	1	1.00	\$7,545
Pershing	1	3.00	\$9,608	1	1.00	\$7,036	0	0.00	\$0	0	0.00	\$0	0	0.00	\$0
South Lyon	0	0.00	\$0	1	1.00	\$2,007	0	0.00	\$0	0	0.00	\$0	0	0.00	\$0
William Bee Ririe	0	0.00	\$0	0	0.00	\$0	0	0.00	\$0	0	0.00	\$0	0	0.00	\$0
TOTAL	11	3.09	\$17,027	13	3.08	\$18,124	8	3.00	\$13,906	3	7.00	\$36,876	7	1.29	\$11,053
ALL COUNTIES	271	6.01	\$62,185	236	4.68	\$53,248	223	4.55	\$57,489	175	4.93	\$63,618	195	4.26	\$61,704

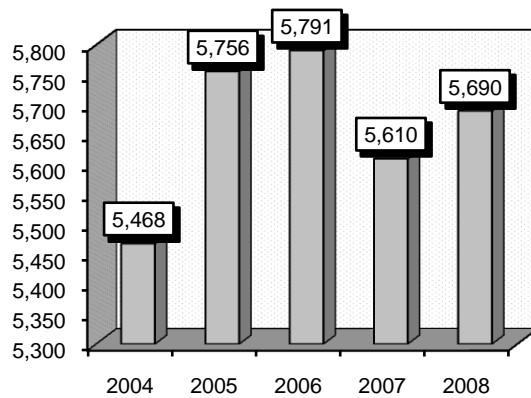
HEART FAILURE & SHOCK

Associated Diagnoses: Diagnoses that frequently accompanied heart failure and shock were: 1) Hypertension (4019), 2) Atrial fibrillation (42731), 3) Diabetes mellitus (25000), 4) Coronary atherosclerosis of native coronary artery (41401), 5) Hyperlipidemia (2724).

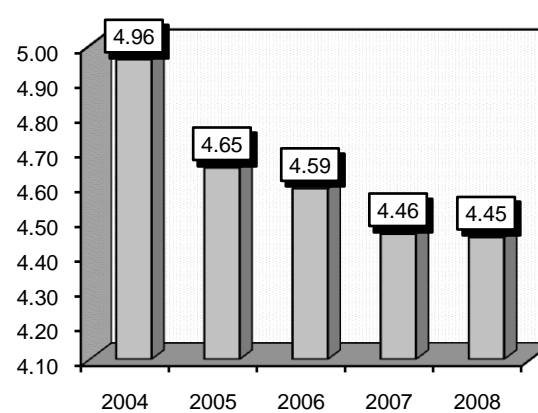
Definitions: **Hypertension:** Elevated blood pressure persistently exceeding 140/90. Essential hypertension, the most common kind, has no single identifiable cause. **Atrial fibrillation:** An irregular heart rhythm causing an incomplete emptying of blood from the atria. **Atria:** The two upper chambers of the heart. **Heart failure:** A condition in which the heart cannot pump enough blood to meet the requirements of the body tissues. Heart failure is closely associated with many forms of heart disease, most of which affect the left side of the heart. Clinicians divide heart failure into left-sided heart failure and right-sided heart failure. **Congestive heart failure:** impaired cardiac pumping, failure of the ventricles to eject blood efficiently results in volume overload. **Shock:** An abnormal condition of inadequate blood flow to the body's tissues, with life-threatening cellular dysfunction. **Hypertensive heart disease:** A late complication of hypertension (high blood pressure) that affects the heart. Hypertension increases the workload of the heart and over time, this can cause thickening of the heart muscle and the symptoms of hypertensive heart disease. As the heart continues to pump against elevated pressure in the blood vessels, the left ventricle becomes enlarged and the amount of blood pumped by the heart each minute goes down, and without treatment, symptoms of congestive heart failure may develop. **Atherosclerosis:** Clogging, hardening and narrow of the arteries and blood vessels. **Hyperlipidemia:** Elevated levels of lipids in the blood stream including cholesterol.

Gender	2004			2005			2006			2007			2008		
	Cases	Avg LOS	Avg Bill	Cases	Avg LOS	Avg Bill	Cases	Avg LOS	Avg Bill	Cases	Avg LOS	Avg Bill	Cases	Avg LOS	Avg Bill
Male	2,873	4.87	\$27,597	3,107	4.49	\$28,254	3,097	4.55	\$29,945	3,174	4.42	\$32,606	3,211	4.40	\$34,602
Female	2,595	5.05	\$28,213	2,649	4.83	\$29,003	2,694	4.63	\$29,844	2,436	4.50	\$32,824	2,479	4.53	\$34,797
Age Group	Cases	Avg LOS	Avg Bill	Cases	Avg LOS	Avg Bill	Cases	Avg LOS	Avg Bill	Cases	Avg LOS	Avg Bill	Cases	Avg LOS	Avg Bill
Ages 0-17	7	5.57	\$48,036	14	4.21	\$27,810	6	3.67	\$24,047	9	6.33	\$77,562	8	5.13	\$70,017
Ages 18-35	78	4.13	\$20,948	92	4.52	\$25,204	107	4.08	\$26,067	126	3.91	\$32,256	105	3.86	\$31,095
Ages 36-49	452	4.43	\$26,387	532	4.36	\$26,942	477	4.46	\$28,489	542	4.31	\$32,557	465	3.87	\$31,880
Ages 50-64	1,201	5.27	\$30,025	1,195	4.82	\$31,114	1,311	4.66	\$31,163	1,202	4.59	\$34,859	1,315	4.51	\$37,013
Ages 65+	3,730	4.94	\$27,491	3,923	4.64	\$28,140	3,890	4.59	\$29,759	3,731	4.45	\$31,932	3,797	4.52	\$34,250
TOTAL	5,468	4.96	\$27,889	5,756	4.65	\$28,599	5,791	4.59	\$29,898	5,610	4.46	\$32,700	5,690	4.45	\$34,687

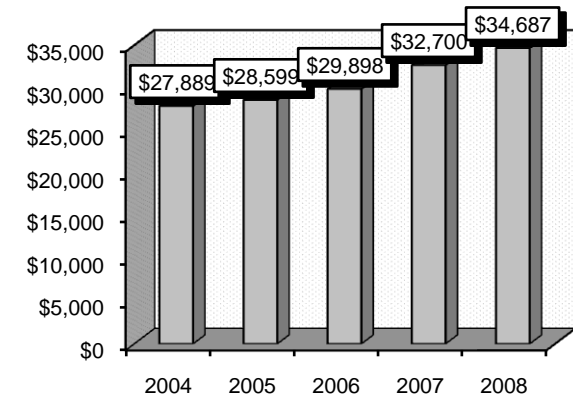
Patient Discharges



Average Length of Stay



Average Billed Charges



County / Hospital	2004			2005			2006			2007			2008		
	Cases	Avg LOS	Avg Bill	Cases	Avg LOS	Avg Bill	Cases	Avg LOS	Avg Bill	Cases	Avg LOS	Avg Bill	Cases	Avg LOS	Avg Bill
CLARK															
Centennial Hills	0	0.00	\$0	0	0.00	\$0	0	0.00	\$0	0	0.00	\$0	117	4.18	\$36,544
Desert Springs	475	5.02	\$27,945	467	4.93	\$32,054	486	4.81	\$32,013	489	4.80	\$34,578	469	4.52	\$37,415
Mountain View	476	5.30	\$31,003	454	4.65	\$28,984	511	5.15	\$34,650	489	4.98	\$38,560	469	5.27	\$44,096
North Vista	305	5.22	\$39,241	312	5.07	\$39,027	277	4.58	\$37,425	311	4.85	\$41,790	267	5.61	\$50,700
St. Rose-Rose de Lima	269	4.65	\$27,126	252	3.99	\$26,173	265	3.91	\$29,709	218	3.76	\$31,510	233	4.85	\$37,056
St. Rose-San Martin	0	0.00	\$0	0	0.00	\$0	10	4.10	\$29,690	91	3.96	\$32,814	183	4.19	\$32,845
St. Rose-Siena	303	4.72	\$26,635	289	4.78	\$30,215	393	4.17	\$30,602	352	4.00	\$31,315	317	4.26	\$33,364
Southern Hills	118	5.52	\$29,434	156	5.46	\$30,924	155	5.12	\$32,992	115	5.62	\$40,964	102	3.89	\$28,585
Spring Valley	219	4.54	\$28,424	325	4.41	\$31,133	272	4.02	\$29,802	260	4.44	\$37,119	236	3.74	\$33,170
Summerlin	276	4.64	\$32,041	311	5.02	\$35,802	286	5.20	\$37,493	299	4.71	\$40,704	338	4.55	\$42,293
Sunrise	536	5.92	\$39,633	570	5.12	\$36,467	583	5.04	\$39,655	464	4.97	\$41,402	579	4.97	\$43,803
UMC	711	5.28	\$24,759	672	5.03	\$26,713	543	5.01	\$25,795	643	4.26	\$31,185	474	3.83	\$33,546
Valley	387	5.64	\$34,975	411	5.32	\$37,520	501	4.91	\$36,560	458	4.73	\$39,342	425	4.77	\$40,282
TOTAL	4,075	5.21	\$30,992	4,219	4.91	\$32,204	4,282	4.78	\$33,445	4,189	4.61	\$36,632	4,209	4.60	\$39,127
WASHOE															
Carson Tahoe	229	3.16	\$15,300	265	3.50	\$17,612	257	3.37	\$20,242	291	3.53	\$22,028	280	3.61	\$21,706
Northern Nevada	65	3.69	\$21,509	81	3.94	\$25,056	130	3.39	\$22,058	101	4.16	\$30,105	106	4.13	\$33,396
Renown Regional	485	4.74	\$24,525	429	4.52	\$24,030	405	4.67	\$23,772	353	4.27	\$24,859	383	4.43	\$25,534
Renown S. Meadows	46	3.91	\$18,989	67	3.16	\$18,060	93	4.03	\$21,313	70	4.20	\$23,015	64	4.03	\$22,741
Saint Mary's	255	5.30	\$20,161	293	4.41	\$19,982	280	4.66	\$20,623	266	4.29	\$19,858	247	4.03	\$21,483
Sierra Surgery	0	0.00	\$0	0	0.00	\$0	0	0.00	\$0	0	0.00	\$0	0	0.00	\$0
TOTAL	1,080	4.44	\$21,121	1,135	4.13	\$21,207	1,165	4.19	\$21,849	1,081	4.06	\$23,237	1,080	4.07	\$24,221
RURAL															
Battle Mountain	4	2.50	\$5,524	16	2.81	\$5,262	3	3.33	\$4,584	0	0.00	\$0	3	4.67	\$7,039
Boulder City	52	4.37	\$10,425	55	3.73	\$11,203	41	3.54	\$9,130	30	4.73	\$9,999	26	4.77	\$11,721
Carson Valley	0	0.00	\$0	15	4.20	\$17,358	33	4.15	\$17,038	32	3.66	\$20,617	40	3.20	\$23,099
Churchill	72	3.76	\$16,266	51	4.12	\$16,272	48	3.52	\$14,975	58	4.79	\$19,627	62	4.10	\$18,125
Desert View	0	0.00	\$0	0	0.00	\$0	0	0.00	\$0	0	0.00	\$0	42	3.40	\$15,062
Grover C. Dils	12	3.58	\$5,900	15	4.20	\$6,692	11	2.64	\$5,693	8	4.38	\$6,578	9	3.22	\$7,441
Humboldt	10	3.40	\$6,027	9	3.56	\$7,110	7	2.71	\$9,210	8	4.25	\$8,631	18	3.00	\$8,796
Incline Village	2	1.00	\$5,262	1	1.00	\$7,383	3	2.00	\$11,938	2	3.50	\$16,385	0	0.00	\$0
Mesa View	0	0.00	\$0	47	2.17	\$9,372	36	2.33	\$11,633	34	2.38	\$11,759	19	2.26	\$9,743
Mount Grant	22	4.18	\$11,916	13	3.31	\$8,283	23	3.96	\$10,359	24	5.50	\$12,424	43	5.93	\$12,265
Northeastern	47	3.26	\$13,669	65	3.74	\$17,803	70	4.16	\$18,788	61	3.38	\$18,532	59	3.85	\$24,539
Nye	19	1.95	\$7,099	30	2.40	\$10,431	8	1.88	\$7,926	20	2.40	\$9,706	11	3.00	\$12,081
Pershing	1	3.00	\$5,726	8	2.63	\$8,782	9	4.11	\$11,481	12	5.17	\$17,008	10	5.20	\$17,588
South Lyon	37	3.03	\$5,130	39	2.92	\$4,734	18	3.56	\$5,249	26	3.62	\$5,828	15	2.67	\$7,476
William Bee Ririe	35	2.97	\$8,123	38	3.50	\$11,609	34	3.65	\$11,971	25	2.88	\$9,837	44	4.16	\$16,205
TOTAL	313	3.48	\$10,851	402	3.35	\$11,634	344	3.55	\$13,001	340	3.85	\$14,343	401	3.94	\$16,274
ALL COUNTIES	5,468	4.96	\$27,889	5,756	4.65	\$28,599	5,791	4.59	\$29,898	5,610	4.46	\$32,700	5,690	4.45	\$34,687

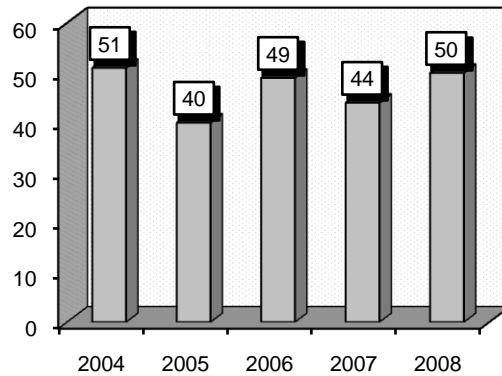
CARDIAC ARREST, UNEXPLAINED

Associated Diagnoses: Diagnoses that frequently accompanied cardiac arrest were: 1) Hypertension (4019), 2) Congestive heart failure (4280), 3) Acute respiratory failure (51881), 4) Axonic brain damage (3481), 5) Diabetes mellitus (25000), 6) Acidosis (2762), 7) Hypotension (458).

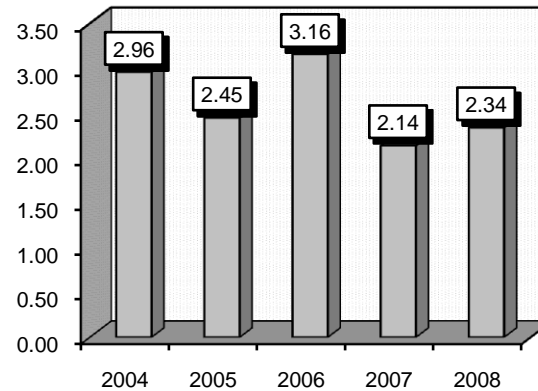
Definitions: **Hypertension:** Elevated blood pressure persistently exceeding 140/90. Essential hypertension, the most common kind, has no single identifiable cause. **Acidosis:** Excessive acidity of body fluids due to accumulation of acids as may happen in diabetes or kidney disease. **Axonic:** Pertaining to the arm of a nerve cell that normally transmits outgoing signals from one cell body to another. **Diabetes Mellitus:** High blood sugar resulting from low levels of insulin or insulin resistance. **Hypopotassemia:** Disorder of fluid, electrolyte, and acid-base balance. **Heart failure:** A condition in which the heart cannot pump enough blood to meet the requirements of the body tissues. Heart failure is closely associated with many forms of heart disease, most of which affect the left side of the heart. Clinicians divide heart failure into left-sided heart failure and right-sided heart failure. **Congestive heart failure:** Impaired cardiac pumping, failure of the ventricles to eject blood efficiently results in volume overload. **Shock:** An abnormal condition of inadequate blood flow to the body's tissues, with life-threatening cellular dysfunction. **Atherosclerosis:** Clogging, hardening and narrowing of the arteries and blood vessels. **Hypotension:** Blood pressure below normal.

	2004			2005			2006			2007			2008		
Gender	Cases	Avg LOS	Avg Bill	Cases	Avg LOS	Avg Bill	Cases	Avg LOS	Avg Bill	Cases	Avg LOS	Avg Bill	Cases	Avg LOS	Avg Bill
Male	27	2.93	\$37,768	24	1.75	\$28,655	23	3.17	\$46,708	26	1.77	\$28,538	36	2.17	\$33,304
Female	24	3.00	\$32,408	16	3.50	\$49,328	26	3.15	\$36,340	18	2.67	\$34,711	14	2.79	\$27,269
Age Group	Cases	Avg LOS	Avg Bill	Cases	Avg LOS	Avg Bill	Cases	Avg LOS	Avg Bill	Cases	Avg LOS	Avg Bill	Cases	Avg LOS	Avg Bill
Ages 0-17	1	6.00	\$64,345	1	3.00	\$46,304	2	1.00	\$19,172	3	1.67	\$47,360	3	3.33	\$51,925
Ages 18-35	0	0.00	\$0	1	1.00	\$33,365	3	5.67	\$125,904	3	2.00	\$41,808	3	3.67	\$66,691
Ages 36-49	4	1.50	\$29,021	7	2.57	\$33,347	1	1.00	\$18,881	3	1.33	\$27,134	4	4.75	\$65,875
Ages 50-64	19	3.26	\$40,660	10	4.50	\$72,379	13	2.62	\$33,125	8	2.13	\$36,147	12	2.00	\$28,983
Ages 65+	27	2.85	\$31,280	21	1.48	\$20,957	30	3.37	\$38,452	27	2.30	\$26,989	28	1.89	\$21,913
TOTAL	51	2.96	\$35,246	40	2.45	\$36,924	49	3.16	\$41,206	44	2.14	\$31,063	50	2.34	\$31,614

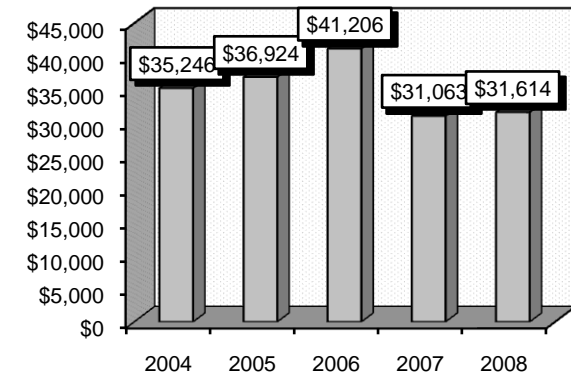
Patient Discharges



Average Length of Stay



Average Billed Charges



County / Hospital	2004			2005			2006			2007			2008		
	Cases	Avg LOS	Avg Bill	Cases	Avg LOS	Avg Bill	Cases	Avg LOS	Avg Bill	Cases	Avg LOS	Avg Bill	Cases	Avg LOS	Avg Bill
CLARK															
Centennial Hills	0	0.00	\$0	0	0.00	\$0	0	0.00	\$0	0	0.00	\$0	3	1.33	\$39,316
Desert Springs	8	5.00	\$52,073	6	2.17	\$26,870	10	1.40	\$23,160	2	4.00	\$20,422	6	1.00	\$24,524
Mountain View	3	2.00	\$32,585	2	6.50	\$90,434	7	3.29	\$42,058	6	3.00	\$48,529	2	1.00	\$23,308
North Vista	5	1.40	\$27,729	2	1.00	\$28,377	1	1.00	\$23,397	0	0.00	\$0	1	2.00	\$60,269
St. Rose-Rose de Lima	4	1.50	\$24,667	1	1.00	\$32,630	1	1.00	\$19,496	6	1.50	\$37,175	1	1.00	\$12,617
St. Rose-San Martin	0	0.00	\$0	0	0.00	\$0	0	0.00	\$0	0	0.00	\$0	0	0.00	\$0
St. Rose-Siena	4	6.00	\$61,770	1	1.00	\$19,086	2	7.50	\$64,801	5	1.00	\$20,899	2	2.00	\$19,907
Southern Hills	0	0.00	\$0	0	0.00	\$0	0	0.00	\$0	0	0.00	\$0	1	1.00	\$12,093
Spring Valley	0	0.00	\$0	1	2.00	\$38,039	1	1.00	\$1,847	2	1.00	\$23,791	8	2.00	\$33,925
Summerlin	1	1.00	\$19,063	5	5.20	\$85,795	2	6.50	\$77,444	4	1.00	\$26,330	5	1.20	\$19,882
Sunrise	11	2.36	\$27,688	7	2.29	\$35,671	2	8.00	\$190,308	3	1.00	\$32,602	2	6.50	\$74,464
UMC	2	6.00	\$37,886	0	0.00	\$0	3	1.00	\$12,400	3	2.00	\$29,333	5	2.60	\$49,049
Valley	2	1.00	\$26,833	2	1.00	\$17,756	8	4.63	\$49,077	2	3.00	\$42,517	3	1.33	\$37,567
TOTAL	40	3.10	\$36,295	27	2.81	\$44,547	37	3.35	\$45,018	33	1.85	\$32,827	39	1.85	\$33,697
WASHOE															
Carson Tahoe	0	0.00	\$0	0	0.00	\$0	4	4.75	\$55,540	0	0.00	\$0	0	0.00	\$0
Northern Nevada	0	0.00	\$0	3	1.67	\$22,815	0	0.00	\$0	1	4.00	\$27,202	0	0.00	\$0
Renown Regional	9	2.67	\$34,281	2	2.50	\$43,370	2	1.00	\$19,974	4	2.00	\$36,515	3	1.67	\$28,584
Renown S. Meadows	0	0.00	\$0	1	1.00	\$21,144	0	0.00	\$0	1	1.00	\$21,185	0	0.00	\$0
Saint Mary's	1	1.00	\$23,354	0	0.00	\$0	3	1.33	\$17,309	0	0.00	\$0	0	0.00	\$0
Sierra Surgery	0	0.00	\$0	0	0.00	\$0	0	0.00	\$0	0	0.00	\$0	0	0.00	\$0
TOTAL	10	2.50	\$33,189	6	1.83	\$29,388	9	2.78	\$34,893	6	2.17	\$32,408	3	1.67	\$28,584
RURAL															
Battle Mountain	0	0.00	\$0	0	0.00	\$0	0	0.00	\$0	0	0.00	\$0	0	0.00	\$0
Boulder City	0	0.00	\$0	1	1.00	\$4,889	0	0.00	\$0	0	0.00	\$0	0	0.00	\$0
Carson Valley	0	0.00	\$0	0	0.00	\$0	0	0.00	\$0	0	0.00	\$0	0	0.00	\$0
Churchill	1	2.00	\$13,844	2	3.00	\$30,581	0	0.00	\$0	0	0.00	\$0	0	0.00	\$0
Desert View	0	0.00	\$0	0	0.00	\$0	0	0.00	\$0	0	0.00	\$0	0	0.00	\$0
Grover C. Dils	0	0.00	\$0	0	0.00	\$0	0	0.00	\$0	0	0.00	\$0	0	0.00	\$0
Humboldt	0	0.00	\$0	0	0.00	\$0	0	0.00	\$0	0	0.00	\$0	0	0.00	\$0
Incline Village	0	0.00	\$0	0	0.00	\$0	0	0.00	\$0	0	0.00	\$0	0	0.00	\$0
Mesa View	0	0.00	\$0	1	1.00	\$6,543	0	0.00	\$0	0	0.00	\$0	0	0.00	\$0
Mount Grant	0	0.00	\$0	0	0.00	\$0	0	0.00	\$0	0	0.00	\$0	0	0.00	\$0
Northeastern	0	0.00	\$0	2	1.00	\$8,840	2	1.50	\$14,912	1	1.00	\$15,620	0	0.00	\$0
Nye	0	0.00	\$0	1	1.00	\$7,602	0	0.00	\$0	1	2.00	\$11,136	1	7.00	\$21,637
Pershing	0	0.00	\$0	0	0.00	\$0	0	0.00	\$0	0	0.00	\$0	0	0.00	\$0
South Lyon	0	0.00	\$0	0	0.00	\$0	0	0.00	\$0	0	0.00	\$0	0	0.00	\$0
William Bee Ririe	0	0.00	\$0	0	0.00	\$0	1	3.00	\$9,597	3	5.67	\$20,764	7	4.71	\$22,734
TOTAL	1	2.00	\$13,844	7	1.57	\$13,982	3	2.00	\$13,140	5	4.00	\$17,809	8	5.00	\$22,596
ALL COUNTIES	51	2.96	\$35,246	40	2.45	\$36,924	49	3.16	\$41,206	44	2.14	\$31,063	50	2.34	\$31,614

PERIPHERAL VASCULAR DISORDERS

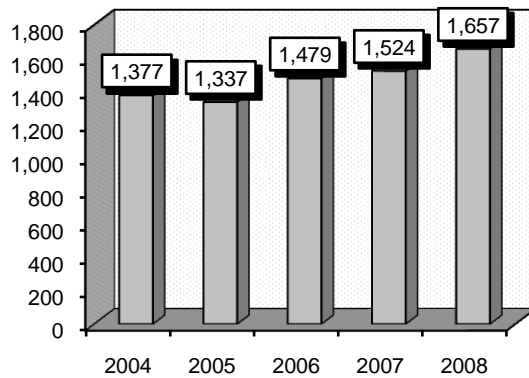
Associated Diagnoses: Diagnoses that frequently accompanied peripheral vascular disorders were: 1) Hypertension (4019), 2) Venous embolism and thrombosis of deep vessels of proximal lower extremity such as femoral, thigh, or upper leg (45341), 3) Tobacco use disorder (3051), 4) Chronic airway obstruction (496), 5) Other and unspecified hyperlipidemia (2724), 6) Atrial fibrillation (42731).

Definitions: **Hypertension:** Elevated blood pressure persistently exceeding 140/90. Essential hypertension, the most common kind, has no single identifiable cause. **Embolism:** A sudden blocking of an artery by a clot (embolus) or foreign object such as a blood clot, gas bubble, cholesterol, fat or tissue. The blockage can cause damage down stream from lack of oxygen or nutrients to a body tissue. **Thrombosis:** The presence or formation of a blood clot within a blood vessel. **Hyperlipidemia:** Elevated levels of lipids in the blood stream including cholesterol. **Fibrillation:** Abnormal uncontrolled rapid contraction of the fibers in the heart

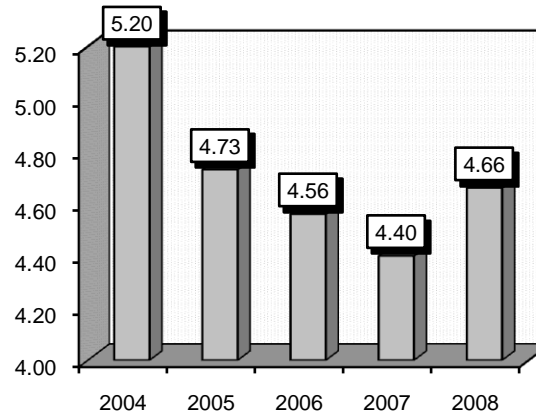
Comments: This page largely pertains to vascular disorders peripheral to the heart.

Gender	2004			2005			2006			2007			2008		
	Cases	Avg LOS	Avg Bill	Cases	Avg LOS	Avg Bill	Cases	Avg LOS	Avg Bill	Cases	Avg LOS	Avg Bill	Cases	Avg LOS	Avg Bill
Male	718	5.22	\$23,333	686	4.72	\$23,575	791	4.25	\$23,893	829	4.34	\$27,460	925	4.67	\$30,888
Female	659	5.18	\$22,453	651	4.73	\$22,544	688	4.91	\$25,471	695	4.46	\$26,376	732	4.65	\$29,454
Age Group	Cases	Avg LOS	Avg Bill	Cases	Avg LOS	Avg Bill	Cases	Avg LOS	Avg Bill	Cases	Avg LOS	Avg Bill	Cases	Avg LOS	Avg Bill
Ages 0-17	12	5.00	\$19,602	8	4.50	\$24,115	11	5.09	\$18,874	7	2.14	\$17,239	6	4.17	\$29,581
Ages 18-35	111	4.44	\$15,918	90	4.46	\$20,001	106	4.55	\$20,961	108	4.33	\$22,885	119	4.51	\$24,861
Ages 36-49	225	5.07	\$22,084	244	4.53	\$22,209	278	4.62	\$22,912	270	4.24	\$26,101	275	4.44	\$26,955
Ages 50-64	371	6.35	\$27,403	368	4.89	\$22,730	413	4.70	\$26,048	417	4.68	\$27,310	513	4.83	\$33,677
Ages 65+	658	4.73	\$21,903	627	4.75	\$24,038	671	4.44	\$25,135	722	4.32	\$27,795	744	4.65	\$29,983
TOTAL	1,377	5.20	\$22,912	1,337	4.73	\$23,073	1,479	4.56	\$24,627	1,524	4.40	\$26,966	1,657	4.66	\$30,255

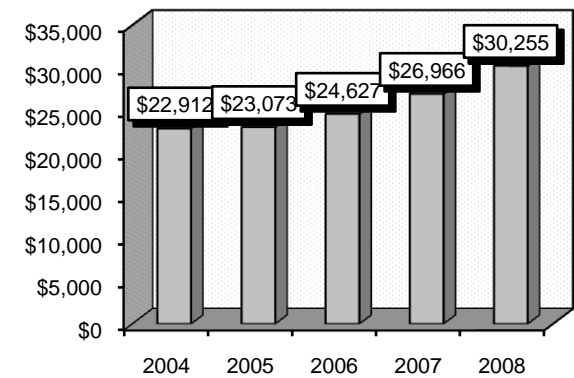
Patient Discharges



Average Length of Stay



Average Billed Charges



County / Hospital	2004			2005			2006			2007			2008		
	Cases	Avg LOS	Avg Bill	Cases	Avg LOS	Avg Bill	Cases	Avg LOS	Avg Bill	Cases	Avg LOS	Avg Bill	Cases	Avg LOS	Avg Bill
CLARK															
Centennial Hills	0	0.00	\$0	0	0.00	\$0	0	0.00	\$0	0	0.00	\$0	35	3.31	\$28,134
Desert Springs	98	4.24	\$18,677	116	4.62	\$27,493	126	4.51	\$24,486	121	3.98	\$27,690	106	4.08	\$27,093
Mountain View	113	5.06	\$26,055	85	3.91	\$20,178	88	4.19	\$26,749	121	4.26	\$28,581	135	4.70	\$35,638
North Vista	45	5.89	\$28,609	40	5.97	\$32,659	49	7.06	\$40,760	35	4.66	\$33,506	61	6.20	\$37,187
St. Rose-Rose de Lima	49	5.16	\$24,267	46	3.89	\$21,930	48	3.81	\$23,258	37	4.03	\$29,161	68	4.94	\$23,443
St. Rose-San Martin	0	0.00	\$0	0	0.00	\$0	4	2.75	\$13,986	29	3.55	\$21,016	67	5.94	\$42,215
St. Rose-Siena	87	3.98	\$19,761	94	4.12	\$20,716	116	3.71	\$21,338	92	4.25	\$31,173	88	5.14	\$32,235
Southern Hills	18	5.50	\$23,195	33	4.48	\$19,563	42	4.38	\$26,153	24	4.29	\$29,969	35	4.71	\$33,749
Spring Valley	31	5.13	\$23,660	57	3.86	\$25,129	45	3.31	\$19,667	64	4.83	\$34,606	75	4.87	\$38,786
Summerlin	92	5.50	\$31,433	73	4.79	\$25,363	83	3.33	\$21,435	102	4.36	\$33,721	82	4.16	\$37,135
Sunrise	188	5.49	\$29,357	183	5.14	\$28,580	172	5.30	\$35,691	140	4.64	\$31,805	161	4.88	\$38,847
UMC	145	8.65	\$29,272	141	5.99	\$25,500	148	5.57	\$25,275	182	5.83	\$34,789	147	4.15	\$27,343
Valley	107	5.07	\$23,701	96	5.81	\$28,860	118	5.21	\$32,743	141	4.04	\$26,245	145	5.24	\$37,532
TOTAL	973	5.60	\$26,015	964	4.91	\$25,614	1,039	4.68	\$27,517	1,088	4.54	\$30,695	1,205	4.79	\$34,063
WASHOE															
Carson Tahoe	38	3.08	\$14,796	42	3.17	\$13,102	65	3.72	\$20,729	62	3.45	\$20,730	52	3.42	\$19,647
Northern Nevada	19	2.89	\$11,849	21	4.19	\$19,295	27	3.67	\$15,894	28	3.39	\$17,749	25	3.84	\$22,200
Renown Regional	166	4.64	\$19,835	148	4.71	\$20,878	150	4.75	\$20,980	134	4.15	\$20,410	158	4.86	\$23,648
Renown S. Meadows	10	3.40	\$11,887	12	3.25	\$12,512	33	3.42	\$13,608	32	3.00	\$12,930	42	3.81	\$16,041
Saint Mary's	92	4.52	\$14,601	69	4.87	\$17,325	82	4.37	\$18,279	97	4.73	\$18,340	73	4.95	\$24,411
Sierra Surgery	0	0.00	\$0	0	0.00	\$0	0	0.00	\$0	0	0.00	\$0	0	0.00	\$0
TOTAL	325	4.29	\$17,053	292	4.43	\$18,463	357	4.27	\$19,248	353	4.02	\$19,008	350	4.47	\$22,197
RURAL															
Battle Mountain	0	0.00	\$0	0	0.00	\$0	1	3.00	\$1,696	2	2.50	\$3,846	0	0.00	\$0
Boulder City	18	4.22	\$6,393	12	3.58	\$8,934	9	4.67	\$5,855	9	4.78	\$6,802	8	5.63	\$9,834
Carson Valley	0	0.00	\$0	5	3.20	\$8,561	12	4.92	\$15,340	17	3.71	\$14,385	10	2.70	\$14,776
Churchill	20	4.80	\$12,655	23	3.30	\$9,587	19	4.68	\$12,401	24	4.71	\$14,316	26	3.69	\$12,319
Desert View	0	0.00	\$0	0	0.00	\$0	0	0.00	\$0	0	0.00	\$0	14	3.14	\$10,097
Grover C. Dils	2	3.50	\$3,516	1	4.00	\$10,017	2	4.00	\$5,581	1	4.00	\$4,585	1	4.00	\$8,550
Humboldt	4	6.25	\$7,318	6	5.83	\$11,448	7	4.43	\$6,142	3	4.67	\$6,988	7	2.71	\$8,877
Incline Village	1	4.00	\$6,167	0	0.00	\$0	0	0.00	\$0	1	5.00	\$16,839	0	0.00	\$0
Mesa View	0	0.00	\$0	7	3.29	\$10,992	6	2.67	\$9,789	0	0.00	\$0	2	2.50	\$12,160
Mount Grant	5	3.40	\$4,353	5	6.60	\$12,902	2	5.50	\$6,557	2	4.00	\$8,279	2	4.50	\$8,796
Northeastern	15	3.93	\$12,927	8	3.00	\$9,653	18	3.94	\$16,135	8	4.13	\$16,794	13	4.23	\$18,812
Nye	7	2.29	\$4,661	6	2.17	\$9,558	4	3.25	\$11,790	4	3.50	\$7,971	6	2.00	\$5,898
Pershing	0	0.00	\$0	2	6.50	\$7,630	2	1.50	\$3,092	2	3.00	\$7,299	2	6.00	\$9,729
South Lyon	3	1.67	\$2,126	3	1.33	\$2,095	0	0.00	\$0	3	4.33	\$6,705	4	4.00	\$8,544
William Bee Ririe	4	4.00	\$7,312	3	3.00	\$6,133	1	4.00	\$17,645	7	3.00	\$10,372	7	5.57	\$26,130
TOTAL	79	4.06	\$8,792	81	3.62	\$9,447	83	4.22	\$11,584	83	4.12	\$11,922	102	3.75	\$12,913
ALL COUNTIES	1,377	5.20	\$22,912	1,337	4.73	\$23,073	1,479	4.56	\$24,627	1,524	4.40	\$26,966	1,657	4.66	\$30,255

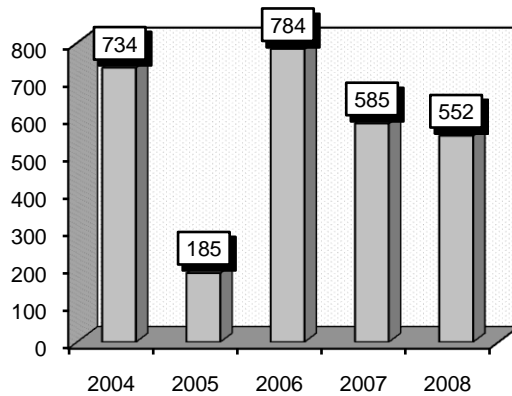
ATHEROSCLEROSIS

Associated Diagnoses: Diagnoses that frequently accompanied atherosclerosis were: 1) Hypertension (4019), 2) Intermediate coronary syndrome (4111), 3) Old myocardial infarction (412), 4) Tobacco use disorder (3051), 5) Congestive heart failure (4280), 6) Other and unspecified hyperlipidemia (2724), 7) Esophageal reflux (53081).

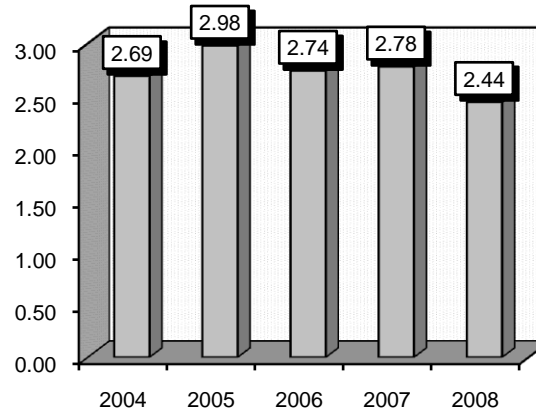
Definitions:
Hypertension: Elevated blood pressure persistently exceeding 140/90. Essential hypertension, the most common kind, has no single identifiable cause.
Myocardial infarction: (Heart Attack) A heart attack occurs when the blood supply to part of the heart is cut off.
Necrosis: Tissue death of a region of the myocardium caused by an interruption in the supply of blood to the heart, usually as a result of occlusion of a coronary artery.
Myocardium: The middle and thickest of the three layers making up the wall of the heart.
Embolism: A sudden blocking of an artery by a clot (embolus) or foreign object such as a blood clot, gas bubble, cholesterol, fat or tissue. The blockage can cause damage downstream from lack of oxygen or nutrients to a body tissue.
Thrombosis: The presence or formation of a blood clot within a blood vessel.
Hyperlipidemia: Elevated levels of lipids in the blood stream including cholesterol.
Fibrillation: Abnormal uncontrolled rapid contraction of the fibers in the heart.
Atherosclerosis: Clogging, hardening and narrowing of the arteries and blood vessels.

Gender	2004			2005			2006			2007			2008		
	Cases	Avg LOS	Avg Bill	Cases	Avg LOS	Avg Bill	Cases	Avg LOS	Avg Bill	Cases	Avg LOS	Avg Bill	Cases	Avg LOS	Avg Bill
Male	417	2.59	\$16,727	119	2.94	\$22,447	500	2.73	\$21,385	351	2.78	\$22,997	342	2.57	\$23,315
Female	317	2.82	\$17,517	66	3.05	\$20,054	284	2.76	\$20,441	234	2.77	\$22,923	210	2.23	\$20,496
Age Group	Cases	Avg LOS	Avg Bill	Cases	Avg LOS	Avg Bill	Cases	Avg LOS	Avg Bill	Cases	Avg LOS	Avg Bill	Cases	Avg LOS	Avg Bill
Ages 0-17	0	0.00	\$0	0	0.00	\$0	0	0.00	\$0	0	0.00	\$0	2	1.00	\$4,416
Ages 18-35	3	2.67	\$13,928	1	2.00	\$19,093	5	1.00	\$11,776	6	1.67	\$10,040	1	1.00	\$13,640
Ages 36-49	81	1.96	\$14,740	17	1.94	\$13,161	99	2.68	\$21,725	55	2.69	\$21,377	55	2.27	\$21,853
Ages 50-64	266	2.63	\$17,632	65	3.09	\$22,133	280	2.72	\$21,543	213	2.88	\$24,870	175	2.43	\$23,098
Ages 65+	384	2.88	\$17,194	102	3.09	\$22,679	400	2.80	\$20,639	311	2.74	\$22,195	319	2.50	\$21,979
TOTAL	734	2.69	\$17,068	185	2.98	\$21,593	784	2.74	\$21,043	585	2.78	\$22,968	552	2.44	\$22,243

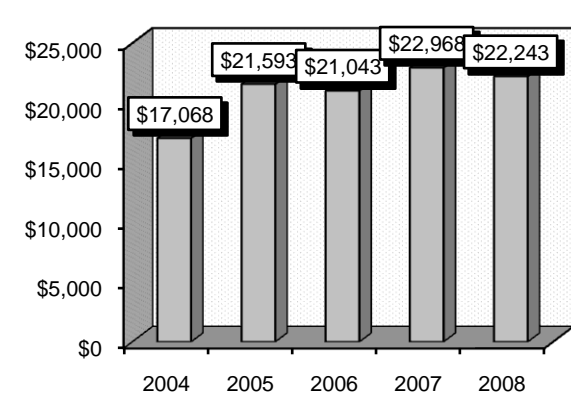
Patient Discharges



Average Length of Stay



Average Billed Charges



County / Hospital	2004			2005			2006			2007			2008		
	Cases	Avg LOS	Avg Bill	Cases	Avg LOS	Avg Bill	Cases	Avg LOS	Avg Bill	Cases	Avg LOS	Avg Bill	Cases	Avg LOS	Avg Bill
CLARK															
Centennial Hills	0	0.00	\$0	0	0.00	\$0	0	0.00	\$0	0	0.00	\$0	31	2.52	\$24,806
Desert Springs	83	3.24	\$18,133	13	4.00	\$29,386	82	2.96	\$23,754	56	3.30	\$27,553	55	2.64	\$28,680
Mountain View	57	2.23	\$14,974	14	2.86	\$17,975	59	2.44	\$17,685	36	2.39	\$20,286	37	2.16	\$19,936
North Vista	29	2.59	\$21,254	3	2.00	\$21,064	24	2.54	\$22,513	16	3.81	\$24,358	14	2.79	\$25,812
St. Rose-Rose de Lima	60	2.50	\$15,317	11	2.18	\$25,654	46	1.98	\$18,473	39	2.26	\$21,635	28	2.21	\$22,697
St. Rose-San Martin	0	0.00	\$0	0	0.00	\$0	1	2.00	\$23,749	15	3.27	\$27,894	16	1.75	\$23,140
St. Rose-Siena	49	2.41	\$16,011	14	2.71	\$26,138	40	2.33	\$19,467	43	2.51	\$25,566	35	2.43	\$24,106
Southern Hills	18	3.39	\$16,514	8	2.50	\$24,790	12	2.08	\$20,295	10	2.50	\$16,423	9	2.00	\$14,078
Spring Valley	25	2.96	\$18,168	5	3.00	\$16,904	17	4.18	\$33,377	11	2.64	\$20,542	4	2.50	\$25,893
Summerlin	58	2.71	\$17,162	14	4.93	\$31,410	59	2.93	\$24,401	36	2.28	\$21,695	32	2.03	\$22,992
Sunrise	70	3.00	\$19,728	23	3.91	\$25,365	73	3.22	\$26,188	43	3.33	\$31,282	47	2.83	\$31,295
UMC	60	3.68	\$24,226	19	4.53	\$31,741	91	3.95	\$28,351	64	3.61	\$32,429	37	3.32	\$25,175
Valley	69	2.88	\$18,105	10	1.90	\$14,442	64	2.59	\$21,445	59	3.56	\$23,956	48	2.65	\$22,265
TOTAL	578	2.87	\$18,182	134	3.43	\$25,361	568	2.93	\$23,413	428	3.03	\$25,770	393	2.53	\$24,763
WASHOE															
Carson Tahoe	35	1.91	\$12,007	12	2.58	\$14,191	41	2.12	\$15,323	35	1.63	\$11,451	21	2.05	\$13,577
Northern Nevada	18	2.17	\$16,564	1	2.00	\$16,434	20	3.10	\$20,546	10	2.30	\$19,280	8	1.63	\$17,857
Renown Regional	64	1.84	\$14,109	16	1.75	\$14,078	58	2.47	\$16,558	55	1.87	\$16,650	77	2.44	\$18,197
Renown S. Meadows	2	1.50	\$6,824	2	1.00	\$12,448	17	1.82	\$13,463	12	2.17	\$19,670	12	1.58	\$15,374
Saint Mary's	12	2.92	\$11,518	6	2.17	\$10,410	53	2.02	\$11,556	28	2.61	\$13,878	15	2.53	\$14,492
Sierra Surgery	0	0.00	\$0	0	0.00	\$0	0	0.00	\$0	0	0.00	\$0	0	0.00	\$0
TOTAL	131	2.00	\$13,536	37	2.05	\$13,495	189	2.28	\$15,031	140	2.01	\$15,243	133	2.26	\$16,774
RURAL															
Battle Mountain	0	0.00	\$0	0	0.00	\$0	0	0.00	\$0	0	0.00	\$0	0	0.00	\$0
Boulder City	6	2.00	\$7,216	1	1.00	\$6,612	1	5.00	\$13,557	1	1.00	\$4,631	4	1.00	\$5,633
Carson Valley	0	0.00	\$0	5	1.20	\$9,114	11	1.45	\$12,871	6	4.67	\$26,568	7	2.00	\$20,885
Churchill	17	1.71	\$9,502	3	1.33	\$6,743	9	2.44	\$13,543	3	1.33	\$15,315	2	3.00	\$11,353
Desert View	0	0.00	\$0	0	0.00	\$0	0	0.00	\$0	0	0.00	\$0	1	2.00	\$8,202
Grover C. Dils	0	0.00	\$0	0	0.00	\$0	0	0.00	\$0	1	2.00	\$5,370	1	1.00	\$3,379
Humboldt	0	0.00	\$0	0	0.00	\$0	0	0.00	\$0	1	2.00	\$4,060	1	1.00	\$5,358
Incline Village	0	0.00	\$0	0	0.00	\$0	0	0.00	\$0	0	0.00	\$0	0	0.00	\$0
Mesa View	0	0.00	\$0	1	1.00	\$5,679	4	1.25	\$9,057	4	1.25	\$7,541	2	1.00	\$2,298
Mount Grant	0	0.00	\$0	0	0.00	\$0	0	0.00	\$0	1	4.00	\$22,785	0	0.00	\$0
Northeastern	1	1.00	\$5,995	1	1.00	\$8,201	2	4.00	\$22,396	0	0.00	\$0	1	3.00	\$14,553
Nye	0	0.00	\$0	1	1.00	\$6,150	0	0.00	\$0	0	0.00	\$0	0	0.00	\$0
Pershing	0	0.00	\$0	0	0.00	\$0	0	0.00	\$0	0	0.00	\$0	0	0.00	\$0
South Lyon	0	0.00	\$0	2	1.00	\$2,263	0	0.00	\$0	0	0.00	\$0	0	0.00	\$0
William Bee Ririe	1	8.00	\$35,031	0	0.00	\$0	0	0.00	\$0	0	0.00	\$0	7	3.14	\$12,502
TOTAL	25	2.00	\$9,834	14	1.14	\$6,926	27	2.07	\$13,261	17	2.71	\$16,021	26	2.12	\$12,117
ALL COUNTIES	734	2.69	\$17,068	185	2.98	\$21,593	784	2.74	\$21,043	585	2.78	\$22,968	552	2.44	\$22,243

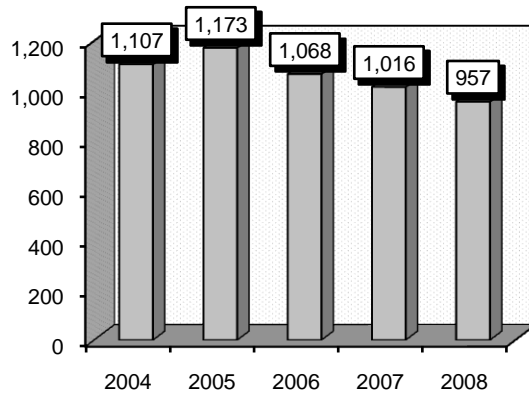
HYPERTENSION

Associated Diagnoses: Diagnoses that frequently accompanied hypertension were: 1) Diabetes Mellitus II without mention of complication (25000), 2) Tobacco use disorder (3051), 3) Other and unspecified hyperlipidemia (2724), 4) Chest pain (78659), 5) Hypopotassemia, Hypokalemia (2768).

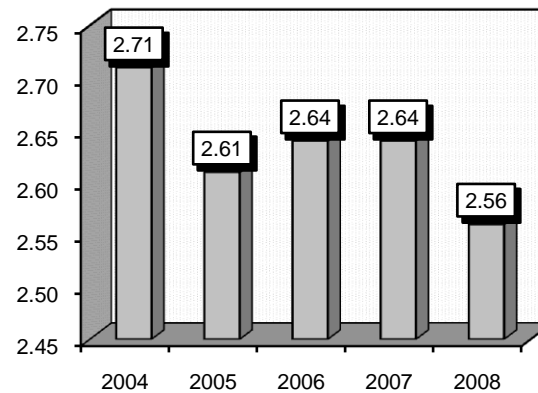
Definitions: **Diabetes mellitus:** A group of disorders in which the body is unable to competently process blood sugars leading to hyperglycemia. This can lead to a host of ailments including poor circulation, kidney disorders and blindness. **Hyperglycemia:** A condition in which an excessive amount of glucose circulates in the blood plasma. **Hypertension:** Elevated blood pressure persistently exceeding 140/90. Essential hypertension, the most common kind, has no single identifiable cause. **Hyperlipidemia:** Elevated levels of lipids in the blood stream including cholesterol. **Chest pain:** A physical complaint that requires immediate diagnosis and evaluation. Chest pain can be a sign of cardiac disease, or of pulmonary (lung) disease. Over 90% of severe chest pain is caused by coronary artery disease, spinal root compression or a psychological disturbance. **Hypopotassemia:** Hypokalemia. Abnormally low levels of potassium circulation in the blood. Associated with adrenal tumors or taking diuretics.

	2004			2005			2006			2007			2008		
Gender	Cases	Avg LOS	Avg Bill	Cases	Avg LOS	Avg Bill	Cases	Avg LOS	Avg Bill	Cases	Avg LOS	Avg Bill	Cases	Avg LOS	Avg Bill
Male	436	2.67	\$14,782	465	2.59	\$17,584	427	2.70	\$18,852	408	2.66	\$21,468	384	2.68	\$21,508
Female	671	2.73	\$16,147	708	2.62	\$16,503	641	2.60	\$17,696	608	2.62	\$21,097	573	2.47	\$21,914
Age Group	Cases	Avg LOS	Avg Bill	Cases	Avg LOS	Avg Bill	Cases	Avg LOS	Avg Bill	Cases	Avg LOS	Avg Bill	Cases	Avg LOS	Avg Bill
Ages 0-17	5	2.80	\$9,016	3	4.00	\$19,811	2	10.50	\$35,656	6	3.00	\$13,811	6	3.17	\$19,813
Ages 18-35	66	2.44	\$15,249	86	2.20	\$14,495	80	1.85	\$15,499	60	2.18	\$19,054	69	2.45	\$23,910
Ages 36-49	274	2.55	\$15,055	308	2.37	\$16,616	258	2.22	\$16,660	256	2.22	\$20,100	224	2.33	\$21,154
Ages 50-64	355	2.70	\$14,847	369	2.72	\$17,466	333	2.82	\$18,769	319	2.51	\$21,283	302	2.90	\$22,867
Ages 65+	407	2.86	\$16,788	407	2.76	\$17,178	395	2.88	\$19,071	375	3.09	\$22,467	356	2.42	\$20,795
TOTAL	1,107	2.71	\$15,609	1,173	2.61	\$16,931	1,068	2.64	\$18,158	1,016	2.64	\$21,246	957	2.56	\$21,751

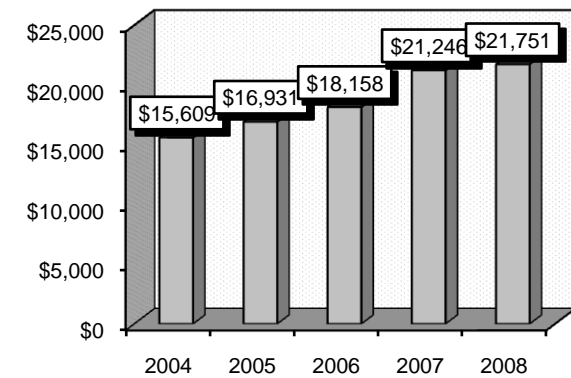
Patient Discharges



Average Length of Stay



Average Billed Charges



County / Hospital	2004			2005			2006			2007			2008		
	Cases	Avg LOS	Avg Bill	Cases	Avg LOS	Avg Bill	Cases	Avg LOS	Avg Bill	Cases	Avg LOS	Avg Bill	Cases	Avg LOS	Avg Bill
CLARK															
Centennial Hills	0	0.00	\$0	0	0.00	\$0	0	0.00	\$0	0	0.00	\$0	42	2.31	\$22,103
Desert Springs	77	2.48	\$14,428	78	2.58	\$16,072	80	3.01	\$18,233	74	3.09	\$22,653	65	2.42	\$22,326
Mountain View	62	2.39	\$15,491	63	2.29	\$14,603	64	2.53	\$18,086	65	2.74	\$21,576	87	2.67	\$23,603
North Vista	51	3.45	\$31,022	62	3.37	\$25,519	51	2.18	\$19,894	38	3.11	\$24,441	36	6.83	\$25,823
St. Rose-Rose de Lima	39	2.51	\$16,221	44	2.23	\$17,803	61	2.61	\$22,206	53	2.40	\$24,185	47	2.32	\$20,731
St. Rose-San Martin	0	0.00	\$0	0	0.00	\$0	1	1.00	\$20,972	15	2.27	\$19,052	20	2.75	\$28,058
St. Rose-Siena	58	2.43	\$16,281	61	2.08	\$17,300	47	2.60	\$21,591	41	2.39	\$23,886	32	2.22	\$23,606
Southern Hills	24	2.88	\$13,156	29	2.76	\$18,888	23	1.74	\$13,645	27	2.15	\$15,521	17	2.65	\$23,592
Spring Valley	50	2.52	\$16,672	53	2.85	\$19,509	59	1.90	\$16,840	35	3.09	\$26,106	58	2.53	\$23,712
Summerlin	56	2.79	\$18,339	68	2.76	\$21,879	55	2.42	\$20,071	48	3.08	\$24,762	53	2.17	\$22,641
Sunrise	143	3.14	\$19,478	136	3.11	\$21,993	85	2.78	\$23,125	89	3.12	\$26,089	89	2.40	\$24,887
UMC	306	2.62	\$11,718	314	2.64	\$13,577	281	3.05	\$17,659	246	2.32	\$19,550	167	2.33	\$20,595
Valley	83	3.23	\$17,221	64	2.63	\$17,895	69	3.09	\$20,890	90	2.98	\$26,770	67	2.63	\$24,197
TOTAL	949	2.76	\$16,024	972	2.69	\$17,555	876	2.73	\$19,180	821	2.70	\$22,675	780	2.63	\$22,956
WASHOE															
Carson Tahoe	32	2.25	\$12,381	29	1.79	\$10,818	27	3.48	\$19,989	30	2.47	\$17,417	14	1.29	\$10,678
Northern Nevada	11	3.00	\$23,524	15	2.33	\$20,290	16	2.38	\$14,530	12	2.67	\$18,288	18	2.33	\$22,876
Renown Regional	59	2.46	\$15,348	87	2.37	\$16,885	67	1.84	\$13,647	74	2.08	\$17,217	73	2.34	\$19,450
Renown S. Meadows	12	1.50	\$11,031	5	2.20	\$12,003	9	2.11	\$13,392	16	2.31	\$16,216	11	2.00	\$16,235
Saint Mary's	18	2.89	\$12,342	22	3.00	\$15,670	39	2.36	\$13,596	28	2.75	\$14,193	27	2.52	\$16,155
Sierra Surgery	0	0.00	\$0	0	0.00	\$0	0	0.00	\$0	0	0.00	\$0	0	0.00	\$0
TOTAL	132	2.42	\$14,508	158	2.34	\$15,771	158	2.32	\$14,793	160	2.34	\$16,705	143	2.24	\$18,153
RURAL															
Battle Mountain	0	0.00	\$0	0	0.00	\$0	0	0.00	\$0	0	0.00	\$0	1	1.00	\$2,134
Boulder City	4	2.25	\$6,728	11	2.55	\$9,877	3	1.67	\$2,868	7	3.43	\$8,737	3	3.33	\$5,233
Carson Valley	0	0.00	\$0	2	1.00	\$8,479	3	2.00	\$7,285	2	3.00	\$12,336	3	3.00	\$28,093
Churchill	0	0.00	\$0	3	1.00	\$6,264	3	3.00	\$10,913	6	2.33	\$10,073	4	1.25	\$6,870
Desert View	0	0.00	\$0	0	0.00	\$0	0	0.00	\$0	0	0.00	\$0	4	1.25	\$4,552
Grover C. Dils	0	0.00	\$0	1	2.00	\$5,258	0	0.00	\$0	0	0.00	\$0	0	0.00	\$0
Humboldt	1	5.00	\$7,543	0	0.00	\$0	0	0.00	\$0	1	5.00	\$4,998	0	0.00	\$0
Incline Village	0	0.00	\$0	1	2.00	\$6,827	0	0.00	\$0	0	0.00	\$0	0	0.00	\$0
Mesa View	0	0.00	\$0	2	1.50	\$6,963	0	0.00	\$0	2	2.50	\$8,140	2	1.00	\$6,105
Mount Grant	3	1.67	\$3,860	9	1.44	\$5,099	2	3.00	\$9,581	1	1.00	\$5,314	7	3.29	\$7,647
Northeastern	5	1.20	\$8,215	3	1.33	\$9,779	7	2.57	\$14,661	1	1.00	\$8,045	2	1.50	\$19,015
Nye	3	2.00	\$4,935	7	1.57	\$5,560	6	1.33	\$5,509	2	2.50	\$7,172	2	3.00	\$12,279
Pershing	0	0.00	\$0	1	1.00	\$4,613	2	1.00	\$4,561	6	2.17	\$6,618	0	0.00	\$0
South Lyon	4	1.25	\$2,199	0	0.00	\$0	6	1.00	\$3,160	2	1.00	\$3,274	2	1.00	\$6,903
William Bee Ririe	6	2.67	\$7,809	3	1.00	\$5,316	2	1.50	\$3,897	5	2.60	\$11,084	4	1.75	\$6,186
TOTAL	26	2.00	\$6,060	43	1.67	\$7,096	34	1.85	\$7,468	35	2.54	\$8,483	34	2.15	\$9,255
ALL COUNTIES	1,107	2.71	\$15,609	1,173	2.61	\$16,931	1,068	2.64	\$18,158	1,016	2.64	\$21,246	957	2.56	\$21,751

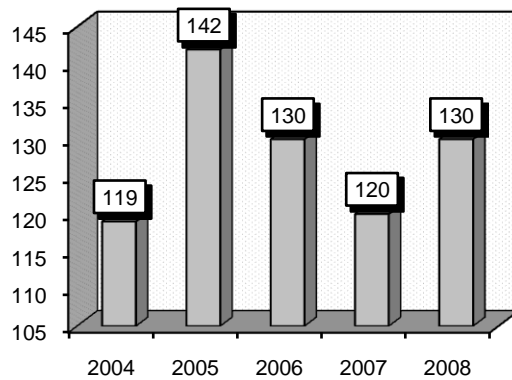
CARDIAC CONGENITAL & VALVULAR DISORDERS

Associated Diagnoses: Diagnoses that frequently accompanied cardiac congenital and valvular disorders were: 1) Aortic valve disorders (4241), 2) Congestive heart failure (4280), 3) Hypertension (4019), 4) Other and unspecified hyperlipidemia (2724), 5) Hypopotassemia (2768), 6) Respiratory abnormality (78609), 7) Ventricular septal defect (7454).

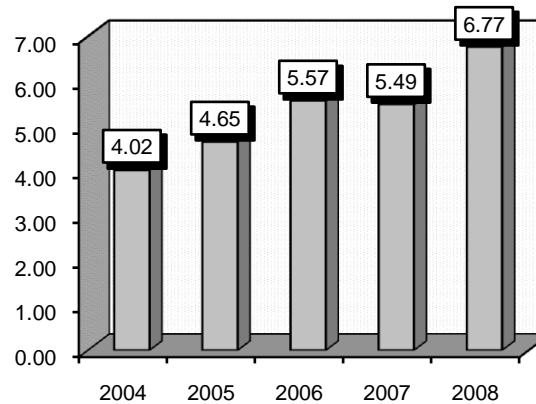
Definitions: **Aorta:** The largest artery in the body. It carries oxygen-rich blood away from the heart to vessels that reach the rest of the body. **Septal defect:** defect of the septum. **Septum:** The muscular wall separating the right and left sides of the heart. **Hypertension:** Elevated blood pressure persistently exceeding 140/90. Essential hypertension, the most common kind, has no single identifiable cause. **Hyperlipidemia:** Elevated levels of lipids in the blood stream including cholesterol. **Chest pain:** A physical complaint that requires immediate diagnosis and evaluation. Chest pain can be a sign of cardiac disease, or of pulmonary (lung) disease. Over 90% of severe chest pain is caused by coronary artery disease, spinal root compression or a psychological disturbance. **Hypopotassemia:** Hypokalemia. Abnormally low levels of potassium circulation in the blood. Associated with adrenal tumors or taking diuretics.

Gender	2004			2005			2006			2007			2008		
	Cases	Avg LOS	Avg Bill	Cases	Avg LOS	Avg Bill	Cases	Avg LOS	Avg Bill	Cases	Avg LOS	Avg Bill	Cases	Avg LOS	Avg Bill
Male	54	4.70	\$26,840	60	4.82	\$30,544	58	6.14	\$40,399	57	5.88	\$41,806	58	3.74	\$35,782
Female	65	3.45	\$19,891	82	4.52	\$27,807	72	5.11	\$29,767	63	5.14	\$33,707	72	9.21	\$55,965
Age Group	Cases	Avg LOS	Avg Bill	Cases	Avg LOS	Avg Bill	Cases	Avg LOS	Avg Bill	Cases	Avg LOS	Avg Bill	Cases	Avg LOS	Avg Bill
Ages 0-17	28	4.46	\$16,502	31	3.16	\$15,854	25	9.16	\$39,152	31	6.29	\$32,731	34	13.26	\$73,408
Ages 18-35	8	2.63	\$19,142	9	5.78	\$51,470	8	3.25	\$18,247	7	6.57	\$52,445	6	4.67	\$44,927
Ages 36-49	12	2.92	\$20,573	14	7.29	\$48,461	12	6.58	\$39,627	10	4.90	\$32,309	12	4.42	\$33,468
Ages 50-64	19	4.00	\$22,896	19	4.21	\$29,779	16	4.38	\$34,263	17	4.24	\$36,049	14	4.50	\$48,005
Ages 65+	52	4.25	\$27,791	69	4.75	\$27,737	69	4.64	\$33,882	55	5.40	\$39,795	64	4.45	\$35,402
TOTAL	119	4.02	\$23,044	142	4.65	\$28,964	130	5.57	\$34,511	120	5.49	\$37,554	130	6.77	\$46,960

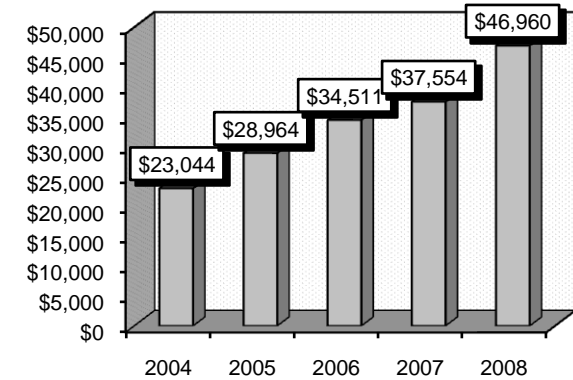
Patient Discharges



Average Length of Stay



Average Billed Charges



County / Hospital	2004			2005			2006			2007			2008		
	Cases	Avg LOS	Avg Bill	Cases	Avg LOS	Avg Bill	Cases	Avg LOS	Avg Bill	Cases	Avg LOS	Avg Bill	Cases	Avg LOS	Avg Bill
CLARK															
Centennial Hills	0	0.00	\$0	0	0.00	\$0	0	0.00	\$0	0	0.00	\$0	4	1.75	\$24,514
Desert Springs	7	6.00	\$41,299	14	5.14	\$31,468	5	3.00	\$34,504	9	6.78	\$49,926	3	9.33	\$51,193
Mountain View	7	2.71	\$17,738	6	3.17	\$22,033	5	5.20	\$25,316	7	5.43	\$42,960	4	2.00	\$24,632
North Vista	3	1.67	\$13,881	1	2.00	\$23,626	3	6.67	\$63,225	1	4.00	\$30,192	1	3.00	\$34,648
St. Rose-Rose de Lima	4	3.00	\$15,762	7	3.29	\$23,123	6	2.50	\$26,176	3	3.67	\$66,160	4	2.75	\$27,065
St. Rose-San Martin	0	0.00	\$0	0	0.00	\$0	1	3.00	\$15,219	0	0.00	\$0	2	7.00	\$218,321
St. Rose-Siena	4	5.00	\$32,878	12	3.67	\$15,120	4	1.50	\$13,933	5	1.80	\$14,556	9	2.78	\$29,127
Southern Hills	1	8.00	\$32,939	1	4.00	\$16,062	1	18.00	\$45,205	0	0.00	\$0	0	0.00	\$0
Spring Valley	7	3.71	\$26,226	4	3.25	\$19,487	7	3.00	\$28,533	0	0.00	\$0	5	5.40	\$46,679
Summerlin	5	3.00	\$19,113	6	3.17	\$25,793	6	3.83	\$26,178	1	4.00	\$33,906	5	3.40	\$29,093
Sunrise	26	4.69	\$24,813	30	4.00	\$22,956	29	4.90	\$32,641	29	6.48	\$38,890	30	6.17	\$50,158
UMC	13	4.23	\$21,213	18	9.33	\$64,187	19	10.74	\$70,256	15	7.53	\$54,366	4	3.00	\$31,727
Valley	7	1.71	\$19,026	8	4.25	\$38,510	8	9.88	\$42,423	11	8.91	\$55,738	11	6.91	\$51,371
TOTAL	84	4.00	\$23,996	107	4.84	\$31,220	94	6.09	\$39,783	81	6.49	\$44,961	82	5.04	\$45,944
WASHOE															
Carson Tahoe	2	2.00	\$7,508	4	2.50	\$9,832	2	3.00	\$19,834	5	4.00	\$20,214	6	3.17	\$19,968
Northern Nevada	2	4.00	\$22,493	2	3.50	\$18,574	1	2.00	\$16,703	3	5.67	\$37,057	3	2.33	\$23,692
Renown Regional	26	4.38	\$22,705	21	4.48	\$26,180	20	5.45	\$27,884	15	2.47	\$16,692	22	16.86	\$82,675
Renown S. Meadows	0	0.00	\$0	2	5.50	\$23,799	1	2.00	\$13,310	1	3.00	\$18,644	3	8.00	\$40,699
Saint Mary's	2	4.00	\$23,226	3	4.67	\$23,487	7	2.14	\$10,607	12	4.17	\$24,831	8	4.00	\$19,360
Sierra Surgery	0	0.00	\$0	0	0.00	\$0	0	0.00	\$0	0	0.00	\$0	0	0.00	\$0
TOTAL	32	4.19	\$21,775	32	4.25	\$23,260	31	4.32	\$22,633	36	3.53	\$21,645	42	10.79	\$54,446
RURAL															
Battle Mountain	0	0.00	\$0	0	0.00	\$0	1	2.00	\$3,389	0	0.00	\$0	0	0.00	\$0
Boulder City	1	3.00	\$5,652	0	0.00	\$0	1	10.00	\$15,711	0	0.00	\$0	1	4.00	\$11,525
Carson Valley	0	0.00	\$0	1	2.00	\$8,167	2	2.00	\$9,418	0	0.00	\$0	0	0.00	\$0
Churchill	2	2.50	\$12,084	1	3.00	\$12,747	1	2.00	\$7,194	2	1.50	\$14,025	1	1.00	\$4,033
Desert View	0	0.00	\$0	0	0.00	\$0	0	0.00	\$0	0	0.00	\$0	1	2.00	\$7,108
Grover C. Dils	0	0.00	\$0	0	0.00	\$0	0	0.00	\$0	0	0.00	\$0	0	0.00	\$0
Humboldt	0	0.00	\$0	0	0.00	\$0	0	0.00	\$0	0	0.00	\$0	0	0.00	\$0
Incline Village	0	0.00	\$0	0	0.00	\$0	0	0.00	\$0	0	0.00	\$0	0	0.00	\$0
Mesa View	0	0.00	\$0	0	0.00	\$0	0	0.00	\$0	0	0.00	\$0	0	0.00	\$0
Mount Grant	0	0.00	\$0	0	0.00	\$0	0	0.00	\$0	0	0.00	\$0	0	0.00	\$0
Northeastern	0	0.00	\$0	0	0.00	\$0	0	0.00	\$0	0	0.00	\$0	1	2.00	\$12,874
Nye	0	0.00	\$0	1	1.00	\$7,048	0	0.00	\$0	0	0.00	\$0	0	0.00	\$0
Pershing	0	0.00	\$0	0	0.00	\$0	0	0.00	\$0	0	0.00	\$0	0	0.00	\$0
South Lyon	0	0.00	\$0	0	0.00	\$0	0	0.00	\$0	0	0.00	\$0	0	0.00	\$0
William Bee Ririe	0	0.00	\$0	0	0.00	\$0	0	0.00	\$0	1	3.00	\$57,329	2	2.50	\$7,581
TOTAL	3	2.67	\$9,940	3	2.00	\$9,320	5	3.60	\$9,026	3	2.00	\$28,459	6	2.33	\$8,450
ALL COUNTIES	119	4.02	\$23,044	142	4.65	\$28,964	130	5.57	\$34,511	120	5.49	\$37,554	130	6.77	\$46,960

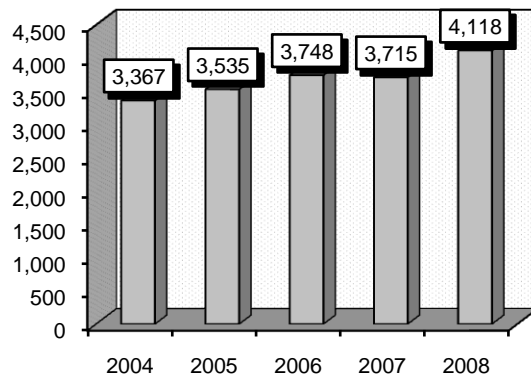
CARDIAC ARRHYTHMIA & CONDUCTION DISORDERS

Associated Diagnoses: Diagnoses that frequently accompanied cardiac arrhythmia and conduction disorders were: 1) Atrial fibrillation (42731), 2) Hypertension (4019), 3) Congestive heart failure (4280), 4) Hyperlipidemia (2724), 5) Chronic airway obstruction (496), 6) Diabetes Mellitus II without mention of complication (25000).

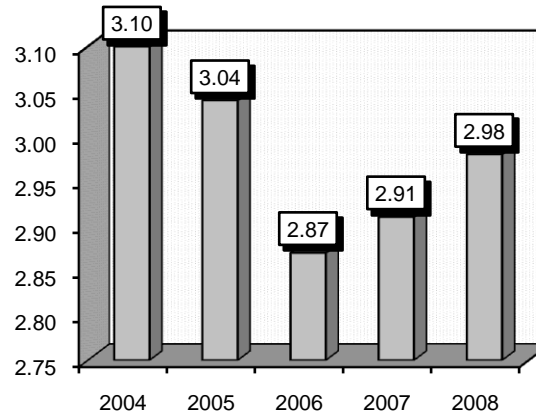
Definitions: **Atrial fibrillation:** A cardiac arrhythmia characterized by disorganized electrical activity in the atria accompanied by an irregular ventricular response that is usually rapid. The atria quiver instead of pumping in an organized fashion, increasing the risk of stroke. **Atrial flutter:** A type of atrial tachycardia (rapid beating of the atria) characterized by contraction rates between 230-380 beats per minute. **Sinoatrial node dysfunction:** Any disturbance in the normal functioning of the sinoatrial node (a cluster of hundreds of cells located in the right atrial wall of the heart. It's comprised of heart muscle that generates impulses that travel swiftly throughout the both atria, causing them to contract). **Cardiac dysrhythmias:** Any abnormality in a cardiac rhythm pattern. **Paroxysmal ventricular tachycardia:** A rapid heartbeat of sudden onset and termination caused by a quick succession of discharges from an ectopic (an impulse that originates in the heart at a site other than the sinus node) site in the ventricle. **Hypertension:** Elevated blood pressure persistently exceeding 140/90. Essential hypertension, the most common kind, has no single identifiable cause. **Hyperlipidemia:** Elevated levels of lipids in the blood stream including cholesterol.

	2004			2005			2006			2007			2008		
Gender	Cases	Avg LOS	Avg Bill	Cases	Avg LOS	Avg Bill	Cases	Avg LOS	Avg Bill	Cases	Avg LOS	Avg Bill	Cases	Avg LOS	Avg Bill
Male	1,731	2.89	\$18,755	1,920	2.89	\$19,622	2,034	2.75	\$20,544	1,986	2.77	\$22,938	2,198	2.87	\$24,768
Female	1,636	3.31	\$19,372	1,615	3.22	\$20,616	1,714	3.02	\$21,219	1,729	3.07	\$23,740	1,920	3.11	\$25,117
Age Group	Cases	Avg LOS	Avg Bill	Cases	Avg LOS	Avg Bill	Cases	Avg LOS	Avg Bill	Cases	Avg LOS	Avg Bill	Cases	Avg LOS	Avg Bill
Ages 0-17	24	2.67	\$8,901	21	3.62	\$13,198	10	2.60	\$10,951	25	2.68	\$17,994	26	2.65	\$17,614
Ages 18-35	131	2.05	\$14,422	133	1.94	\$14,117	153	1.78	\$15,796	162	1.93	\$18,824	145	2.14	\$20,787
Ages 36-49	347	2.39	\$15,803	395	2.52	\$17,971	363	2.23	\$18,107	388	2.15	\$19,600	416	2.31	\$22,282
Ages 50-64	811	2.72	\$17,532	882	2.60	\$18,009	959	2.75	\$20,557	986	2.60	\$21,884	985	2.78	\$24,043
Ages 65+	2,054	3.44	\$20,620	2,104	3.39	\$21,784	2,263	3.10	\$21,804	2,154	3.26	\$25,032	2,546	3.22	\$26,017
TOTAL	3,367	3.10	\$19,055	3,535	3.04	\$20,076	3,748	2.87	\$20,853	3,715	2.91	\$23,311	4,118	2.98	\$24,931

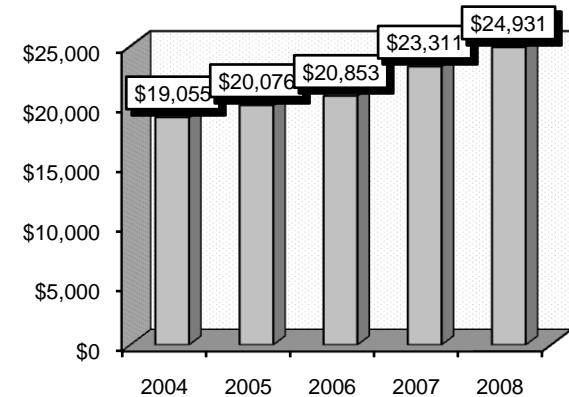
Patient Discharges



Average Length of Stay



Average Billed Charges



County / Hospital	2004			2005			2006			2007			2008		
	Cases	Avg LOS	Avg Bill	Cases	Avg LOS	Avg Bill	Cases	Avg LOS	Avg Bill	Cases	Avg LOS	Avg Bill	Cases	Avg LOS	Avg Bill
CLARK															
Centennial Hills	0	0.00	\$0	0	0.00	\$0	0	0.00	\$0	0	0.00	\$0	186	2.65	\$25,913
Desert Springs	349	3.02	\$18,014	347	3.11	\$20,168	348	2.74	\$20,953	287	3.07	\$26,604	337	2.99	\$28,018
Mountain View	300	2.86	\$18,685	309	3.23	\$22,934	305	3.07	\$23,647	263	2.81	\$25,976	260	2.75	\$27,661
North Vista	95	3.69	\$27,219	85	3.86	\$31,313	80	3.14	\$29,113	99	4.19	\$32,893	91	3.38	\$36,634
St. Rose-Rose de Lima	157	2.61	\$16,805	139	3.19	\$22,851	145	3.12	\$25,282	138	2.63	\$25,627	150	3.53	\$29,170
St. Rose-San Martin	0	0.00	\$0	0	0.00	\$0	6	1.17	\$17,980	63	2.60	\$24,061	123	2.97	\$26,088
St. Rose-Siena	260	2.89	\$18,532	252	2.49	\$18,770	282	2.51	\$22,255	299	2.66	\$24,276	263	3.11	\$26,582
Southern Hills	77	2.96	\$16,120	109	3.32	\$19,834	75	2.68	\$19,823	83	3.36	\$24,590	71	2.25	\$20,856
Spring Valley	122	4.03	\$29,129	181	2.94	\$21,922	218	3.02	\$24,366	202	2.86	\$25,907	259	2.67	\$26,222
Summerlin	248	3.15	\$21,992	270	2.97	\$23,929	258	3.06	\$25,787	276	3.14	\$28,802	280	3.16	\$29,704
Sunrise	347	3.41	\$22,899	356	3.46	\$26,321	374	3.43	\$29,028	342	3.06	\$27,568	332	3.49	\$30,796
UMC	323	3.28	\$17,496	330	3.43	\$19,671	280	3.13	\$18,867	275	3.09	\$25,675	248	2.86	\$22,554
Valley	280	3.51	\$24,409	234	3.35	\$23,117	276	3.11	\$21,981	301	3.28	\$28,902	365	3.15	\$28,368
TOTAL	2,558	3.19	\$20,569	2,612	3.18	\$22,402	2,647	3.01	\$23,627	2,628	3.03	\$26,806	2,965	3.03	\$27,698
WASHOE															
Carson Tahoe	197	2.22	\$11,557	173	2.50	\$12,770	242	2.62	\$16,582	237	2.49	\$16,155	252	2.68	\$17,161
Northern Nevada	44	3.05	\$18,072	43	3.95	\$19,277	42	2.40	\$18,534	43	2.88	\$23,417	67	2.55	\$20,717
Renown Regional	282	3.18	\$17,888	265	2.86	\$16,704	267	2.63	\$15,946	283	2.88	\$17,990	319	3.50	\$23,135
Renown S. Meadows	13	2.54	\$13,518	41	2.93	\$16,286	70	2.21	\$12,771	49	2.29	\$13,299	70	2.69	\$18,369
Saint Mary's	138	3.17	\$14,808	180	2.26	\$11,318	246	2.63	\$12,760	250	2.60	\$12,519	224	2.79	\$15,650
Sierra Surgery	0	0.00	\$0	0	0.00	\$0	0	0.00	\$0	0	0.00	\$0	0	0.00	\$0
TOTAL	674	2.88	\$15,334	702	2.69	\$14,487	867	2.58	\$15,089	862	2.66	\$15,903	932	2.98	\$19,189
RURAL															
Battle Mountain	2	5.50	\$3,888	2	1.00	\$1,672	0	0.00	\$0	3	2.00	\$4,051	2	10.00	\$8,373
Boulder City	19	2.79	\$8,620	32	2.25	\$9,219	26	3.15	\$8,629	40	2.58	\$6,360	28	2.11	\$6,343
Carson Valley	0	0.00	\$0	16	2.69	\$13,660	27	1.74	\$11,444	27	3.15	\$20,249	28	2.64	\$20,674
Churchill	31	3.19	\$13,520	33	3.00	\$13,677	44	2.45	\$12,799	39	2.74	\$13,031	35	2.83	\$14,805
Desert View	0	0.00	\$0	0	0.00	\$0	0	0.00	\$0	0	0.00	\$0	17	1.71	\$8,143
Grover C. Dils	2	3.00	\$7,276	2	2.00	\$5,518	6	2.67	\$5,748	11	2.00	\$4,498	5	2.00	\$5,789
Humboldt	2	1.50	\$5,172	2	5.50	\$8,777	4	1.75	\$4,528	3	1.67	\$4,838	5	2.20	\$6,984
Incline Village	1	1.00	\$4,706	0	0.00	\$0	1	1.00	\$6,900	0	0.00	\$0	0	0.00	\$0
Mesa View	0	0.00	\$0	29	2.17	\$9,774	25	1.64	\$8,798	17	1.71	\$10,318	22	1.59	\$7,388
Mount Grant	12	2.33	\$6,879	20	2.85	\$6,663	3	1.67	\$5,890	8	3.63	\$7,849	8	3.25	\$11,167
Northeastern	24	2.58	\$13,235	45	2.33	\$12,606	54	2.72	\$14,095	38	2.58	\$15,041	36	2.06	\$15,552
Nye	12	1.33	\$5,383	8	1.38	\$8,307	10	1.40	\$9,623	10	2.00	\$7,558	10	1.70	\$10,499
Pershing	1	3.00	\$6,878	5	2.20	\$6,915	6	1.50	\$3,640	6	2.33	\$7,872	2	2.00	\$11,508
South Lyon	12	1.83	\$4,386	8	2.00	\$3,883	11	1.82	\$3,643	10	1.30	\$3,856	7	2.29	\$7,944
William Bee Ririe	17	1.53	\$3,643	19	2.47	\$9,076	17	3.24	\$12,982	13	1.92	\$6,906	16	2.56	\$10,451
TOTAL	135	2.44	\$8,937	221	2.45	\$10,341	234	2.36	\$10,827	225	2.47	\$10,873	221	2.33	\$12,019
ALL COUNTIES	3,367	3.10	\$19,055	3,535	3.04	\$20,076	3,748	2.87	\$20,853	3,715	2.91	\$23,311	4,118	2.98	\$24,931

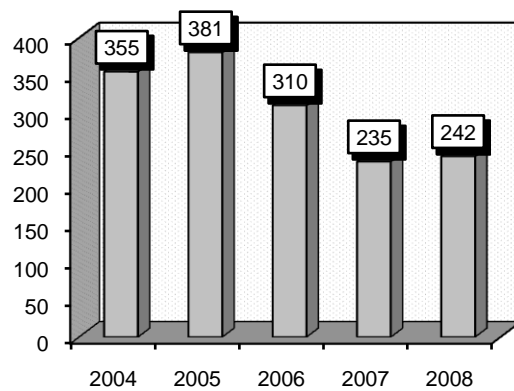
ANGINA PECTORIS

Associated Diagnoses: Diagnoses that frequently accompanied angina pectoris were: 1) Intermediate coronary syndrome (4111), 2) Hypertension (4019), 3) Tobacco use disorder (3051), 4) Hyperlipidemia (2724), 5) Diabetes Mellitus II without mention of complication (25000), 6) Coronary atherosclerosis (41400).

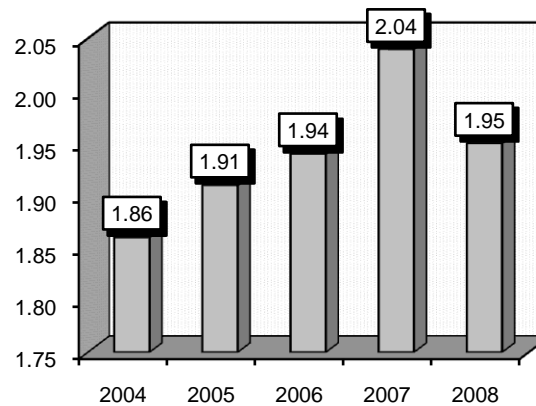
Definitions: Chest pain: A physical complaint that requires immediate diagnosis and evaluation. Chest pain can be a sign of cardiac disease, such as an angina pectoris, myocardial infarction (AKA heart attack), pericarditis, or of pulmonary (lung) disease, such as pleurisy, pneumonia or pulmonary embolism or infarction. Use of illegal drugs such as cocaine may also cause chest pain. Less common, but also life-threatening conditions that cause chest pain include aortic dissection and pneumothorax. **Angina:** A spasmodic choking feeling at rest. **Hypertension:** Elevated blood pressure persistently exceeding 140/90. Essential hypertension, the most common kind, has no single identifiable cause. **Hyperlipidemia:** Elevated levels of lipids in the blood stream including cholesterol. **Diabetes mellitus:** A group of disorders in which the body is unable to competently process blood sugars leading to hyperglycemia. This can lead to a host of ailments including poor circulation, kidney disorders and blindness. **Hyperglycemia:** A condition in which an excessive amount of glucose circulates in the blood plasma. **Ischemia:** Localized tissue anemia due to obstruction of arterial blood flow. **Atherosclerosis:** Clogging, hardening and narrowing of the arteries and blood vessels.

Gender	2004			2005			2006			2007			2008		
	Cases	Avg LOS	Avg Bill	Cases	Avg LOS	Avg Bill	Cases	Avg LOS	Avg Bill	Cases	Avg LOS	Avg Bill	Cases	Avg LOS	Avg Bill
Male	172	1.79	\$12,386	198	1.90	\$13,404	153	1.97	\$15,977	107	2.32	\$20,207	137	1.81	\$18,854
Female	183	1.92	\$12,278	183	1.93	\$14,248	157	1.90	\$15,119	128	1.81	\$17,027	105	2.13	\$18,312
Age Group	Cases	Avg LOS	Avg Bill	Cases	Avg LOS	Avg Bill	Cases	Avg LOS	Avg Bill	Cases	Avg LOS	Avg Bill	Cases	Avg LOS	Avg Bill
Ages 0-17	0	0.00	\$0	1	1.00	\$9,968	0	0.00	\$0	0	0.00	\$0	1	2.00	\$13,419
Ages 18-35	11	2.36	\$12,386	14	1.50	\$11,029	14	1.14	\$15,278	5	3.00	\$27,494	2	1.00	\$20,940
Ages 36-49	65	1.72	\$11,793	84	1.77	\$14,050	59	1.88	\$14,613	45	2.51	\$20,605	41	2.22	\$22,719
Ages 50-64	132	1.80	\$12,492	143	1.90	\$13,511	119	1.57	\$13,556	88	1.94	\$18,503	94	1.82	\$18,763
Ages 65+	147	1.93	\$12,418	139	2.06	\$14,278	118	2.42	\$18,043	97	1.87	\$16,998	104	1.98	\$16,878
TOTAL	355	1.86	\$12,330	381	1.91	\$13,809	310	1.94	\$15,543	235	2.04	\$18,475	242	1.95	\$18,619

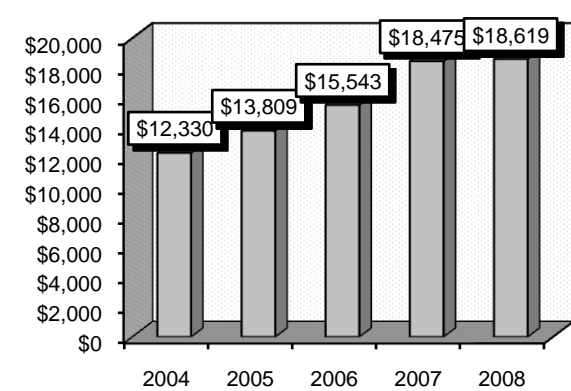
Patient Discharges



Average Length of Stay



Average Billed Charges



County / Hospital	2004			2005			2006			2007			2008		
	Cases	Avg LOS	Avg Bill	Cases	Avg LOS	Avg Bill	Cases	Avg LOS	Avg Bill	Cases	Avg LOS	Avg Bill	Cases	Avg LOS	Avg Bill
CLARK															
Centennial Hills	0	0.00	\$0	0	0.00	\$0	0	0.00	\$0	0	0.00	\$0	11	1.45	\$17,595
Desert Springs	13	2.31	\$15,164	34	1.76	\$13,983	20	1.60	\$14,235	23	1.61	\$20,981	20	2.10	\$23,249
Mountain View	15	1.73	\$13,544	29	2.03	\$13,967	29	2.17	\$17,670	5	1.60	\$17,059	1	4.00	\$31,871
North Vista	4	1.50	\$18,243	24	1.50	\$15,320	13	1.69	\$19,849	15	1.80	\$20,150	13	2.31	\$27,489
St. Rose-Rose de Lima	15	1.20	\$10,915	11	2.27	\$16,338	10	1.70	\$18,941	10	2.10	\$22,367	4	2.25	\$23,534
St. Rose-San Martin	0	0.00	\$0	0	0.00	\$0	2	1.00	\$16,996	2	2.00	\$24,879	8	2.13	\$19,061
St. Rose-Siena	20	1.80	\$14,542	13	1.31	\$14,822	10	1.80	\$20,869	8	1.13	\$18,076	9	1.44	\$18,724
Southern Hills	4	2.50	\$9,936	13	1.38	\$14,985	4	1.50	\$11,849	1	5.00	\$29,844	3	2.33	\$17,576
Spring Valley	48	1.98	\$14,648	25	1.96	\$18,092	20	1.85	\$18,694	7	2.29	\$21,712	13	3.23	\$29,278
Summerlin	16	1.56	\$15,417	15	1.87	\$16,836	11	2.73	\$23,371	12	3.83	\$30,842	3	2.67	\$27,724
Sunrise	16	2.31	\$19,028	16	2.38	\$19,925	14	2.43	\$27,944	15	1.87	\$24,397	27	2.44	\$29,946
UMC	45	1.91	\$10,161	53	2.51	\$12,533	55	1.80	\$13,391	23	2.43	\$19,853	10	2.30	\$21,088
Valley	24	2.00	\$13,347	30	1.87	\$14,821	17	2.18	\$14,335	19	3.16	\$27,639	22	1.59	\$15,559
TOTAL	220	1.90	\$13,634	263	1.97	\$15,011	205	1.94	\$17,254	140	2.26	\$22,770	144	2.17	\$23,202
WASHOE															
Carson Tahoe	8	1.50	\$12,384	6	1.67	\$11,868	6	1.50	\$12,898	4	1.00	\$11,660	9	2.22	\$13,837
Northern Nevada	6	1.50	\$15,082	9	2.67	\$20,323	4	2.00	\$15,900	3	1.33	\$14,513	2	1.00	\$16,723
Renown Regional	22	2.00	\$18,851	13	1.92	\$18,052	18	2.89	\$16,768	20	1.50	\$16,078	18	1.22	\$14,390
Renown S. Meadows	2	2.00	\$10,499	8	1.75	\$14,283	9	1.44	\$12,664	13	1.62	\$17,374	11	1.36	\$13,709
Saint Mary's	4	5.00	\$14,525	13	1.23	\$9,183	9	1.67	\$12,369	4	2.00	\$12,196	1	1.00	\$8,403
Sierra Surgery	0	0.00	\$0	0	0.00	\$0	0	0.00	\$0	0	0.00	\$0	0	0.00	\$0
TOTAL	42	2.12	\$16,271	49	1.82	\$14,743	46	2.11	\$14,524	44	1.52	\$15,600	41	1.46	\$14,054
RURAL															
Battle Mountain	0	0.00	\$0	0	0.00	\$0	0	0.00	\$0	0	0.00	\$0	0	0.00	\$0
Boulder City	4	1.75	\$5,900	7	3.57	\$10,564	2	1.00	\$3,267	3	1.67	\$2,481	5	2.20	\$6,303
Carson Valley	0	0.00	\$0	2	1.00	\$4,842	5	1.20	\$10,864	1	2.00	\$17,166	2	1.50	\$18,698
Churchill	30	1.83	\$10,200	11	1.55	\$10,002	19	2.05	\$12,044	10	1.60	\$12,242	20	1.70	\$11,796
Desert View	0	0.00	\$0	0	0.00	\$0	0	0.00	\$0	0	0.00	\$0	0	0.00	\$0
Grover C. Dils	2	1.50	\$4,448	0	0.00	\$0	1	2.00	\$3,481	0	0.00	\$0	0	0.00	\$0
Humboldt	0	0.00	\$0	0	0.00	\$0	1	1.00	\$3,341	1	4.00	\$10,745	1	3.00	\$11,950
Incline Village	0	0.00	\$0	0	0.00	\$0	0	0.00	\$0	0	0.00	\$0	0	0.00	\$0
Mesa View	0	0.00	\$0	9	1.00	\$5,438	6	1.67	\$9,414	1	1.00	\$7,242	0	0.00	\$0
Mount Grant	3	1.00	\$3,256	1	1.00	\$1,713	2	1.50	\$4,986	9	1.89	\$4,942	4	2.00	\$7,286
Northeastern	13	1.46	\$7,788	13	1.69	\$11,230	10	2.30	\$14,757	3	2.00	\$24,290	1	1.00	\$9,072
Nye	28	1.36	\$5,526	16	1.50	\$7,824	10	1.60	\$8,854	12	1.50	\$8,726	11	1.36	\$9,451
Pershing	2	1.00	\$3,884	0	0.00	\$0	0	0.00	\$0	2	1.50	\$3,161	0	0.00	\$0
South Lyon	3	2.33	\$4,357	2	1.00	\$3,122	0	0.00	\$0	0	0.00	\$0	4	1.25	\$5,863
William Bee Ririe	8	2.38	\$8,678	8	2.38	\$8,657	3	1.33	\$4,663	9	2.67	\$8,233	9	2.22	\$11,787
TOTAL	93	1.65	\$7,468	69	1.75	\$8,565	59	1.80	\$10,391	51	1.88	\$9,166	57	1.75	\$10,324
ALL COUNTIES	355	1.86	\$12,330	381	1.91	\$13,809	310	1.94	\$15,543	235	2.04	\$18,475	242	1.95	\$18,619

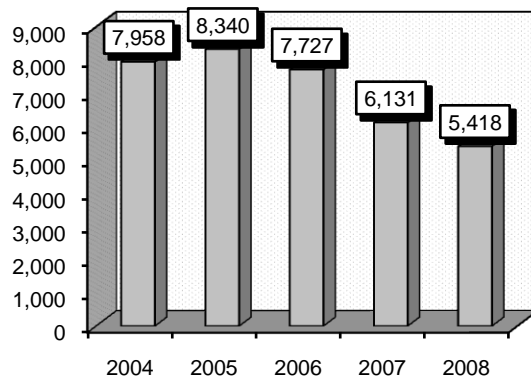
CHEST PAIN

Associated Diagnoses: Diagnoses that frequently accompanied chest pain were: 1) Hypertension (4019), 2) Tobacco use disorder (3051), 3) Hyperlipidemia (2724), 4) Diabetes Mellitus II without mention of complication (25000), 5) Chronic ischemic heart disease of the native coronary artery (41401).

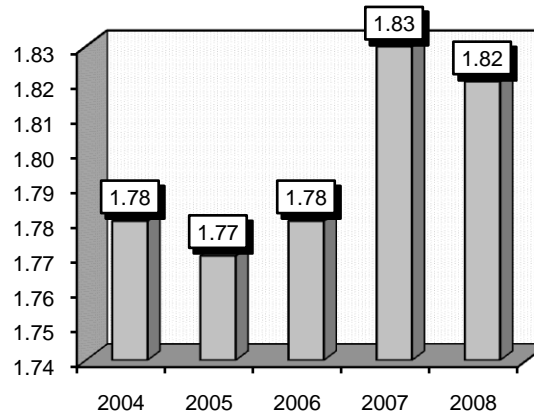
Definitions: Chest pain: A physical complaint that requires immediate diagnosis and evaluation. Chest pain can be a sign of cardiac disease, such as angina pectoris, myocardial infarction (AKA heart attack), pericarditis, or of pulmonary (lung) disease, such as pleurisy, pneumonia or pulmonary embolism or infarction. Use of illegal drugs such as cocaine may also cause chest pain. Less common, but also life-threatening conditions that cause chest pain include aortic dissection and pneumothorax. **Angina:** A spasmodic choking feeling at rest. **Aortic dissection:** A localized dilation of the aorta, characterized by longitudinal separation of the outer and middle layers of the vascular wall. **Hypertension:** Elevated blood pressure persistently exceeding 140/90. Essential hypertension, the most common kind, has no single identifiable cause. **Hyperlipidemia:** Elevated levels of lipids in the blood stream including cholesterol. **Diabetes mellitus:** A group of disorders in which the body is unable to competently process blood sugars leading to hyperglycemia. This can lead to a host of ailments including poor circulation, kidney disorders and blindness. **Hyperglycemia:** A condition in which an excessive amount of glucose circulates in the blood plasma. **Ischemia:** Localized tissue anemia due to obstruction of arterial blood flow.

	2004			2005			2006			2007			2008		
Gender	Cases	Avg LOS	Avg Bill	Cases	Avg LOS	Avg Bill	Cases	Avg LOS	Avg Bill	Cases	Avg LOS	Avg Bill	Cases	Avg LOS	Avg Bill
Male	3,725	1.75	\$12,997	4,030	1.73	\$14,267	3,601	1.79	\$15,821	3,003	1.83	\$18,596	2,578	1.86	\$20,690
Female	4,233	1.82	\$13,730	4,310	1.81	\$14,834	4,126	1.77	\$16,331	3,128	1.83	\$19,860	2,840	1.79	\$20,762
Age Group	Cases	Avg LOS	Avg Bill	Cases	Avg LOS	Avg Bill	Cases	Avg LOS	Avg Bill	Cases	Avg LOS	Avg Bill	Cases	Avg LOS	Avg Bill
Ages 0-17	8	1.38	\$5,602	7	1.57	\$9,115	11	1.64	\$13,692	10	1.50	\$6,265	12	1.33	\$10,192
Ages 18-35	541	1.62	\$11,905	592	1.66	\$13,234	493	1.58	\$15,316	411	1.70	\$18,498	335	1.76	\$20,658
Ages 36-49	2,326	1.74	\$12,990	2,550	1.70	\$14,247	2,232	1.69	\$15,910	1,659	1.73	\$19,197	1,425	1.80	\$20,970
Ages 50-64	2,780	1.78	\$13,526	3,003	1.74	\$14,559	2,773	1.76	\$15,883	2,194	1.88	\$19,509	1,921	1.83	\$20,908
Ages 65+	2,303	1.87	\$13,994	2,188	1.92	\$15,303	2,218	1.94	\$16,727	1,857	1.89	\$19,199	1,725	1.86	\$20,415
TOTAL	7,958	1.78	\$13,387	8,340	1.77	\$14,560	7,727	1.78	\$16,094	6,131	1.83	\$19,241	5,418	1.82	\$20,728

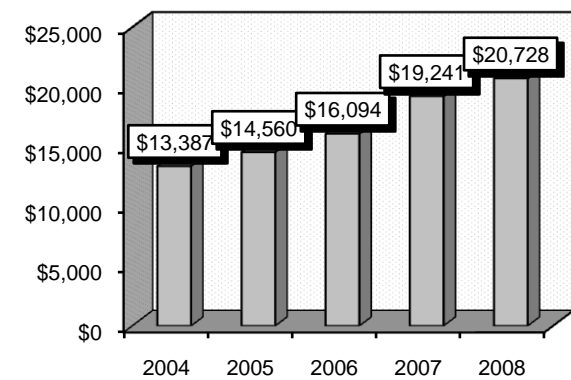
Patient Discharges



Average Length of Stay



Average Billed Charges



County / Hospital	2004			2005			2006			2007			2008		
	Cases	Avg LOS	Avg Bill	Cases	Avg LOS	Avg Bill	Cases	Avg LOS	Avg Bill	Cases	Avg LOS	Avg Bill	Cases	Avg LOS	Avg Bill
CLARK															
Centennial Hills	0	0.00	\$0	0	0.00	\$0	0	0.00	\$0	0	0.00	\$0	283	1.66	\$22,512
Desert Springs	936	1.77	\$13,006	863	1.90	\$15,453	601	2.05	\$17,816	568	2.01	\$21,429	502	1.94	\$24,129
Mountain View	566	1.65	\$13,447	586	1.79	\$14,675	634	1.79	\$17,022	309	1.66	\$18,788	249	1.80	\$21,126
North Vista	364	1.75	\$18,186	291	1.73	\$18,921	273	1.66	\$19,557	268	1.97	\$22,136	251	1.96	\$22,730
St. Rose-Rose de Lima	432	1.56	\$12,771	341	1.65	\$15,664	319	1.50	\$17,007	324	1.72	\$21,163	222	1.82	\$20,910
St. Rose-San Martin	0	0.00	\$0	0	0.00	\$0	19	2.21	\$21,107	135	1.69	\$19,192	143	1.90	\$19,308
St. Rose-Siena	601	1.52	\$13,069	538	1.45	\$14,935	398	1.47	\$17,968	319	1.53	\$20,826	172	1.77	\$20,966
Southern Hills	182	1.96	\$13,434	237	1.65	\$16,996	293	1.73	\$16,703	217	1.53	\$16,452	108	1.47	\$17,537
Spring Valley	415	1.81	\$15,063	646	1.65	\$16,273	546	1.80	\$19,021	390	1.87	\$21,215	531	1.62	\$21,690
Summerlin	611	1.57	\$14,722	694	1.62	\$17,096	700	1.56	\$17,365	347	1.85	\$24,001	369	1.62	\$22,186
Sunrise	463	2.16	\$19,633	390	1.92	\$19,655	466	2.01	\$23,315	390	2.42	\$28,017	412	2.21	\$27,880
UMC	1,608	2.01	\$10,323	1,663	2.04	\$11,613	1,332	1.94	\$12,327	920	1.93	\$17,780	534	1.94	\$19,690
Valley	792	2.02	\$14,265	852	2.01	\$14,710	682	2.18	\$17,099	643	2.11	\$19,264	599	2.06	\$19,735
TOTAL	6,970	1.82	\$13,551	7,101	1.83	\$15,031	6,263	1.84	\$16,956	4,830	1.91	\$20,672	4,375	1.87	\$21,915
WASHOE															
Carson Tahoe	112	1.41	\$11,093	184	1.33	\$10,779	224	1.46	\$13,765	213	1.41	\$13,561	158	1.49	\$14,524
Northern Nevada	32	1.38	\$14,251	24	1.25	\$15,000	26	2.15	\$19,066	50	1.50	\$17,522	66	1.33	\$17,930
Renown Regional	545	1.55	\$14,821	397	1.48	\$14,625	463	1.66	\$14,862	492	1.56	\$16,368	416	1.78	\$18,907
Renown S. Meadows	34	1.38	\$9,736	71	1.34	\$13,259	78	1.42	\$12,629	86	1.42	\$15,796	61	1.56	\$18,892
Saint Mary's	24	1.63	\$10,551	220	1.45	\$11,019	229	1.42	\$11,394	137	1.53	\$11,630	102	1.65	\$13,903
Sierra Surgery	0	0.00	\$0	0	0.00	\$0	0	0.00	\$0	0	0.00	\$0	0	0.00	\$0
TOTAL	747	1.52	\$13,869	896	1.42	\$12,851	1,020	1.56	\$13,779	978	1.51	\$15,102	803	1.65	\$17,327
RURAL															
Battle Mountain	0	0.00	\$0	1	1.00	\$2,358	0	0.00	\$0	2	2.00	\$2,358	1	1.00	\$5,941
Boulder City	44	1.59	\$7,135	30	1.53	\$8,748	37	2.08	\$6,912	39	1.74	\$9,040	35	1.46	\$5,361
Carson Valley	0	0.00	\$0	49	1.45	\$10,289	107	1.40	\$10,764	55	1.62	\$14,752	22	1.86	\$17,496
Churchill	38	1.58	\$9,911	65	1.74	\$11,892	59	1.64	\$10,179	86	1.76	\$11,456	76	1.57	\$12,076
Desert View	0	0.00	\$0	0	0.00	\$0	0	0.00	\$0	0	0.00	\$0	23	1.43	\$7,028
Grover C. Dils	7	2.00	\$3,297	1	2.00	\$5,685	3	1.67	\$4,518	1	1.00	\$6,988	0	0.00	\$0
Humboldt	1	1.00	\$1,204	3	1.33	\$4,300	0	0.00	\$0	1	1.00	\$872	10	3.30	\$10,402
Incline Village	1	1.00	\$5,565	0	0.00	\$0	0	0.00	\$0	0	0.00	\$0	0	0.00	\$0
Mesa View	0	0.00	\$0	16	1.50	\$8,344	19	1.26	\$7,967	8	1.25	\$7,730	9	1.22	\$6,104
Mount Grant	3	1.67	\$3,864	4	2.00	\$8,315	1	8.00	\$14,836	8	1.63	\$3,044	5	2.20	\$7,022
Northeastern	100	1.21	\$7,056	134	1.37	\$9,370	165	1.43	\$9,987	85	1.26	\$10,351	38	1.47	\$12,087
Nye	20	1.10	\$4,985	11	1.00	\$6,734	12	1.08	\$7,048	8	1.25	\$8,420	2	1.00	\$9,864
Pershing	3	1.33	\$4,427	0	0.00	\$0	8	1.25	\$4,696	2	1.00	\$8,256	0	0.00	\$0
South Lyon	3	1.00	\$3,083	9	1.78	\$3,503	14	1.14	\$3,264	5	2.40	\$4,615	0	0.00	\$0
William Bee Ririe	21	2.38	\$7,615	20	1.65	\$4,814	19	1.63	\$5,377	23	1.65	\$5,193	19	1.74	\$9,431
TOTAL	241	1.46	\$7,136	343	1.49	\$9,285	444	1.50	\$9,247	323	1.57	\$10,384	240	1.63	\$10,459
ALL COUNTIES	7,958	1.78	\$13,387	8,340	1.77	\$14,560	7,727	1.78	\$16,094	6,131	1.83	\$19,241	5,418	1.82	\$20,728

RECTAL RESECTION

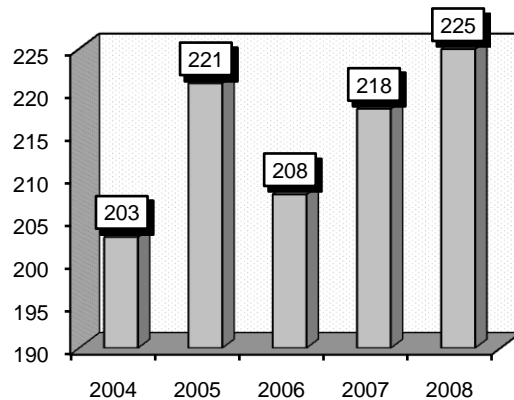
Associated Procedures: Procedures that frequently accompanied rectal resection were: 1) Proctosigmoidoscopy (4821 -3), 2) Transfusion of packed cells (9904), 3) Anterior resection of rectum with synchronous colostomy (4862), 4) Incidental appendectomy (4719), 5) Other Lysis of peritoneal adhesions (5459), 6) Closure of stoma of large intestine (4652).

Definitions: Resection: A surgical removal of tissue. **Proctosigmoidoscopy:** An examination of the rectum and the lower part of the colon using a thin, lighted instrument called a sigmoidoscope. **Transfusion:** A replacement of bodily fluids or cells. **Anterior:** Anatomical term referring to the front of the body. **Colostomy:** The surgical creation of an opening between the colon and the surface of the body. Part of the colon is brought out onto the abdomen to create a stoma. A bag is placed over this to collect waste material. **Stoma:** A surgically created opening in an organ. **Lysis:** The breakdown of a cell caused by damage to its plasma (outer) membrane. Lysis can be caused by chemical or physical action. **Peritoneum:** The tissue that lines the abdominal wall and pelvic cavity.

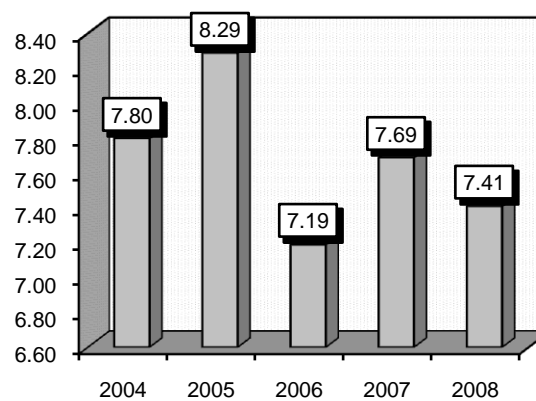
Comments: Rectal resections are performed to repair damage caused to the rectum by diseases of the lower intestinal tract.

Gender	2004			2005			2006			2007			2008		
	Cases	Avg LOS	Avg Bill	Cases	Avg LOS	Avg Bill	Cases	Avg LOS	Avg Bill	Cases	Avg LOS	Avg Bill	Cases	Avg LOS	Avg Bill
Male	106	7.38	\$49,620	124	9.17	\$67,544	104	7.22	\$54,825	113	8.26	\$71,239	107	8.31	\$74,733
Female	97	8.26	\$51,766	97	7.18	\$49,228	104	7.16	\$52,599	105	7.09	\$60,114	118	6.60	\$58,952
Age Group	Cases	Avg LOS	Avg Bill	Cases	Avg LOS	Avg Bill	Cases	Avg LOS	Avg Bill	Cases	Avg LOS	Avg Bill	Cases	Avg LOS	Avg Bill
Ages 0-17	11	6.27	\$40,144	9	4.67	\$29,792	5	4.80	\$28,133	9	5.11	\$32,818	14	4.57	\$39,090
Ages 18-35	4	5.50	\$28,562	3	5.67	\$39,543	2	6.00	\$60,108	4	8.25	\$67,059	3	7.00	\$81,180
Ages 36-49	15	7.47	\$49,641	28	8.04	\$61,689	18	8.33	\$58,280	25	6.80	\$56,521	24	8.00	\$76,359
Ages 50-64	76	7.36	\$48,190	80	7.99	\$52,195	88	6.51	\$48,450	65	6.77	\$59,236	66	6.56	\$54,591
Ages 65+	97	8.46	\$54,826	101	9.01	\$67,930	95	7.76	\$58,932	115	8.59	\$74,217	118	8.12	\$73,953
TOTAL	203	7.80	\$50,646	221	8.29	\$59,505	208	7.19	\$53,712	218	7.69	\$65,881	225	7.41	\$66,457

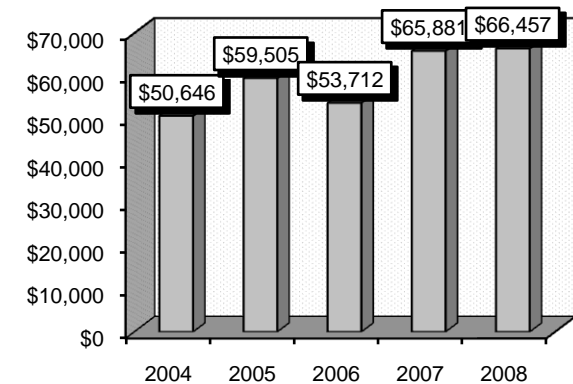
Patient Discharges



Average Length of Stay



Average Billed Charges



County / Hospital	2004			2005			2006			2007			2008		
	Cases	Avg LOS	Avg Bill	Cases	Avg LOS	Avg Bill	Cases	Avg LOS	Avg Bill	Cases	Avg LOS	Avg Bill	Cases	Avg LOS	Avg Bill
CLARK															
Centennial Hills	0	0.00	\$0	0	0.00	\$0	0	0.00	\$0	0	0.00	\$0	2	12.50	\$125,479
Desert Springs	7	9.14	\$69,876	6	7.33	\$49,588	3	5.67	\$46,167	9	12.33	\$130,807	8	8.50	\$87,344
Mountain View	13	8.08	\$47,978	26	7.65	\$59,877	24	6.33	\$48,008	15	8.13	\$68,471	9	8.22	\$81,289
North Vista	0	0.00	\$0	2	8.00	\$62,206	0	0.00	\$0	2	14.50	\$178,079	0	0.00	\$0
St. Rose-Rose de Lima	1	10.00	\$67,293	0	0.00	\$0	6	7.67	\$64,234	2	10.00	\$75,122	3	9.00	\$76,682
St. Rose-San Martin	0	0.00	\$0	0	0.00	\$0	0	0.00	\$0	6	7.00	\$60,375	5	6.80	\$68,734
St. Rose-Siena	8	8.13	\$52,558	13	11.15	\$82,663	17	6.12	\$54,078	8	6.38	\$54,876	18	9.06	\$82,195
Southern Hills	2	5.00	\$32,996	3	10.00	\$51,707	2	12.00	\$74,457	5	8.40	\$66,857	6	6.50	\$60,404
Spring Valley	7	8.14	\$58,080	2	7.00	\$62,092	6	9.17	\$65,725	6	14.67	\$177,924	16	6.75	\$65,247
Summerlin	6	6.67	\$49,475	13	11.31	\$105,240	18	7.28	\$73,107	15	9.80	\$96,213	8	5.88	\$54,709
Sunrise	41	7.34	\$44,184	46	6.35	\$45,319	40	6.65	\$56,530	19	7.05	\$66,600	25	6.76	\$72,357
UMC	10	6.10	\$42,219	14	11.79	\$77,045	15	5.73	\$48,367	18	7.06	\$67,413	16	8.25	\$100,775
Valley	26	8.42	\$59,536	12	8.33	\$81,110	9	12.11	\$76,767	31	8.29	\$73,640	15	8.00	\$83,334
TOTAL	121	7.70	\$50,840	137	8.41	\$64,507	140	7.07	\$58,087	136	8.60	\$81,755	131	7.68	\$78,244
WASHOE															
Carson Tahoe	13	6.62	\$48,415	14	6.00	\$50,236	2	4.50	\$41,217	7	4.86	\$45,317	11	8.09	\$71,003
Northern Nevada	3	6.67	\$54,376	0	0.00	\$0	1	10.00	\$74,806	1	6.00	\$74,689	1	10.00	\$95,354
Renown Regional	37	8.41	\$52,627	46	8.35	\$46,738	32	8.59	\$41,946	35	6.77	\$34,673	38	8.00	\$45,148
Renown S. Meadows	2	5.50	\$35,993	1	15.00	\$53,847	0	0.00	\$0	2	3.50	\$32,993	3	5.33	\$37,572
Saint Mary's	23	8.17	\$49,588	18	8.72	\$66,962	26	7.00	\$51,354	25	6.12	\$44,681	27	6.56	\$54,507
Sierra Surgery	0	0.00	\$0	0	0.00	\$0	5	3.20	\$25,684	5	3.00	\$26,790	9	3.33	\$29,047
TOTAL	78	7.90	\$50,670	79	8.10	\$52,056	66	7.45	\$44,896	75	6.03	\$38,966	89	7.03	\$49,863
RURAL															
Battle Mountain	0	0.00	\$0	0	0.00	\$0	0	0.00	\$0	0	0.00	\$0	0	0.00	\$0
Boulder City	1	6.00	\$19,887	1	11.00	\$49,432	0	0.00	\$0	1	6.00	\$18,845	0	0.00	\$0
Carson Valley	0	0.00	\$0	0	0.00	\$0	0	0.00	\$0	0	0.00	\$0	0	0.00	\$0
Churchill	2	11.00	\$56,743	4	7.50	\$37,821	1	4.00	\$25,756	3	8.67	\$56,106	4	7.50	\$49,100
Desert View	0	0.00	\$0	0	0.00	\$0	0	0.00	\$0	0	0.00	\$0	0	0.00	\$0
Grover C. Dils	0	0.00	\$0	0	0.00	\$0	0	0.00	\$0	0	0.00	\$0	0	0.00	\$0
Humboldt	0	0.00	\$0	0	0.00	\$0	0	0.00	\$0	1	9.00	\$34,257	0	0.00	\$0
Incline Village	0	0.00	\$0	0	0.00	\$0	0	0.00	\$0	0	0.00	\$0	0	0.00	\$0
Mesa View	0	0.00	\$0	0	0.00	\$0	0	0.00	\$0	0	0.00	\$0	1	6.00	\$68,665
Mount Grant	0	0.00	\$0	0	0.00	\$0	0	0.00	\$0	0	0.00	\$0	0	0.00	\$0
Northeastern	1	7.00	\$43,741	0	0.00	\$0	1	10.00	\$51,011	2	7.00	\$49,723	0	0.00	\$0
Nye	0	0.00	\$0	0	0.00	\$0	0	0.00	\$0	0	0.00	\$0	0	0.00	\$0
Pershing	0	0.00	\$0	0	0.00	\$0	0	0.00	\$0	0	0.00	\$0	0	0.00	\$0
South Lyon	0	0.00	\$0	0	0.00	\$0	0	0.00	\$0	0	0.00	\$0	0	0.00	\$0
William Bee Ririe	0	0.00	\$0	0	0.00	\$0	0	0.00	\$0	0	0.00	\$0	0	0.00	\$0
TOTAL	4	8.75	\$44,278	5	8.20	\$40,143	2	7.00	\$38,383	7	7.86	\$45,838	5	7.20	\$53,013
ALL COUNTIES	203	7.80	\$50,646	221	8.29	\$59,505	208	7.19	\$53,712	218	7.69	\$65,881	225	7.41	\$66,457

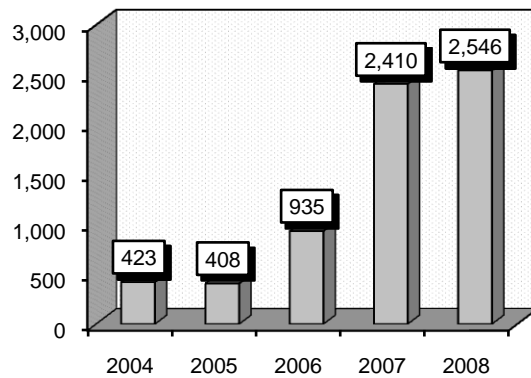
MAJOR SMALL & LARGE BOWEL PROCEDURES

Associated Procedures: Procedures that frequently accompanied major small and large bowel procedures were: 1) Sigmoidectomy (4576), 2) Hemicolectomy (4573,5), 3) Partial excision of large intestine (4579), 4) Partial resection of small intestine (4562), 5) Other Lysis of peritoneal adhesions (5459), 6) Parenteral infusion of concentrated nutritional substances (9915), 7) Transfusion of packed cells (9904), 8) Colostomy (461), 9) Large -to-Large intestinal anastomosis (4594).

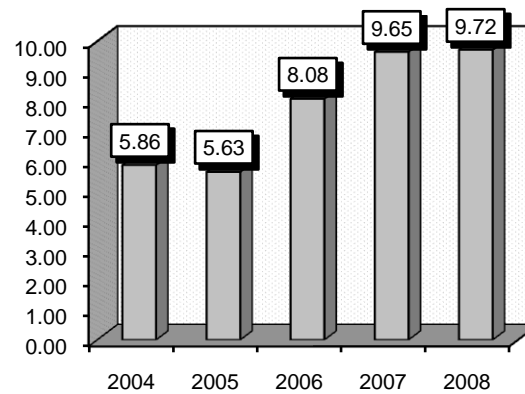
Definitions: **Sigmoidectomy:** Surgical removal of part or all of the sigmoid colon (usually to remove a malignant tumor). **Sigmoid colon:** Portion of the large intestine between the descending colon and the rectum. **Hemicolectomy:** Surgical removal of about half of the right side of the colon with subsequent joining of the remaining colon. **Excision:** Surgical removal of a part of the body, including cancerous growth. **Resection:** A surgical removal of tissue. **Colostomy:** The surgical creation of an opening between the colon and the surface of the body. Part of the colon is brought out onto the abdomen to create a stoma. A bag is placed over this to collect waste material. **Stoma:** A surgically created opening in an organ. **Lysis:** The breakdown of a cell caused by damage to its plasma (outer) membrane. Lysis can be caused by chemical or physical action. **Peritoneum:** The tissue that lines the abdominal wall and pelvic cavity. **Anastomosis:** An operation to connect two body parts. An example is an operation in which a part of the colon is removed and the two remaining ends are rejoined.

Gender	2004			2005			2006			2007			2008		
	Cases	Avg LOS	Avg Bill	Cases	Avg LOS	Avg Bill	Cases	Avg LOS	Avg Bill	Cases	Avg LOS	Avg Bill	Cases	Avg LOS	Avg Bill
Male	207	5.99	\$37,251	182	5.58	\$37,767	410	8.09	\$70,864	1,143	9.67	\$92,142	1,226	9.65	\$98,880
Female	216	5.74	\$35,668	226	5.68	\$37,568	525	8.07	\$67,298	1,267	9.63	\$88,690	1,320	9.79	\$96,624
Age Group	Cases	Avg LOS	Avg Bill	Cases	Avg LOS	Avg Bill	Cases	Avg LOS	Avg Bill	Cases	Avg LOS	Avg Bill	Cases	Avg LOS	Avg Bill
Ages 0-17	21	5.62	\$28,928	24	4.96	\$30,166	34	8.50	\$55,273	74	10.86	\$82,354	76	12.75	\$87,257
Ages 18-35	44	5.59	\$39,392	45	5.96	\$41,434	63	6.89	\$56,717	156	8.90	\$77,843	148	8.59	\$86,292
Ages 36-49	83	6.08	\$38,313	91	5.66	\$38,969	131	6.57	\$54,730	383	9.33	\$82,696	357	8.36	\$83,710
Ages 50-64	143	5.62	\$35,855	124	5.48	\$37,061	329	7.81	\$64,451	719	9.03	\$83,775	778	8.96	\$88,246
Ages 65+	132	6.11	\$36,116	124	5.77	\$37,369	378	9.00	\$80,845	1,078	10.20	\$99,762	1,187	10.58	\$110,217
TOTAL	423	5.86	\$36,443	408	5.63	\$37,657	935	8.08	\$68,862	2,410	9.65	\$90,327	2,546	9.72	\$97,710

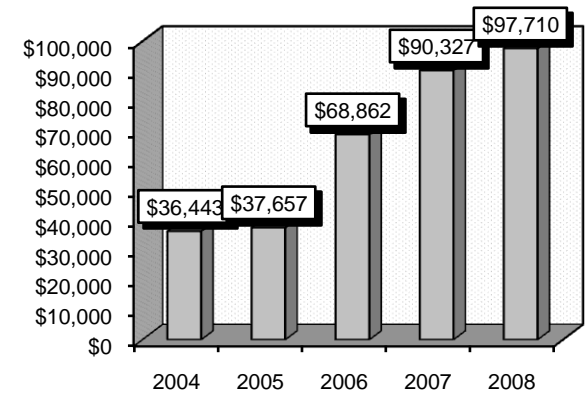
Patient Discharges



Average Length of Stay



Average Billed Charges



County / Hospital	2004			2005			2006			2007			2008		
	Cases	Avg LOS	Avg Bill	Cases	Avg LOS	Avg Bill	Cases	Avg LOS	Avg Bill	Cases	Avg LOS	Avg Bill	Cases	Avg LOS	Avg Bill
CLARK															
Centennial Hills	0	0.00	\$0	0	0.00	\$0	0	0.00	\$0	0	0.00	\$0	68	9.97	\$114,356
Desert Springs	23	5.83	\$42,859	28	6.29	\$41,665	52	9.35	\$77,882	199	10.77	\$110,054	150	11.68	\$138,145
Mountain View	35	6.00	\$33,234	33	5.12	\$35,988	79	7.09	\$61,333	158	9.13	\$94,639	163	10.59	\$116,093
North Vista	2	7.50	\$56,539	7	4.00	\$38,038	19	7.95	\$87,283	41	8.85	\$116,952	40	13.22	\$196,902
St. Rose-Rose de Lima	4	5.75	\$40,740	5	4.20	\$34,523	24	10.63	\$99,333	65	11.40	\$118,071	66	12.52	\$129,095
St. Rose-San Martin	0	0.00	\$0	0	0.00	\$0	1	22.00	\$372,327	66	7.58	\$79,327	78	9.42	\$106,354
St. Rose-Siena	5	5.60	\$44,376	16	5.06	\$35,282	44	8.23	\$88,738	172	9.48	\$98,939	167	10.59	\$98,845
Southern Hills	11	5.18	\$28,874	11	5.27	\$29,044	31	7.87	\$56,847	68	7.65	\$66,833	78	10.18	\$103,950
Spring Valley	20	6.85	\$39,753	7	6.00	\$44,890	25	7.48	\$74,804	121	8.50	\$83,218	111	9.24	\$99,186
Summerlin	20	5.80	\$41,771	19	5.74	\$40,269	51	7.94	\$85,244	172	9.51	\$109,646	166	10.11	\$121,224
Sunrise	71	5.93	\$34,985	79	5.66	\$37,426	153	9.64	\$91,117	208	10.97	\$104,329	173	11.84	\$118,859
UMC	56	6.71	\$40,936	42	7.07	\$48,603	90	8.26	\$72,161	218	11.42	\$125,038	244	7.47	\$108,875
Valley	29	5.31	\$32,857	19	5.21	\$34,828	41	8.41	\$74,366	159	10.40	\$106,847	155	9.99	\$113,733
TOTAL	276	6.05	\$37,406	266	5.74	\$39,158	610	8.58	\$79,801	1,647	9.98	\$103,823	1,659	10.21	\$116,105
WASHOE															
Carson Tahoe	20	3.40	\$23,664	22	3.73	\$32,236	37	8.11	\$83,407	103	8.85	\$86,471	129	8.42	\$77,457
Northern Nevada	3	8.33	\$57,344	1	8.00	\$61,770	15	9.60	\$88,814	34	11.38	\$98,836	21	9.67	\$117,117
Renown Regional	68	5.76	\$37,661	71	5.77	\$34,561	114	7.09	\$38,472	280	9.21	\$52,201	321	10.35	\$60,226
Renown S. Meadows	4	4.50	\$36,816	4	4.00	\$26,226	16	9.38	\$47,901	33	8.52	\$48,003	27	9.74	\$64,125
Saint Mary's	27	6.41	\$41,546	31	5.55	\$39,658	71	7.75	\$56,365	188	9.58	\$67,702	217	8.98	\$71,891
Sierra Surgery	0	0.00	\$0	0	0.00	\$0	37	3.05	\$20,788	42	3.02	\$25,326	65	3.92	\$28,539
TOTAL	122	5.54	\$36,683	129	5.33	\$35,342	290	7.12	\$49,454	680	8.95	\$62,146	780	9.08	\$65,347
RURAL															
Battle Mountain	0	0.00	\$0	0	0.00	\$0	0	0.00	\$0	0	0.00	\$0	0	0.00	\$0
Boulder City	6	5.67	\$15,759	2	13.00	\$36,448	9	7.89	\$27,649	10	16.70	\$57,452	6	8.17	\$29,428
Carson Valley	0	0.00	\$0	0	0.00	\$0	0	0.00	\$0	0	0.00	\$0	11	6.64	\$51,236
Churchill	9	5.89	\$31,905	5	5.20	\$27,924	10	7.40	\$40,738	28	8.46	\$52,178	28	7.43	\$47,909
Desert View	0	0.00	\$0	0	0.00	\$0	0	0.00	\$0	0	0.00	\$0	15	5.67	\$30,564
Grover C. Dils	0	0.00	\$0	0	0.00	\$0	0	0.00	\$0	0	0.00	\$0	0	0.00	\$0
Humboldt	0	0.00	\$0	0	0.00	\$0	2	9.50	\$76,120	13	6.46	\$33,644	11	7.91	\$80,149
Incline Village	0	0.00	\$0	0	0.00	\$0	0	0.00	\$0	0	0.00	\$0	0	0.00	\$0
Mesa View	0	0.00	\$0	0	0.00	\$0	2	4.50	\$40,149	10	6.40	\$41,398	15	6.93	\$46,223
Mount Grant	0	0.00	\$0	0	0.00	\$0	0	0.00	\$0	0	0.00	\$0	0	0.00	\$0
Northeastern	8	4.88	\$25,775	5	5.00	\$28,365	11	6.82	\$40,600	22	8.59	\$70,272	20	6.45	\$52,161
Nye	0	0.00	\$0	0	0.00	\$0	0	0.00	\$0	0	0.00	\$0	0	0.00	\$0
Pershing	0	0.00	\$0	0	0.00	\$0	0	0.00	\$0	0	0.00	\$0	0	0.00	\$0
South Lyon	0	0.00	\$0	0	0.00	\$0	0	0.00	\$0	0	0.00	\$0	0	0.00	\$0
William Bee Ririe	2	3.00	\$13,928	1	6.00	\$34,456	1	7.00	\$30,538	0	0.00	\$0	1	4.00	\$23,405
TOTAL	25	5.28	\$24,630	13	6.38	\$29,907	35	7.29	\$39,026	83	8.93	\$53,408	107	6.91	\$48,427
ALL COUNTIES	423	5.86	\$36,443	408	5.63	\$37,657	935	8.08	\$68,862	2,410	9.65	\$90,327	2,546	9.72	\$97,710

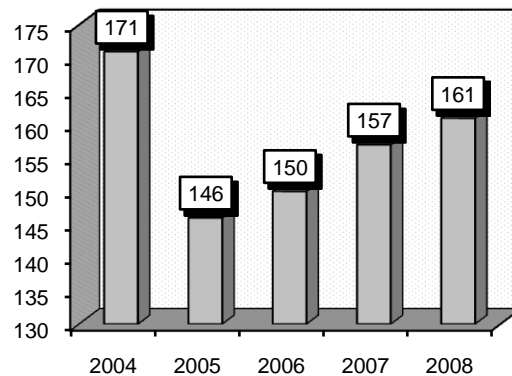
MINOR SMALL & LARGE BOWEL PROCEDURES

Associated Procedures: Procedures that frequently accompanied minor small and large bowel procedures were: 1) Closure of stoma of large intestine (4 652), 2) Transfusion of packed cells (9904), 3) Venous catheterization (3893), 4) Flexible sigmoidoscopy (4524), 5) Incision of large intestine (4503), 6) Colonoscopy (4523).

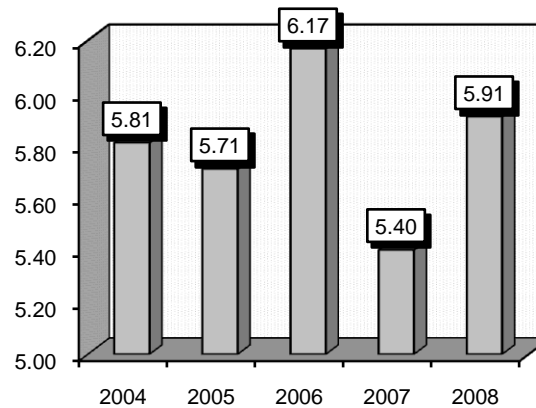
Definitions: **Stoma:** A surgically created opening in an organ. **Transfusion:** A replacement of bodily fluids or cells. **Catheterization:** Passage of a tubular, flexible surgical instrument into a body channel or cavity to withdraw or introduce fluid. **Sigmoidoscopy:** A diagnostic procedure that uses a flexible viewing tube to allow the doctor to see the inner walls of the colon. During this procedure, a tube is gently passed into the colon through the anus. **Peritoneum:** The tissue that lines the abdominal wall and pelvic cavity. **Colonoscopy:** An examination of the colon using a lighted, flexible tube (colonoscope) inserted into the rectum. A colonoscopy allows a doctor to see the inside of the colon.

Gender	2004			2005			2006			2007			2008		
	Cases	Avg LOS	Avg Bill	Cases	Avg LOS	Avg Bill	Cases	Avg LOS	Avg Bill	Cases	Avg LOS	Avg Bill	Cases	Avg LOS	Avg Bill
Male	97	5.85	\$31,452	87	5.69	\$36,720	86	5.44	\$32,970	86	5.74	\$41,910	82	5.70	\$45,521
Female	74	5.76	\$31,918	59	5.75	\$36,340	64	7.14	\$49,456	71	4.99	\$33,521	79	6.13	\$44,041
Age Group	Cases	Avg LOS	Avg Bill	Cases	Avg LOS	Avg Bill	Cases	Avg LOS	Avg Bill	Cases	Avg LOS	Avg Bill	Cases	Avg LOS	Avg Bill
Ages 0-17	17	5.94	\$25,367	15	5.73	\$31,168	11	6.91	\$34,649	18	5.44	\$27,359	22	5.05	\$27,659
Ages 18-35	10	6.40	\$32,625	14	5.93	\$33,865	13	11.15	\$105,160	19	3.95	\$33,544	10	4.40	\$27,788
Ages 36-49	40	5.20	\$30,319	27	5.37	\$33,847	30	5.00	\$27,889	29	4.93	\$34,498	22	5.23	\$36,921
Ages 50-64	52	5.44	\$30,807	36	4.86	\$33,622	53	5.30	\$32,887	42	5.79	\$37,634	57	5.88	\$53,461
Ages 65+	52	6.48	\$35,396	54	6.39	\$42,089	43	6.35	\$38,902	49	5.90	\$46,396	50	6.92	\$49,322
TOTAL	171	5.81	\$31,654	146	5.71	\$36,566	150	6.17	\$40,004	157	5.40	\$38,117	161	5.91	\$44,795

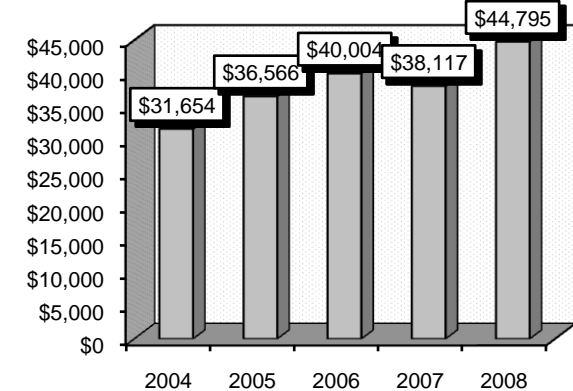
Patient Discharges



Average Length of Stay



Average Billed Charges



County / Hospital	2004			2005			2006			2007			2008		
	Cases	Avg LOS	Avg Bill	Cases	Avg LOS	Avg Bill	Cases	Avg LOS	Avg Bill	Cases	Avg LOS	Avg Bill	Cases	Avg LOS	Avg Bill
CLARK															
Centennial Hills	0	0.00	\$0	0	0.00	\$0	0	0.00	\$0	0	0.00	\$0	7	4.57	\$41,924
Desert Springs	10	6.00	\$33,194	11	5.82	\$35,801	7	7.43	\$42,575	11	4.18	\$41,102	9	6.11	\$63,449
Mountain View	12	5.08	\$25,729	15	4.73	\$33,961	11	4.00	\$21,223	9	3.78	\$26,387	7	7.29	\$87,705
North Vista	1	6.00	\$37,031	4	6.25	\$58,218	2	3.00	\$45,372	2	5.50	\$46,625	3	10.00	\$115,366
St. Rose-Rose de Lima	0	0.00	\$0	1	2.00	\$9,098	3	5.33	\$46,571	1	4.00	\$27,765	5	6.60	\$45,684
St. Rose-San Martin	0	0.00	\$0	0	0.00	\$0	0	0.00	\$0	2	4.50	\$26,872	3	6.00	\$44,007
St. Rose-Siena	2	10.00	\$71,073	5	7.80	\$58,506	4	5.50	\$33,295	10	5.00	\$34,677	8	7.25	\$53,578
Southern Hills	0	0.00	\$0	2	7.00	\$43,889	2	9.50	\$77,408	2	3.50	\$26,921	1	4.00	\$23,321
Spring Valley	6	5.83	\$38,930	3	4.00	\$28,441	3	4.67	\$27,650	3	5.00	\$37,443	5	5.80	\$49,873
Summerlin	6	6.17	\$44,423	8	4.13	\$35,920	4	4.50	\$38,560	13	6.15	\$57,087	11	5.27	\$42,134
Sunrise	42	4.74	\$25,424	40	4.55	\$28,236	32	5.81	\$38,058	20	5.70	\$36,529	11	4.91	\$36,151
UMC	32	6.91	\$34,415	18	7.50	\$44,480	9	8.33	\$48,787	20	5.25	\$46,645	17	5.59	\$49,214
Valley	10	4.20	\$27,169	6	6.33	\$50,400	4	23.75	\$262,887	6	10.00	\$72,258	2	6.00	\$46,125
TOTAL	121	5.63	\$31,081	113	5.44	\$36,554	81	6.75	\$49,328	99	5.40	\$42,591	89	5.94	\$52,543
WASHOE															
Carson Tahoe	6	4.50	\$29,915	3	3.33	\$23,947	6	3.83	\$34,093	7	4.86	\$46,262	7	9.86	\$80,827
Northern Nevada	1	6.00	\$32,529	2	7.50	\$41,156	1	9.00	\$59,582	0	0.00	\$0	0	0.00	\$0
Renown Regional	30	6.83	\$34,655	18	6.44	\$33,974	38	6.21	\$28,355	26	5.88	\$26,596	36	6.25	\$29,231
Renown S. Meadows	0	0.00	\$0	2	6.50	\$43,457	2	4.00	\$26,814	0	0.00	\$0	0	0.00	\$0
Saint Mary's	11	5.64	\$30,802	8	8.13	\$44,430	16	5.25	\$30,938	13	5.08	\$31,546	14	5.14	\$40,551
Sierra Surgery	0	0.00	\$0	0	0.00	\$0	2	2.50	\$18,532	8	3.25	\$20,499	10	3.60	\$22,586
TOTAL	48	6.25	\$33,135	33	6.64	\$36,607	65	5.62	\$29,651	54	5.17	\$29,434	67	6.00	\$35,995
RURAL															
Battle Mountain	0	0.00	\$0	0	0.00	\$0	0	0.00	\$0	0	0.00	\$0	0	0.00	\$0
Boulder City	0	0.00	\$0	0	0.00	\$0	0	0.00	\$0	0	0.00	\$0	0	0.00	\$0
Carson Valley	0	0.00	\$0	0	0.00	\$0	0	0.00	\$0	0	0.00	\$0	0	0.00	\$0
Churchill	2	6.00	\$30,781	0	0.00	\$0	2	3.50	\$20,926	2	6.50	\$38,155	1	7.00	\$33,298
Desert View	0	0.00	\$0	0	0.00	\$0	0	0.00	\$0	0	0.00	\$0	1	3.00	\$14,412
Grover C. Dils	0	0.00	\$0	0	0.00	\$0	0	0.00	\$0	0	0.00	\$0	0	0.00	\$0
Humboldt	0	0.00	\$0	0	0.00	\$0	0	0.00	\$0	1	16.00	\$80,028	2	1.00	\$14,145
Incline Village	0	0.00	\$0	0	0.00	\$0	0	0.00	\$0	0	0.00	\$0	0	0.00	\$0
Mesa View	0	0.00	\$0	0	0.00	\$0	1	5.00	\$27,504	0	0.00	\$0	1	8.00	\$48,028
Mount Grant	0	0.00	\$0	0	0.00	\$0	0	0.00	\$0	0	0.00	\$0	0	0.00	\$0
Northeastern	0	0.00	\$0	0	0.00	\$0	1	1.00	\$8,389	1	5.00	\$22,067	0	0.00	\$0
Nye	0	0.00	\$0	0	0.00	\$0	0	0.00	\$0	0	0.00	\$0	0	0.00	\$0
Pershing	0	0.00	\$0	0	0.00	\$0	0	0.00	\$0	0	0.00	\$0	0	0.00	\$0
South Lyon	0	0.00	\$0	0	0.00	\$0	0	0.00	\$0	0	0.00	\$0	0	0.00	\$0
William Bee Ririe	0	0.00	\$0	0	0.00	\$0	0	0.00	\$0	0	0.00	\$0	0	0.00	\$0
TOTAL	2	6.00	\$30,781	0	0.00	\$0	4	3.25	\$19,436	4	8.50	\$44,601	5	4.00	\$24,805
ALL COUNTIES	171	5.81	\$31,654	146	5.71	\$36,566	150	6.17	\$40,004	157	5.40	\$38,117	161	5.91	\$44,795

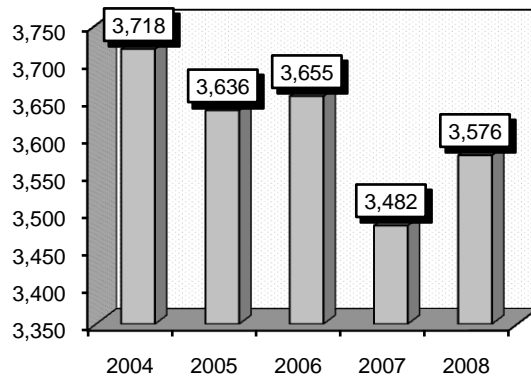
GASTROINTESTINAL HEMORRHAGE

Associated Diagnoses: Diagnoses that frequently accompanied gastrointestinal hemorrhage were: 1) Hypertension (4019), 2) Chronic anemia due to blood loss (2800), 3) Acute post hemorrhagic anemia (2851), 4) Inflammatory and toxic neuropathy (5789), 5) Diabetes Mellitus II without mention of complication (25000), 6) Diaphragmatic hernia without mention of obstruction or gangrene (5533), 7) Unspecified hyperlipidemia (2724).

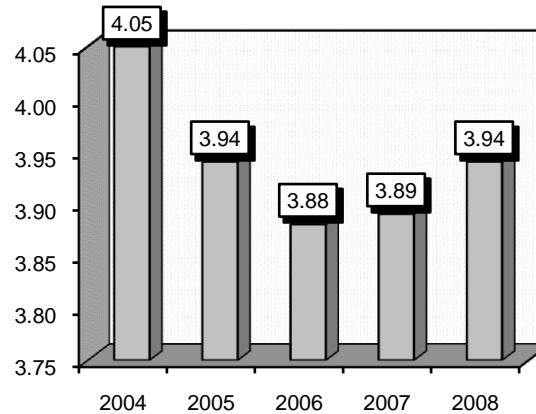
Definitions: **Hypertension:** Elevated blood pressure persistently exceeding 140/90. Essential hypertension, the most common kind, has no single identifiable cause. **Hemorrhage:** The loss of a large amount of blood in a short period of time. Gastrointestinal (GI) hemorrhage can occur in the esophagus, stomach, duodenum, and small and large intestine. Causes of hemorrhage of the GI tract include but are not limited to, esophageal varices, stomach ulcers, duodenal ulcers, peptic ulcers, acute gastritis, diverticulitis, and diverticulosis. **Diverticulosis:** The presence of pouchlike herniations through the muscular layer of the colon. **Diverticulitis:** Inflammation of one or more of these pouchlike herniations. **Duodenum:** The first part of the small intestine. It is located below the stomach. **Hyperlipidemia:** Elevated levels of lipids in the blood stream including cholesterol. **Diabetes mellitus:** A group of disorders in which the body is unable to competently process blood sugars leading to hyperglycemia. This can lead to a host of ailments including poor circulation, kidney disorders and blindness. **Hyperglycemia:** A condition in which an excessive amount of glucose circulates in the blood plasma. **Anemia:** A decrease in hemoglobin (a compound in the blood that carries oxygen to the cells from the lungs and carbon dioxide away from the cells to the lungs) in the blood to levels below normal.

	2004			2005			2006			2007			2008		
Gender	Cases	Avg LOS	Avg Bill	Cases	Avg LOS	Avg Bill	Cases	Avg LOS	Avg Bill	Cases	Avg LOS	Avg Bill	Cases	Avg LOS	Avg Bill
Male	2,030	3.91	\$24,343	1,943	3.79	\$26,137	2,050	3.80	\$27,774	1,870	3.83	\$31,850	1,923	3.85	\$33,288
Female	1,688	4.22	\$24,861	1,693	4.12	\$26,821	1,605	3.97	\$27,288	1,612	3.96	\$29,823	1,653	4.03	\$33,085
Age Group	Cases	Avg LOS	Avg Bill	Cases	Avg LOS	Avg Bill	Cases	Avg LOS	Avg Bill	Cases	Avg LOS	Avg Bill	Cases	Avg LOS	Avg Bill
Ages 0-17	56	2.45	\$13,539	39	3.59	\$35,525	28	3.14	\$18,625	47	2.91	\$21,871	34	4.09	\$14,902
Ages 18-35	177	2.68	\$16,604	198	2.79	\$19,295	192	2.88	\$21,974	178	2.81	\$23,854	191	2.70	\$23,814
Ages 36-49	437	3.96	\$23,629	508	3.34	\$22,581	437	3.29	\$24,496	416	3.59	\$30,373	442	3.15	\$28,095
Ages 50-64	888	3.92	\$24,697	853	3.91	\$26,316	897	3.87	\$28,416	834	3.82	\$32,638	960	4.07	\$36,741
Ages 65+	2,160	4.28	\$25,661	2,038	4.23	\$28,001	2,101	4.10	\$28,463	2,007	4.10	\$31,143	1,949	4.17	\$33,841
TOTAL	3,718	4.05	\$24,578	3,636	3.94	\$26,455	3,655	3.88	\$27,561	3,482	3.89	\$30,911	3,576	3.94	\$33,194

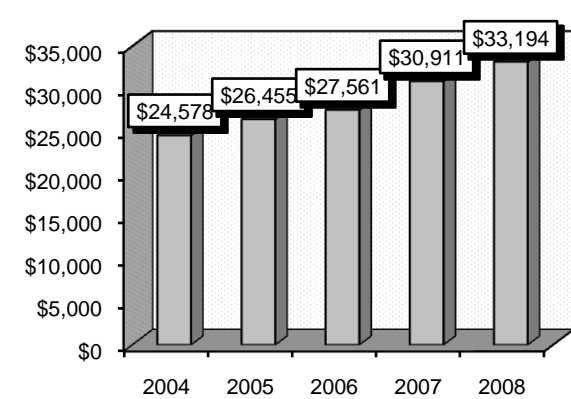
Patient Discharges



Average Length of Stay



Average Billed Charges



County / Hospital	2004			2005			2006			2007			2008		
	Cases	Avg LOS	Avg Bill	Cases	Avg LOS	Avg Bill	Cases	Avg LOS	Avg Bill	Cases	Avg LOS	Avg Bill	Cases	Avg LOS	Avg Bill
CLARK															
Centennial Hills	0	0.00	\$0	0	0.00	\$0	0	0.00	\$0	0	0.00	\$0	135	4.20	\$36,452
Desert Springs	356	4.18	\$24,366	328	3.98	\$27,491	268	4.02	\$28,338	256	4.13	\$32,063	248	3.94	\$32,701
Mountain View	309	3.67	\$23,824	296	4.18	\$29,287	346	3.84	\$30,531	265	3.88	\$32,989	273	4.11	\$40,582
North Vista	149	4.56	\$38,963	112	4.36	\$37,322	130	4.30	\$34,320	107	4.11	\$40,024	114	4.33	\$46,790
St. Rose-Rose de Lima	194	4.09	\$25,414	191	3.87	\$26,367	154	4.05	\$30,542	130	3.81	\$33,333	135	4.53	\$36,814
St. Rose-San Martin	0	0.00	\$0	0	0.00	\$0	6	3.67	\$30,701	86	3.08	\$27,580	103	3.90	\$29,808
St. Rose-Siena	312	4.00	\$23,786	253	3.69	\$25,532	278	3.49	\$27,301	219	3.53	\$31,252	225	4.78	\$33,658
Southern Hills	87	4.00	\$19,725	92	4.32	\$25,585	90	3.78	\$25,103	97	4.24	\$30,737	60	4.27	\$37,282
Spring Valley	131	3.82	\$23,384	192	3.70	\$27,370	217	3.11	\$22,718	184	3.81	\$28,852	212	3.57	\$31,268
Summerlin	205	4.15	\$30,200	203	3.88	\$29,408	219	3.86	\$27,737	240	3.91	\$32,672	235	3.57	\$34,551
Sunrise	458	4.19	\$27,344	448	4.08	\$29,610	442	4.33	\$33,821	377	4.56	\$40,685	346	4.10	\$40,035
UMC	344	4.23	\$23,174	323	4.69	\$29,011	285	4.39	\$29,983	286	4.01	\$35,834	270	3.76	\$39,515
Valley	268	5.22	\$31,298	313	4.79	\$32,887	267	4.57	\$35,217	302	4.27	\$34,620	273	4.05	\$35,035
TOTAL	2,813	4.20	\$26,323	2,751	4.16	\$29,033	2,702	4.01	\$30,073	2,549	4.03	\$34,114	2,629	4.05	\$36,564
WASHOE															
Carson Tahoe	187	3.22	\$18,105	162	3.02	\$20,271	201	2.89	\$21,150	181	2.55	\$20,398	185	3.34	\$25,484
Northern Nevada	72	3.39	\$18,119	67	2.81	\$18,070	67	3.25	\$20,374	79	3.65	\$25,313	68	3.18	\$24,432
Renown Regional	321	3.93	\$22,851	273	3.76	\$21,612	290	4.07	\$23,549	244	4.07	\$25,823	275	4.26	\$27,498
Renown S. Meadows	21	3.52	\$19,088	63	2.86	\$14,892	58	3.36	\$18,336	55	3.44	\$19,594	54	3.44	\$21,288
Saint Mary's	140	4.17	\$22,207	156	3.65	\$20,746	171	3.61	\$22,293	179	3.93	\$27,715	164	3.68	\$26,347
Sierra Surgery	0	0.00	\$0	0	0.00	\$0	0	0.00	\$0	0	0.00	\$0	0	0.00	\$0
TOTAL	741	3.73	\$20,965	721	3.40	\$20,207	787	3.55	\$22,009	738	3.57	\$24,433	746	3.75	\$26,017
RURAL															
Battle Mountain	0	0.00	\$0	1	2.00	\$5,558	0	0.00	\$0	1	1.00	\$2,968	1	2.00	\$1,518
Boulder City	32	3.66	\$9,509	18	3.00	\$7,990	27	4.30	\$10,174	34	3.71	\$10,103	18	3.56	\$8,209
Carson Valley	0	0.00	\$0	1	1.00	\$6,821	7	3.00	\$14,600	6	2.83	\$14,601	16	2.25	\$17,154
Churchill	39	3.69	\$18,107	43	3.14	\$13,079	34	3.09	\$14,741	35	3.26	\$14,326	31	3.68	\$18,111
Desert View	0	0.00	\$0	0	0.00	\$0	0	0.00	\$0	0	0.00	\$0	31	2.68	\$13,255
Grover C. Dils	1	2.00	\$5,249	3	2.33	\$3,387	4	4.75	\$7,820	4	2.75	\$5,947	3	2.00	\$5,877
Humboldt	14	2.93	\$6,023	16	2.50	\$6,653	17	2.88	\$8,670	22	3.91	\$12,062	4	2.50	\$8,312
Incline Village	1	4.00	\$9,792	0	0.00	\$0	0	0.00	\$0	0	0.00	\$0	0	0.00	\$0
Mesa View	0	0.00	\$0	15	1.73	\$10,343	16	2.88	\$21,068	15	2.80	\$14,963	13	2.62	\$17,491
Mount Grant	3	3.33	\$7,580	7	1.43	\$5,628	6	2.17	\$6,354	7	2.71	\$6,430	18	4.06	\$10,044
Northeastern	41	2.29	\$10,877	41	3.10	\$14,051	27	3.89	\$16,498	39	3.56	\$18,171	40	2.65	\$20,512
Nye	8	1.50	\$7,550	1	1.00	\$7,067	6	2.33	\$11,524	9	1.56	\$12,606	3	1.67	\$15,358
Pershing	3	1.67	\$3,443	0	0.00	\$0	2	1.50	\$3,362	2	4.00	\$10,003	0	0.00	\$0
South Lyon	8	2.25	\$3,888	8	1.13	\$2,340	8	2.63	\$4,230	8	2.25	\$4,342	3	1.33	\$3,713
William Bee Ririe	14	2.64	\$8,558	10	3.30	\$12,000	12	3.33	\$14,051	13	4.15	\$21,201	20	5.05	\$21,615
TOTAL	164	2.95	\$10,977	164	2.71	\$10,681	166	3.33	\$12,986	195	3.33	\$13,572	201	3.17	\$15,747
ALL COUNTIES	3,718	4.05	\$24,578	3,636	3.94	\$26,455	3,655	3.88	\$27,561	3,482	3.89	\$30,911	3,576	3.94	\$33,194

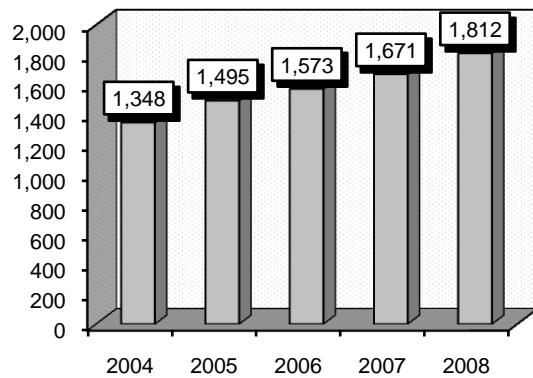
GASTROINTESTINAL OBSTRUCTION

Associated Diagnoses: Diagnoses that frequently accompanied gastrointestinal obstruction were: 1) Hypertension (4019), 2) Dehydration (27651), 3) P analysis of intestine or colon without mention of hernia (5601), 4) Hypopotassemia (2768), 5) Diabetes Mellitus (25000), 6) Tobacco use disorder (3 051), 7) Intestinal or peritoneal adhesions with obstruction (postoperative) (postinfection).

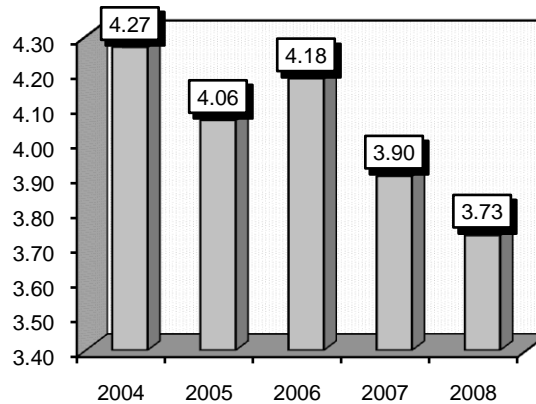
Definitions:
Hypertension: Elevated blood pressure persistently exceeding 140/90. Essential hypertension, the most common kind, has no single identifiable cause.
Dehydration: This can be caused by a lack of fluid intake, excessive urination possibly due to diuretics, diarrhea or vomiting.
Hernia: Abnormal bulging or extrusion of an organ through tissue or muscle which contains it.
Hypopotassemia: A deficiency of potassium in the blood.
Gastroenteritis: Inflammation of the stomach and intestines accompanying numerous gastrointestinal disorders. It can be caused by parasites, unclean water, food poisoning or allergens and stress.
Diverticulitis: inflammation of one or more pouchlike herniations through the muscular layer of the colon.
Diabetes Mellitus: High blood sugar resulting from low levels of insulin or insulin resistance.
Peritoneal: Having to do with the parietal peritoneum (the tissue that lines the abdominal wall and pelvic cavity) and visceral peritoneum (the tissue that covers most of the organs in the abdomen, including the intestines).

	2004			2005			2006			2007			2008		
Gender	Cases	Avg LOS	Avg Bill	Cases	Avg LOS	Avg Bill	Cases	Avg LOS	Avg Bill	Cases	Avg LOS	Avg Bill	Cases	Avg LOS	Avg Bill
Male	613	4.09	\$22,328	656	3.68	\$20,475	660	3.99	\$23,448	737	3.65	\$25,227	832	3.70	\$26,297
Female	735	4.42	\$23,156	839	4.36	\$23,776	913	4.31	\$25,279	934	4.09	\$27,771	980	3.76	\$26,352
Age Group	Cases	Avg LOS	Avg Bill	Cases	Avg LOS	Avg Bill	Cases	Avg LOS	Avg Bill	Cases	Avg LOS	Avg Bill	Cases	Avg LOS	Avg Bill
Ages 0-17	32	2.28	\$6,854	67	3.04	\$13,672	62	4.19	\$17,874	70	3.20	\$16,619	71	2.72	\$13,926
Ages 18-35	104	3.98	\$19,804	88	3.48	\$17,787	98	3.61	\$18,990	133	3.52	\$22,448	142	2.98	\$20,665
Ages 36-49	192	3.95	\$20,624	250	3.62	\$20,300	239	3.73	\$22,696	284	3.45	\$24,013	277	3.26	\$23,382
Ages 50-64	343	3.98	\$20,982	358	3.91	\$20,474	396	3.82	\$23,252	461	4.17	\$29,195	508	3.45	\$23,938
Ages 65+	677	4.65	\$25,512	732	4.46	\$25,265	778	4.56	\$26,933	723	4.04	\$27,804	814	4.29	\$30,889
TOTAL	1,348	4.27	\$22,780	1,495	4.06	\$22,328	1,573	4.18	\$24,511	1,671	3.90	\$26,649	1,812	3.73	\$26,327

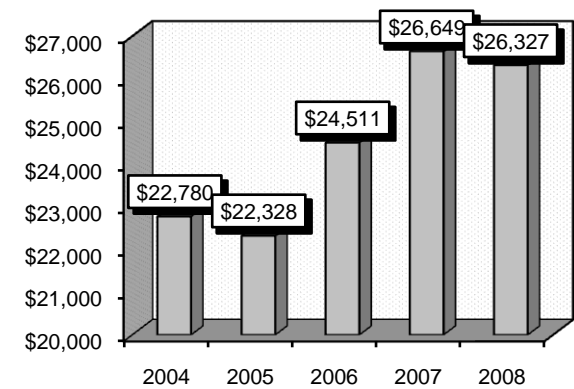
Patient Discharges



Average Length of Stay



Average Billed Charges



County / Hospital	2004			2005			2006			2007			2008		
	Cases	Avg LOS	Avg Bill	Cases	Avg LOS	Avg Bill	Cases	Avg LOS	Avg Bill	Cases	Avg LOS	Avg Bill	Cases	Avg LOS	Avg Bill
CLARK															
Centennial Hills	0	0.00	\$0	0	0.00	\$0	0	0.00	\$0	0	0.00	\$0	60	2.88	\$22,907
Desert Springs	108	3.61	\$19,258	113	4.53	\$29,571	85	4.47	\$29,397	84	3.39	\$22,868	94	4.04	\$32,264
Mountain View	117	4.29	\$23,006	141	4.60	\$25,922	163	4.47	\$27,807	159	3.53	\$27,955	164	4.16	\$31,613
North Vista	47	5.77	\$37,010	40	4.17	\$26,579	31	4.42	\$27,603	44	4.32	\$33,231	43	4.44	\$36,964
St. Rose-Rose de Lima	68	3.91	\$21,268	51	4.61	\$31,397	57	4.23	\$27,632	72	3.76	\$27,724	83	3.65	\$27,772
St. Rose-San Martin	0	0.00	\$0	0	0.00	\$0	9	4.56	\$31,561	46	3.37	\$26,836	97	3.09	\$22,697
St. Rose-Siena	96	4.56	\$24,223	106	4.00	\$24,019	131	4.73	\$32,158	126	3.92	\$27,919	120	4.87	\$30,960
Southern Hills	36	4.22	\$16,441	61	4.16	\$20,361	53	4.26	\$26,109	39	5.79	\$37,347	49	4.47	\$30,007
Spring Valley	58	3.55	\$22,213	82	3.54	\$21,244	90	3.09	\$23,293	97	3.56	\$27,926	96	3.45	\$26,105
Summerlin	96	4.71	\$34,891	101	4.50	\$31,752	128	4.30	\$30,828	152	4.42	\$35,919	124	3.67	\$30,420
Sunrise	177	4.64	\$25,465	188	4.20	\$23,609	165	4.31	\$28,041	160	4.03	\$28,218	170	3.76	\$29,136
UMC	102	5.69	\$27,941	106	4.97	\$24,389	108	5.65	\$27,815	152	4.78	\$33,463	121	3.36	\$29,716
Valley	80	5.06	\$32,692	67	4.61	\$25,584	103	4.73	\$28,758	115	4.03	\$33,300	115	4.04	\$32,533
TOTAL	985	4.55	\$25,873	1,056	4.37	\$25,697	1,123	4.46	\$28,475	1,246	4.04	\$30,202	1,336	3.84	\$29,522
WASHOE															
Carson Tahoe	67	2.60	\$11,945	78	2.19	\$10,712	87	2.07	\$12,500	67	2.76	\$17,703	75	3.04	\$18,075
Northern Nevada	21	3.05	\$15,411	43	3.81	\$17,503	34	3.53	\$17,932	30	3.37	\$18,888	30	3.60	\$22,579
Renown Regional	106	4.27	\$19,066	132	3.61	\$16,537	93	4.38	\$17,158	114	4.04	\$17,911	132	4.39	\$21,318
Renown S. Meadows	16	3.44	\$16,184	14	3.43	\$15,286	41	3.34	\$15,585	39	3.38	\$16,284	36	2.92	\$17,470
Saint Mary's	67	4.09	\$16,508	67	4.34	\$17,881	80	3.86	\$16,917	85	4.20	\$18,840	99	3.64	\$17,139
Sierra Surgery	0	0.00	\$0	0	0.00	\$0	0	0.00	\$0	0	0.00	\$0	0	0.00	\$0
TOTAL	277	3.68	\$16,281	334	3.44	\$15,518	335	3.44	\$15,777	335	3.69	\$18,003	372	3.71	\$19,281
RURAL															
Battle Mountain	0	0.00	\$0	0	0.00	\$0	0	0.00	\$0	1	2.00	\$1,667	0	0.00	\$0
Boulder City	14	3.50	\$9,526	13	4.31	\$10,757	27	5.93	\$13,791	12	3.17	\$6,727	15	2.60	\$7,413
Carson Valley	0	0.00	\$0	2	1.50	\$6,062	1	4.00	\$16,683	2	5.50	\$21,847	10	2.10	\$14,693
Churchill	9	4.11	\$13,110	20	3.45	\$12,853	18	3.39	\$12,588	12	3.00	\$11,477	10	2.90	\$14,492
Desert View	0	0.00	\$0	0	0.00	\$0	0	0.00	\$0	0	0.00	\$0	10	2.50	\$7,634
Grover C. Dils	2	2.00	\$3,252	2	3.50	\$4,081	7	3.00	\$6,978	6	3.17	\$6,798	9	2.33	\$6,812
Humboldt	1	2.00	\$2,703	5	1.80	\$6,277	1	3.00	\$2,744	4	2.00	\$15,408	4	3.75	\$15,552
Incline Village	0	0.00	\$0	0	0.00	\$0	0	0.00	\$0	0	0.00	\$0	0	0.00	\$0
Mesa View	0	0.00	\$0	18	3.17	\$12,753	20	2.70	\$13,584	12	2.58	\$12,268	15	1.73	\$7,126
Mount Grant	5	2.20	\$5,209	5	2.80	\$7,950	2	1.00	\$2,609	3	4.67	\$12,573	4	4.50	\$9,130
Northeastern	33	3.27	\$10,493	18	2.50	\$10,457	13	2.85	\$12,947	14	2.21	\$10,896	12	2.58	\$16,901
Nye	3	1.33	\$4,842	7	1.71	\$7,727	6	2.00	\$7,657	7	1.29	\$7,998	4	1.75	\$13,599
Pershing	5	1.80	\$5,239	0	0.00	\$0	1	1.00	\$4,775	2	2.00	\$10,570	1	2.00	\$9,119
South Lyon	12	2.50	\$2,689	8	2.63	\$3,892	13	2.38	\$5,298	6	4.33	\$6,321	2	1.50	\$4,697
William Bee Ririe	2	1.00	\$3,159	7	3.14	\$10,018	6	3.17	\$10,080	9	1.56	\$5,384	8	1.75	\$8,497
TOTAL	86	2.98	\$8,281	105	3.00	\$10,109	115	3.52	\$11,239	90	2.70	\$9,636	104	2.41	\$10,481
ALL COUNTIES	1,348	4.27	\$22,780	1,495	4.06	\$22,328	1,573	4.18	\$24,511	1,671	3.90	\$26,649	1,812	3.73	\$26,327

CIRRHOSIS & ALCOHOLIC HEPATITIS

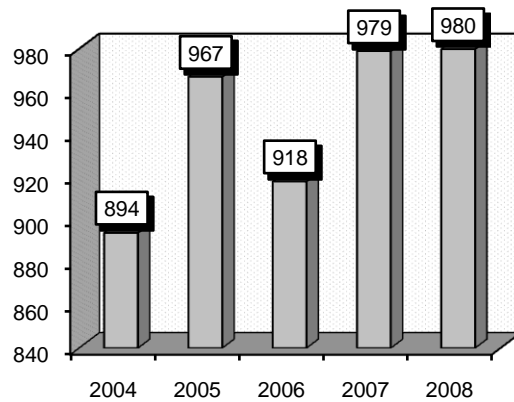
Associated Diagnoses: Diagnoses that frequently accompanied cirrhosis and alcoholic hepatitis were: 1) Ascites (7895), 2) Portal hypertension (5723), 3) Tobacco use disorder (3051), 4) Esophageal varices in diseases classified elsewhere (45620), 5) Hypertension (4019).

Definitions: **Cirrhosis:** A chronic liver disease that causes scarring of the liver and liver dysfunction. This often has many complications, including accumulation of fluid in the abdomen (ascites), bleeding disorders (coagulopathy) increased pressure in the blood vessels (portal hypertension) and confusion or a change in the level of consciousness (hepatic encephalopathy). Common causes include hepatitis C and alcohol use. **Hepatitis:** Inflammation of the liver, characterized by anorexia, abdominal and gastric discomfort and abnormal liver function. **Portal hypertension:** An increased venous pressure in the portal circulation caused by compression or occlusion in the portal or hepatic vascular system. **Hepatitis C:** A type of hepatitis most commonly transmitted by blood transfusion or, used needle puncture. **Ascites:** Fluid in peritoneal (abdominal) cavity. **Varices:** Stretched veins such as those that form in the esophagus from cirrhosis. **Hypertension:** Elevated blood pressure persistently exceeding 140/90. Essential hypertension, the most common kind, has no single identifiable cause.

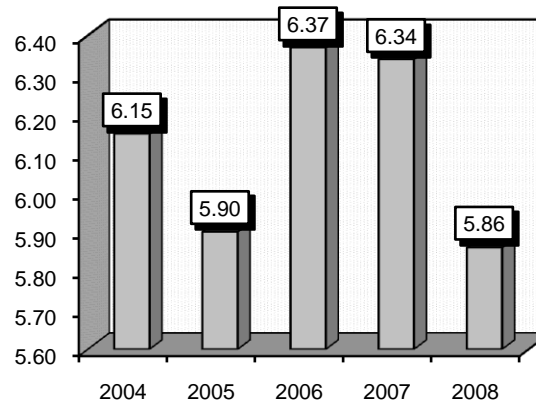
Comments: The liver is the largest internal organ in the human body. The liver helps the body digest fats, stores reserves of nutrients, filters poisons and wastes from the blood, synthesizes proteins, and regulates the levels of many chemicals found in the bloodstream.

Gender	2004			2005			2006			2007			2008		
	Cases	Avg LOS	Avg Bill	Cases	Avg LOS	Avg Bill	Cases	Avg LOS	Avg Bill	Cases	Avg LOS	Avg Bill	Cases	Avg LOS	Avg Bill
Male	614	5.84	\$33,991	641	5.75	\$35,353	597	6.45	\$43,308	639	6.21	\$47,029	692	5.73	\$45,018
Female	280	6.82	\$34,535	326	6.18	\$34,339	321	6.23	\$40,347	340	6.60	\$47,034	288	6.17	\$50,275
Age Group	Cases	Avg LOS	Avg Bill	Cases	Avg LOS	Avg Bill	Cases	Avg LOS	Avg Bill	Cases	Avg LOS	Avg Bill	Cases	Avg LOS	Avg Bill
Ages 0-17	1	3.00	\$33,390	1	2.00	\$28,294	1	3.00	\$33,948	2	2.50	\$730	0	0.00	\$0
Ages 18-35	47	5.77	\$32,051	30	5.17	\$32,500	29	4.38	\$29,119	52	4.90	\$35,607	51	5.14	\$42,170
Ages 36-49	328	5.88	\$32,386	355	5.82	\$33,545	282	7.22	\$46,996	306	6.14	\$44,262	291	5.47	\$45,690
Ages 50-64	350	6.57	\$36,570	431	6.19	\$37,125	439	6.25	\$41,754	463	6.68	\$50,321	502	5.93	\$45,093
Ages 65+	168	5.92	\$33,205	150	5.41	\$32,955	167	5.64	\$37,993	156	6.25	\$47,096	136	6.66	\$55,501
TOTAL	894	6.15	\$34,161	967	5.90	\$35,011	918	6.37	\$42,273	979	6.34	\$47,030	980	5.86	\$46,563

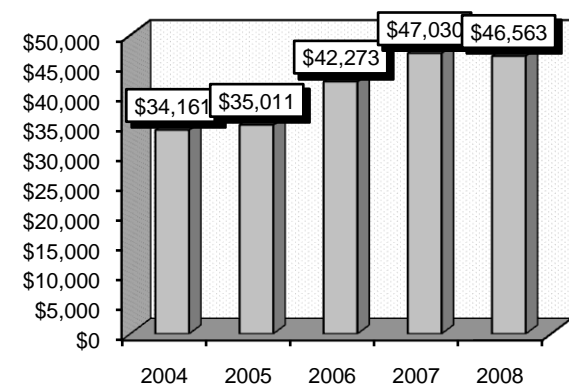
Patient Discharges



Average Length of Stay



Average Billed Charges



County / Hospital	2004			2005			2006			2007			2008		
	Cases	Avg LOS	Avg Bill	Cases	Avg LOS	Avg Bill	Cases	Avg LOS	Avg Bill	Cases	Avg LOS	Avg Bill	Cases	Avg LOS	Avg Bill
CLARK															
Centennial Hills	0	0.00	\$0	0	0.00	\$0	0	0.00	\$0	0	0.00	\$0	14	3.86	\$33,638
Desert Springs	49	6.12	\$38,407	57	5.53	\$32,667	62	8.66	\$66,035	84	5.83	\$42,943	78	5.27	\$51,182
Mountain View	55	5.91	\$36,844	57	5.95	\$37,918	63	6.68	\$53,151	69	6.71	\$55,387	62	5.69	\$48,212
North Vista	40	5.20	\$40,539	37	5.95	\$46,058	37	10.86	\$78,281	45	10.40	\$73,561	42	5.81	\$48,248
St. Rose-Rose de Lima	50	6.58	\$45,340	53	6.26	\$36,110	62	4.50	\$33,492	54	5.37	\$45,414	47	6.53	\$53,006
St. Rose-San Martin	0	0.00	\$0	0	0.00	\$0	3	2.67	\$32,748	10	5.30	\$40,711	26	6.08	\$51,092
St. Rose-Siena	48	8.40	\$42,564	49	6.06	\$44,551	54	4.94	\$40,796	59	5.46	\$46,614	36	6.06	\$37,298
Southern Hills	28	6.50	\$35,346	21	8.19	\$38,681	26	6.15	\$44,809	18	9.17	\$82,124	19	6.42	\$57,443
Spring Valley	30	5.43	\$31,368	45	4.87	\$29,174	37	7.41	\$52,894	57	7.51	\$58,188	42	8.76	\$74,247
Summerlin	19	4.89	\$32,418	38	6.45	\$41,023	36	5.31	\$36,734	24	4.04	\$35,036	24	5.33	\$48,326
Sunrise	97	5.65	\$32,631	109	6.21	\$39,682	76	6.33	\$45,420	90	7.12	\$56,724	100	7.68	\$68,352
UMC	190	6.85	\$30,797	177	6.52	\$36,027	139	6.18	\$36,676	177	6.44	\$44,351	192	4.73	\$41,565
Valley	49	6.43	\$37,597	60	4.40	\$27,807	66	5.91	\$45,745	65	5.60	\$52,226	70	5.59	\$49,193
TOTAL	655	6.36	\$35,490	703	6.02	\$36,812	661	6.46	\$46,491	752	6.54	\$50,977	752	5.89	\$50,891
WASHOE															
Carson Tahoe	33	5.18	\$24,957	30	5.27	\$27,093	32	4.66	\$24,102	29	4.03	\$36,534	45	4.24	\$25,227
Northern Nevada	20	3.10	\$16,725	16	4.25	\$24,255	22	5.14	\$29,836	37	4.84	\$29,844	17	6.59	\$42,396
Renown Regional	115	5.76	\$33,568	138	5.45	\$32,789	110	6.85	\$34,946	96	5.52	\$32,268	78	6.99	\$38,237
Renown S. Meadows	5	3.80	\$21,449	9	5.33	\$29,890	12	5.75	\$35,873	12	8.00	\$40,868	12	7.33	\$34,094
Saint Mary's	41	8.00	\$46,767	43	6.93	\$33,755	54	6.98	\$36,444	39	7.18	\$41,711	53	5.42	\$33,187
Sierra Surgery	0	0.00	\$0	0	0.00	\$0	0	0.00	\$0	0	0.00	\$0	0	0.00	\$0
TOTAL	214	5.80	\$32,912	236	5.61	\$31,552	230	6.35	\$33,348	213	5.64	\$34,641	205	5.97	\$34,178
RURAL															
Battle Mountain	0	0.00	\$0	0	0.00	\$0	0	0.00	\$0	0	0.00	\$0	0	0.00	\$0
Boulder City	3	1.67	\$5,392	2	10.50	\$20,484	4	7.50	\$13,043	1	1.00	\$3,747	3	3.00	\$7,062
Carson Valley	0	0.00	\$0	0	0.00	\$0	0	0.00	\$0	0	0.00	\$0	4	4.00	\$20,707
Churchill	4	6.00	\$16,810	9	6.22	\$30,378	4	5.25	\$22,366	2	2.50	\$7,113	4	3.00	\$18,968
Desert View	0	0.00	\$0	0	0.00	\$0	0	0.00	\$0	0	0.00	\$0	1	3.00	\$7,701
Grover C. Dils	3	2.67	\$4,649	0	0.00	\$0	0	0.00	\$0	0	0.00	\$0	1	3.00	\$6,272
Humboldt	2	6.50	\$9,581	1	1.00	\$4,510	0	0.00	\$0	1	5.00	\$12,244	1	7.00	\$10,114
Incline Village	0	0.00	\$0	0	0.00	\$0	0	0.00	\$0	0	0.00	\$0	0	0.00	\$0
Mesa View	0	0.00	\$0	4	3.75	\$13,050	4	2.50	\$15,707	1	2.00	\$10,620	1	5.00	\$29,428
Mount Grant	0	0.00	\$0	2	8.00	\$14,902	1	2.00	\$8,224	1	15.00	\$35,614	0	0.00	\$0
Northeastern	9	3.22	\$12,119	3	4.67	\$19,859	10	4.60	\$16,380	3	13.67	\$66,004	4	4.75	\$23,170
Nye	3	2.33	\$8,215	2	1.00	\$5,902	3	3.00	\$7,529	4	1.75	\$5,647	0	0.00	\$0
Pershing	0	0.00	\$0	1	3.00	\$11,000	0	0.00	\$0	0	0.00	\$0	0	0.00	\$0
South Lyon	0	0.00	\$0	0	0.00	\$0	0	0.00	\$0	0	0.00	\$0	2	1.00	\$3,866
William Bee Ririe	1	1.00	\$1,205	4	4.00	\$11,870	1	2.00	\$6,684	1	9.00	\$32,593	2	5.50	\$10,699
TOTAL	25	3.48	\$10,058	28	5.14	\$18,955	27	4.44	\$15,028	14	6.07	\$23,546	23	3.78	\$15,444
ALL COUNTIES	894	6.15	\$34,161	967	5.90	\$35,011	918	6.37	\$42,273	979	6.34	\$47,030	980	5.86	\$46,563

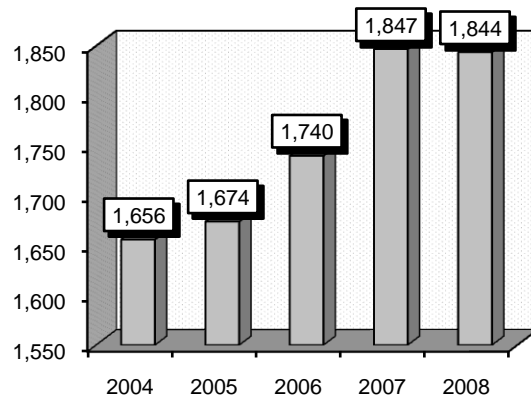
HIP & FEMUR PROCEDURES EXCEPT MAJOR JOINT

Associated Procedures: Procedures that frequently accompanied hip and femur procedures were: 1) Open reduction reduction of fracture with internal fixation of femur (7935), 2) Closed reduction of fracture with internal fixation of femur (7915), 3) Transfusion of packed cells (9904), 4) Internal fixation of bone without fracture reduction (7855), 5) Removal of implanted devices from bone, femur (7865), 6) Bone graft, femur (7805), 7) Arthrotomy, hip (8015).

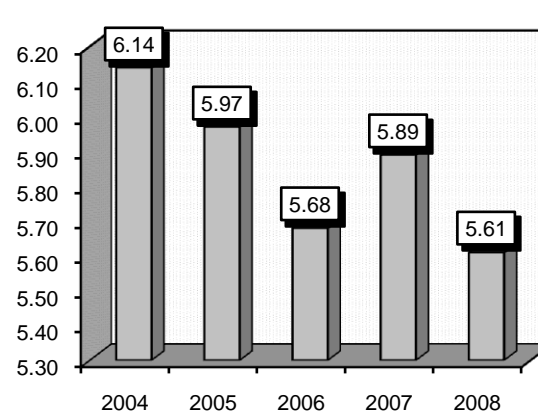
Definitions: **Open reduction:** A surgical procedure for reducing a fracture or dislocation. **Closed reduction:** The manual correction of a fracture without an incision. **Internal fixation:** A method of holding together the fragments of a fractured bone. After open reduction of the fracture, pins, wires, screws, plates or nails may be used to stabilize the fragments. **Bone graft:** The transplantation of a piece of bone from one part of the body to another to repair a skeletal defect. **Osteoclasis:** The intentional surgical fracture of a bone to correct a deformity. **Femur:** The thigh bone that extends from the pelvis to the knee. It is the longest and strongest bone in the body. **Closed reduction:** The manual corrections of fractures without incisions. **Transfusion:** A transfer of body fluids or tissues from one person to another. **Arthrotomy:** The surgical incision into a joint.

	2004			2005			2006			2007			2008		
Gender	Cases	Avg LOS	Avg Bill	Cases	Avg LOS	Avg Bill	Cases	Avg LOS	Avg Bill	Cases	Avg LOS	Avg Bill	Cases	Avg LOS	Avg Bill
Male	671	6.51	\$49,666	685	5.72	\$49,973	686	5.53	\$52,691	718	5.96	\$62,098	695	5.43	\$61,940
Female	985	5.89	\$45,546	989	6.15	\$48,832	1,054	5.78	\$51,679	1,129	5.84	\$57,466	1,149	5.71	\$61,756
Age Group	Cases	Avg LOS	Avg Bill	Cases	Avg LOS	Avg Bill	Cases	Avg LOS	Avg Bill	Cases	Avg LOS	Avg Bill	Cases	Avg LOS	Avg Bill
Ages 0-17	137	3.88	\$33,043	116	3.52	\$34,812	145	3.43	\$38,228	146	3.75	\$48,381	117	2.66	\$37,288
Ages 18-35	113	4.92	\$52,518	130	4.48	\$52,042	124	4.23	\$52,914	114	4.91	\$65,053	111	5.00	\$66,703
Ages 36-49	97	5.82	\$51,460	113	5.76	\$53,165	106	5.67	\$55,630	123	7.83	\$79,015	109	5.11	\$61,737
Ages 50-64	203	7.59	\$54,702	231	7.11	\$54,296	236	6.36	\$55,439	263	7.13	\$63,035	287	6.89	\$67,788
Ages 65+	1,106	6.31	\$46,683	1,084	6.19	\$49,052	1,129	5.99	\$52,729	1,201	5.77	\$57,193	1,220	5.68	\$62,340
TOTAL	1,656	6.14	\$47,216	1,674	5.97	\$49,299	1,740	5.68	\$52,078	1,847	5.89	\$59,267	1,844	5.61	\$61,826

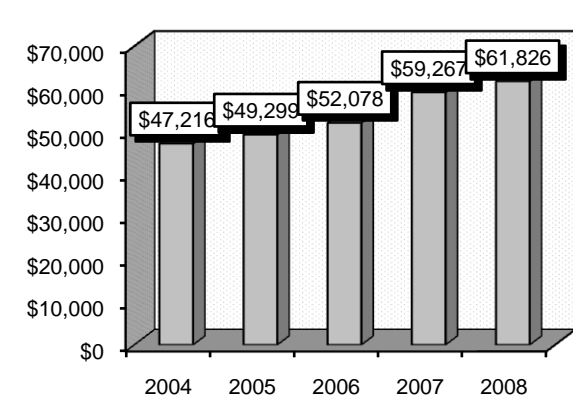
Patient Discharges



Average Length of Stay



Average Billed Charges



County / Hospital	2004			2005			2006			2007			2008		
	Cases	Avg LOS	Avg Bill	Cases	Avg LOS	Avg Bill	Cases	Avg LOS	Avg Bill	Cases	Avg LOS	Avg Bill	Cases	Avg LOS	Avg Bill
CLARK															
Centennial Hills	0	0.00	\$0	0	0.00	\$0	0	0.00	\$0	0	0.00	\$0	72	5.15	\$59,574
Desert Springs	0	0.00	\$0	4	3.75	\$30,858	70	5.76	\$50,968	79	5.95	\$68,037	90	6.40	\$76,755
Mountain View	104	6.47	\$48,137	88	6.90	\$56,199	123	5.54	\$49,572	102	5.79	\$50,697	86	6.37	\$62,583
North Vista	9	8.78	\$67,430	16	8.63	\$81,733	31	6.65	\$64,106	22	6.82	\$59,750	25	7.16	\$74,416
St. Rose-Rose de Lima	93	5.29	\$43,627	91	5.55	\$47,162	75	5.11	\$55,044	74	5.22	\$63,218	66	5.30	\$63,728
St. Rose-San Martin	0	0.00	\$0	0	0.00	\$0	6	3.67	\$35,123	39	4.95	\$62,927	45	5.76	\$64,160
St. Rose-Siena	105	5.74	\$51,148	111	5.87	\$49,888	111	4.97	\$53,641	132	6.16	\$72,788	132	6.27	\$73,497
Southern Hills	12	7.33	\$45,017	39	8.23	\$53,865	27	5.56	\$44,494	32	6.84	\$54,632	29	4.66	\$43,830
Spring Valley	69	7.39	\$59,380	77	6.56	\$54,305	102	6.13	\$52,967	91	6.31	\$64,393	127	5.61	\$68,912
Summerlin	118	6.16	\$51,187	119	5.87	\$53,378	125	5.98	\$61,691	137	5.20	\$65,781	105	4.21	\$61,507
Sunrise	271	6.18	\$46,760	298	5.94	\$50,923	276	5.89	\$57,197	268	6.39	\$67,323	210	6.55	\$66,738
UMC	189	6.69	\$50,996	176	6.24	\$51,824	168	5.82	\$57,886	191	5.79	\$70,057	164	4.78	\$84,941
Valley	125	6.46	\$47,563	91	7.09	\$55,160	111	6.85	\$59,182	124	6.17	\$60,701	112	6.80	\$77,732
TOTAL	1,095	6.32	\$49,291	1,110	6.26	\$52,393	1,225	5.82	\$55,789	1,291	5.96	\$65,198	1,263	5.80	\$69,966
WASHOE															
Carson Tahoe	100	4.98	\$35,571	92	4.89	\$39,611	80	4.74	\$46,772	104	4.55	\$47,357	109	4.42	\$46,083
Northern Nevada	63	6.14	\$57,399	62	4.94	\$60,178	41	6.10	\$62,933	32	4.31	\$44,622	44	4.66	\$52,401
Renown Regional	223	6.35	\$48,445	248	6.01	\$45,187	214	6.05	\$44,908	217	7.07	\$49,852	208	5.80	\$43,436
Renown S. Meadows	0	0.00	\$0	0	0.00	\$0	16	3.56	\$28,725	33	5.06	\$33,983	37	6.30	\$36,786
Saint Mary's	113	5.28	\$39,321	112	4.97	\$38,342	115	4.63	\$38,750	127	5.23	\$45,317	115	4.86	\$48,465
Sierra Surgery	0	0.00	\$0	0	0.00	\$0	2	2.00	\$14,806	0	0.00	\$0	1	3.00	\$14,733
TOTAL	499	5.81	\$44,929	514	5.45	\$44,506	468	5.38	\$44,610	513	5.80	\$46,877	514	5.23	\$45,356
RURAL															
Battle Mountain	0	0.00	\$0	0	0.00	\$0	0	0.00	\$0	0	0.00	\$0	0	0.00	\$0
Boulder City	17	5.47	\$23,492	5	5.00	\$26,747	7	5.29	\$22,973	19	4.05	\$21,161	14	5.00	\$21,572
Carson Valley	0	0.00	\$0	0	0.00	\$0	0	0.00	\$0	0	0.00	\$0	5	4.80	\$40,903
Churchill	0	0.00	\$0	1	9.00	\$63,967	0	0.00	\$0	0	0.00	\$0	13	6.92	\$57,169
Desert View	0	0.00	\$0	0	0.00	\$0	0	0.00	\$0	0	0.00	\$0	0	0.00	\$0
Grover C. Dils	0	0.00	\$0	0	0.00	\$0	0	0.00	\$0	0	0.00	\$0	0	0.00	\$0
Humboldt	0	0.00	\$0	0	0.00	\$0	0	0.00	\$0	0	0.00	\$0	0	0.00	\$0
Incline Village	0	0.00	\$0	0	0.00	\$0	0	0.00	\$0	0	0.00	\$0	0	0.00	\$0
Mesa View	0	0.00	\$0	22	4.09	\$27,825	14	3.71	\$25,355	7	3.71	\$23,237	11	3.55	\$23,749
Mount Grant	0	0.00	\$0	0	0.00	\$0	0	0.00	\$0	0	0.00	\$0	0	0.00	\$0
Northeastern	39	5.77	\$32,139	22	5.32	\$31,092	24	5.71	\$34,729	13	5.38	\$38,424	18	3.94	\$31,736
Nye	0	0.00	\$0	0	0.00	\$0	0	0.00	\$0	0	0.00	\$0	0	0.00	\$0
Pershing	0	0.00	\$0	0	0.00	\$0	0	0.00	\$0	0	0.00	\$0	0	0.00	\$0
South Lyon	0	0.00	\$0	0	0.00	\$0	0	0.00	\$0	0	0.00	\$0	0	0.00	\$0
William Bee Ririe	6	5.67	\$23,767	0	0.00	\$0	2	4.50	\$23,976	4	7.00	\$45,680	6	5.17	\$40,707
TOTAL	62	5.68	\$28,958	50	4.82	\$29,878	47	5.00	\$29,728	43	4.67	\$28,999	67	4.85	\$34,723
ALL COUNTIES	1,656	6.14	\$47,216	1,674	5.97	\$49,299	1,740	5.68	\$52,078	1,847	5.89	\$59,267	1,844	5.61	\$61,826

MEDICAL BACK PROBLEMS

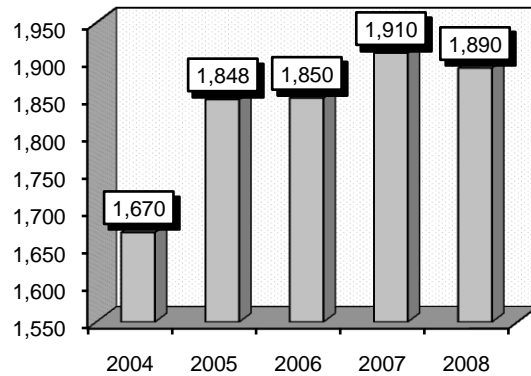
Associated Diagnoses: Diagnoses that frequently accompanied back problems were: 1) Hypertension (4019), 2) Tobacco use disorder (3051), 3) Closed fracture of lumbar vertebral column without mention of spinal cord injury (8054), 4) Lumbago (7242), 5) Closed fracture of the dorsal, thoracic vertebral column without mention of spinal cord injury (8052).

Definitions: **Vertebra:** Any one of the bones of the spinal column. **Intervertebral:** The space between two vertebrae. **Myelopathy:** Disease of the spinal cord. **Stenosis:** An abnormal condition characterized by the constriction or narrowing of an opening or passageway in a body structure. **Lumbago:** Pain in the lumbar, lower, region of the spinal cord caused by muscle strain, rheumatoid arthritis, osteoarthritis, or a herniated intervertebral disk. **Fracture:** a traumatic injury to a bone in which the continuity of the bone tissue is broken. **Dorsal:** The back of something. **Hypertension:** Elevated blood pressure persistently exceeding 140/90. Essential hypertension, the most common kind, has no single identifiable cause.

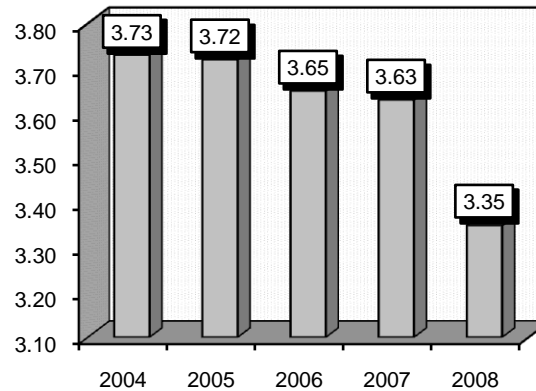
Comments: Diagnoses under this DRG, include but are not limited to, displacement of lumbar intervertebral disc without myelopathy, spinal stenosis, lumbago, closed fracture of dorsal vertebra and closed fracture of lumbar vertebra. It's interesting that persons with this diagnosis, as well as many other medical problems throughout this book, commonly have a diagnosis of tobacco use.

Gender	2004			2005			2006			2007			2008		
	Cases	Avg LOS	Avg Bill	Cases	Avg LOS	Avg Bill	Cases	Avg LOS	Avg Bill	Cases	Avg LOS	Avg Bill	Cases	Avg LOS	Avg Bill
Male	781	3.55	\$18,483	805	3.61	\$21,794	803	3.63	\$23,644	848	3.61	\$27,071	864	3.36	\$27,355
Female	889	3.88	\$18,567	1,043	3.80	\$20,491	1,047	3.66	\$20,780	1,062	3.65	\$24,427	1,026	3.34	\$24,319
Age Group	Cases	Avg LOS	Avg Bill	Cases	Avg LOS	Avg Bill	Cases	Avg LOS	Avg Bill	Cases	Avg LOS	Avg Bill	Cases	Avg LOS	Avg Bill
Ages 0-17	34	2.44	\$19,214	36	2.08	\$17,043	49	2.78	\$21,396	40	3.42	\$26,107	27	2.07	\$21,670
Ages 18-35	252	2.92	\$16,910	278	2.71	\$18,512	222	3.26	\$24,264	265	2.81	\$25,171	252	2.83	\$26,613
Ages 36-49	369	3.30	\$17,224	411	3.48	\$20,547	389	3.18	\$19,919	368	3.42	\$24,150	366	3.05	\$25,091
Ages 50-64	384	3.75	\$17,524	484	4.03	\$22,681	445	3.76	\$22,848	475	3.81	\$26,549	482	3.45	\$26,371
Ages 65+	631	4.35	\$20,511	639	4.16	\$21,492	745	4.00	\$22,002	762	3.92	\$25,834	763	3.65	\$25,426
TOTAL	1,670	3.73	\$18,528	1,848	3.72	\$21,059	1,850	3.65	\$22,023	1,910	3.63	\$25,601	1,890	3.35	\$25,707

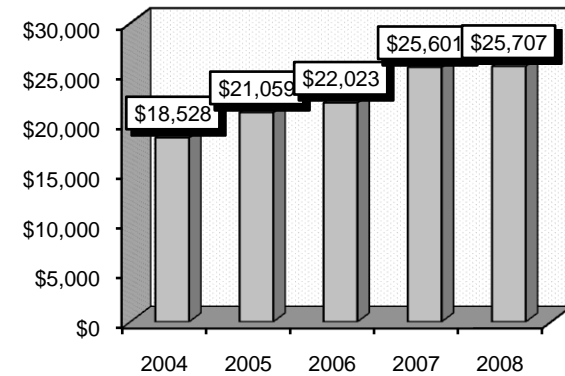
Patient Discharges



Average Length of Stay



Average Billed Charges



County / Hospital	2004			2005			2006			2007			2008		
	Cases	Avg LOS	Avg Bill	Cases	Avg LOS	Avg Bill	Cases	Avg LOS	Avg Bill	Cases	Avg LOS	Avg Bill	Cases	Avg LOS	Avg Bill
CLARK															
Centennial Hills	0	0.00	\$0	0	0.00	\$0	0	0.00	\$0	0	0.00	\$0	62	2.71	\$20,246
Desert Springs	111	3.99	\$18,610	104	3.76	\$18,787	116	3.72	\$20,246	107	4.22	\$26,202	113	3.23	\$25,056
Mountain View	92	3.92	\$19,186	92	3.37	\$18,577	98	3.82	\$24,496	124	3.13	\$22,990	115	3.38	\$24,167
North Vista	36	4.14	\$20,756	16	2.63	\$14,415	23	2.96	\$19,148	16	3.38	\$22,615	14	4.21	\$31,884
St. Rose-Rose de Lima	71	3.72	\$18,440	57	3.96	\$18,187	76	3.36	\$20,184	59	2.73	\$23,580	50	3.32	\$27,462
St. Rose-San Martin	0	0.00	\$0	0	0.00	\$0	2	2.50	\$25,715	59	2.98	\$25,869	75	3.24	\$26,361
St. Rose-Siena	104	3.34	\$20,275	124	3.65	\$22,830	101	3.10	\$20,329	120	3.62	\$26,537	96	3.48	\$28,058
Southern Hills	35	2.94	\$13,474	45	3.38	\$18,229	42	3.38	\$18,805	49	3.29	\$20,878	28	4.00	\$35,875
Spring Valley	47	3.36	\$18,232	68	2.88	\$18,311	83	3.46	\$22,739	74	3.58	\$25,054	88	3.59	\$26,163
Summerlin	73	2.89	\$16,300	120	3.86	\$21,682	107	3.17	\$21,331	75	3.69	\$28,951	82	2.99	\$26,732
Sunrise	279	3.75	\$16,550	303	3.28	\$18,806	295	3.51	\$23,173	345	3.84	\$25,688	358	3.32	\$25,690
UMC	310	3.97	\$22,205	331	4.76	\$30,415	260	4.16	\$31,934	270	3.92	\$38,141	206	3.09	\$31,759
Valley	145	3.54	\$16,598	136	3.33	\$17,269	155	3.30	\$19,959	161	3.14	\$23,102	178	3.43	\$26,662
TOTAL	1,303	3.70	\$18,743	1,396	3.76	\$21,879	1,358	3.57	\$23,579	1,459	3.60	\$27,448	1,465	3.30	\$26,853
WASHOE															
Carson Tahoe	53	3.42	\$12,425	69	3.26	\$12,731	87	3.82	\$17,461	67	2.76	\$14,973	48	3.15	\$15,715
Northern Nevada	21	3.19	\$16,067	28	3.36	\$17,381	20	3.55	\$16,611	28	3.04	\$18,588	17	3.18	\$22,937
Renown Regional	192	3.86	\$22,014	217	3.81	\$24,525	207	3.84	\$21,861	204	4.12	\$25,012	234	3.46	\$25,676
Renown S. Meadows	10	2.50	\$12,381	22	2.86	\$15,281	41	3.44	\$14,579	34	3.50	\$15,954	27	3.89	\$20,821
Saint Mary's	31	5.74	\$22,251	43	3.81	\$15,240	58	4.09	\$15,706	54	4.24	\$18,414	32	4.84	\$25,409
Sierra Surgery	0	0.00	\$0	0	0.00	\$0	1	1.00	\$9,432	0	0.00	\$0	0	0.00	\$0
TOTAL	307	3.89	\$19,662	379	3.62	\$20,260	414	3.81	\$19,069	387	3.77	\$21,093	358	3.56	\$23,820
RURAL															
Battle Mountain	1	2.00	\$2,617	0	0.00	\$0	0	0.00	\$0	1	3.00	\$1,092	4	2.00	\$3,265
Boulder City	12	3.08	\$6,132	14	4.00	\$8,941	20	4.00	\$6,535	17	4.29	\$6,768	8	4.13	\$6,750
Carson Valley	0	0.00	\$0	12	5.33	\$17,228	9	7.33	\$18,228	10	3.30	\$17,848	1	3.00	\$15,442
Churchill	4	7.25	\$22,291	3	3.00	\$9,747	10	3.60	\$15,152	4	6.50	\$24,872	8	3.88	\$13,251
Desert View	0	0.00	\$0	0	0.00	\$0	0	0.00	\$0	0	0.00	\$0	11	2.18	\$8,423
Grover C. Dils	1	4.00	\$3,359	5	1.60	\$3,782	1	3.00	\$2,313	2	3.00	\$3,879	0	0.00	\$0
Humboldt	2	2.00	\$2,856	1	10.00	\$12,975	1	3.00	\$5,978	1	2.00	\$1,430	4	3.75	\$8,654
Incline Village	1	1.00	\$1,915	1	3.00	\$15,616	0	0.00	\$0	0	0.00	\$0	1	1.00	\$8,258
Mesa View	0	0.00	\$0	5	3.80	\$12,057	5	2.00	\$10,095	4	4.25	\$13,457	8	2.25	\$8,976
Mount Grant	3	3.33	\$7,492	0	0.00	\$0	2	5.50	\$9,043	0	0.00	\$0	4	4.25	\$8,195
Northeastern	13	3.23	\$11,924	9	2.56	\$13,647	10	4.10	\$14,090	11	2.45	\$14,532	8	4.63	\$24,054
Nye	3	1.00	\$3,114	0	0.00	\$0	4	4.50	\$8,526	3	3.00	\$7,880	0	0.00	\$0
Pershing	3	5.33	\$9,107	10	2.30	\$5,269	2	4.50	\$11,201	1	1.00	\$3,750	1	6.00	\$11,869
South Lyon	7	3.00	\$2,266	4	2.00	\$2,084	3	2.33	\$2,458	3	2.67	\$2,413	1	9.00	\$10,419
William Bee Ririe	10	3.30	\$7,686	9	2.22	\$4,694	11	4.00	\$9,048	7	2.43	\$5,323	8	2.75	\$9,315
TOTAL	60	3.37	\$8,054	73	3.33	\$9,521	78	4.21	\$10,608	64	3.47	\$10,764	67	3.34	\$10,714
ALL COUNTIES	1,670	3.73	\$18,528	1,848	3.72	\$21,059	1,850	3.65	\$22,023	1,910	3.63	\$25,601	1,890	3.35	\$25,707

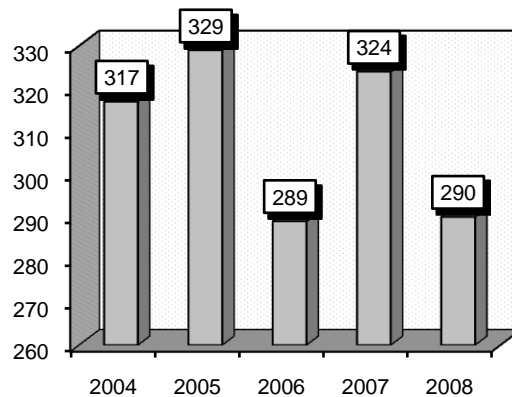
TOTAL MASTECTOMY FOR MALIGNANCY WITH COMPLICATION

Associated Procedures: Procedures that frequently accompanied mastectomy for malignancy were: 1) Venous catheterization (3893), 2) Excision of axillary lymph node (4023), 3) Biopsy of lymphatic structure (4023), 4) Open biopsy of breast (8512), 5) Insertion of totally implantable vascular access device [VAD] (8607), 6) Regional lymph node excision (403), 7) Removal of breast implant (8594), 8) Mammoplasty (8589).

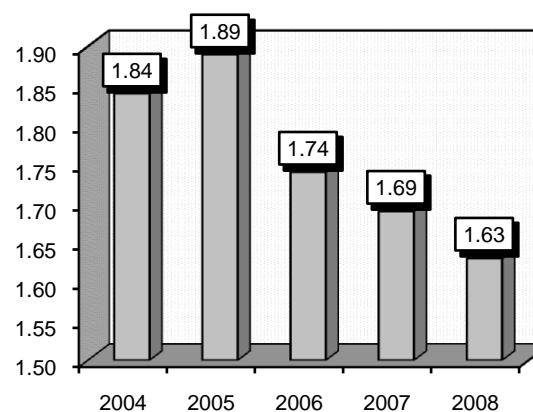
Definitions: Mastectomy: Mastectomy is undertaken in cases where the cancer is large or where tests have revealed abnormal changes in the breast tumor. In this instance, the entire breast is removed. Bilateral mastectomy is the removal of both breasts. **Malignancy:** A cancerous tumor that can invade and destroy nearby tissue and spread to other parts of the body. **Catheterization:** Passage of a tubular, flexible surgical instrument into a body channel or cavity to withdraw or introduce fluid. **Excision:** Surgical removal of a part of the body, including cancerous growth. **Axillary lymph node:** A lymph node in the armpit region that drains lymph channels from the breast. **Biopsy:** The removal of a sample of tissue for examination under a microscope to check for cancer cells. **Mammoplasty:** Any reconstructive or cosmetic surgical procedure that alters the size or shape of the breast.

Gender	2004			2005			2006			2007			2008		
	Cases	Avg LOS	Avg Bill	Cases	Avg LOS	Avg Bill	Cases	Avg LOS	Avg Bill	Cases	Avg LOS	Avg Bill	Cases	Avg LOS	Avg Bill
Male	5	2.00	\$16,928	7	2.29	\$23,160	5	1.60	\$21,186	4	1.25	\$16,986	3	1.00	\$17,753
Female	312	1.84	\$20,503	322	1.88	\$21,128	284	1.74	\$23,653	320	1.69	\$25,382	287	1.64	\$31,956
Age Group	Cases	Avg LOS	Avg Bill	Cases	Avg LOS	Avg Bill	Cases	Avg LOS	Avg Bill	Cases	Avg LOS	Avg Bill	Cases	Avg LOS	Avg Bill
Ages 0-17	0	0.00	\$0	0	0.00	\$0	0	0.00	\$0	0	0.00	\$0	0	0.00	\$0
Ages 18-35	3	2.33	\$21,280	11	2.00	\$18,870	4	1.25	\$34,522	11	1.45	\$26,573	9	1.11	\$36,949
Ages 36-49	54	2.33	\$27,000	73	1.81	\$23,264	55	1.95	\$27,010	59	1.58	\$25,320	56	1.82	\$40,307
Ages 50-64	105	1.47	\$19,560	111	1.90	\$21,783	86	1.74	\$25,921	105	1.45	\$25,314	102	1.62	\$34,052
Ages 65+	155	1.91	\$18,748	134	1.91	\$19,712	144	1.67	\$20,628	149	1.92	\$25,141	123	1.60	\$25,703
TOTAL	317	1.84	\$20,446	329	1.89	\$21,171	289	1.74	\$23,610	324	1.69	\$25,278	290	1.63	\$31,809

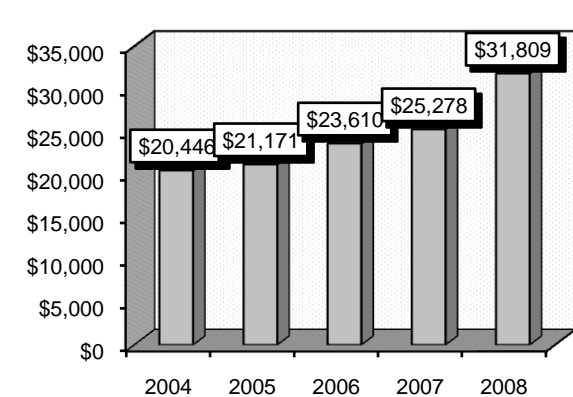
Patient Discharges



Average Length of Stay



Average Billed Charges



County / Hospital	2004			2005			2006			2007			2008		
	Cases	Avg LOS	Avg Bill	Cases	Avg LOS	Avg Bill	Cases	Avg LOS	Avg Bill	Cases	Avg LOS	Avg Bill	Cases	Avg LOS	Avg Bill
CLARK															
Centennial Hills	0	0.00	\$0	0	0.00	\$0	0	0.00	\$0	0	0.00	\$0	0	0.00	\$0
Desert Springs	6	1.83	\$22,161	16	1.94	\$19,854	10	3.40	\$29,539	11	1.64	\$28,949	18	2.06	\$32,090
Mountain View	31	1.52	\$17,380	44	1.43	\$16,481	39	1.59	\$16,028	15	2.80	\$28,110	21	1.71	\$23,631
North Vista	1	3.00	\$22,678	2	1.00	\$18,722	1	5.00	\$44,639	8	1.63	\$35,359	4	3.75	\$57,313
St. Rose-Rose de Lima	4	2.00	\$21,207	1	1.00	\$19,724	2	1.00	\$18,343	4	1.50	\$23,678	2	1.50	\$19,599
St. Rose-San Martin	0	0.00	\$0	0	0.00	\$0	0	0.00	\$0	4	1.25	\$23,060	6	2.83	\$45,488
St. Rose-Siena	9	1.44	\$23,074	8	1.75	\$21,743	7	1.71	\$24,427	8	1.13	\$23,822	4	2.50	\$29,934
Southern Hills	5	2.20	\$13,205	1	3.00	\$23,527	6	1.00	\$14,294	10	1.50	\$20,591	1	3.00	\$40,358
Spring Valley	11	1.09	\$14,539	10	1.30	\$14,744	7	1.29	\$17,445	36	1.19	\$21,028	19	1.26	\$24,338
Summerlin	23	2.57	\$26,910	23	2.13	\$22,917	8	1.88	\$24,092	28	2.29	\$33,534	16	1.88	\$36,928
Sunrise	80	1.88	\$21,327	93	1.55	\$21,177	97	1.46	\$26,115	49	1.53	\$30,660	54	1.20	\$53,383
UMC	34	2.12	\$26,491	29	2.90	\$29,228	26	2.15	\$35,835	13	1.85	\$37,750	18	1.78	\$31,070
Valley	38	1.37	\$14,441	16	1.25	\$17,624	22	1.36	\$22,094	60	1.63	\$20,621	39	1.31	\$22,395
TOTAL	242	1.81	\$20,609	243	1.74	\$20,868	225	1.66	\$24,553	246	1.67	\$26,556	202	1.60	\$35,366
WASHOE															
Carson Tahoe	4	1.00	\$16,217	3	1.33	\$23,552	1	3.00	\$32,034	0	0.00	\$0	1	2.00	\$24,575
Northern Nevada	0	0.00	\$0	0	0.00	\$0	1	1.00	\$19,031	1	3.00	\$37,212	3	2.33	\$32,531
Renown Regional	24	2.04	\$17,292	26	2.92	\$21,488	22	1.82	\$17,777	34	1.76	\$16,907	20	1.60	\$20,022
Renown S. Meadows	2	3.00	\$35,971	12	2.67	\$26,107	4	2.25	\$23,906	2	2.00	\$22,154	9	2.44	\$23,533
Saint Mary's	29	1.97	\$24,802	28	2.11	\$25,869	20	1.95	\$24,422	28	1.57	\$28,056	29	1.41	\$31,356
Sierra Surgery	0	0.00	\$0	0	0.00	\$0	0	0.00	\$0	1	2.00	\$18,526	3	2.00	\$17,068
TOTAL	59	1.97	\$21,544	69	2.48	\$24,159	48	1.92	\$21,380	66	1.71	\$22,128	65	1.69	\$26,076
RURAL															
Battle Mountain	0	0.00	\$0	0	0.00	\$0	0	0.00	\$0	0	0.00	\$0	0	0.00	\$0
Boulder City	2	1.00	\$6,679	0	0.00	\$0	0	0.00	\$0	0	0.00	\$0	0	0.00	\$0
Carson Valley	0	0.00	\$0	0	0.00	\$0	0	0.00	\$0	0	0.00	\$0	0	0.00	\$0
Churchill	5	2.80	\$19,555	6	1.50	\$13,174	8	2.38	\$18,480	2	2.00	\$15,410	9	1.89	\$16,147
Desert View	0	0.00	\$0	0	0.00	\$0	0	0.00	\$0	0	0.00	\$0	1	2.00	\$12,466
Grover C. Dils	0	0.00	\$0	0	0.00	\$0	0	0.00	\$0	0	0.00	\$0	0	0.00	\$0
Humboldt	0	0.00	\$0	0	0.00	\$0	0	0.00	\$0	0	0.00	\$0	0	0.00	\$0
Incline Village	0	0.00	\$0	0	0.00	\$0	0	0.00	\$0	0	0.00	\$0	0	0.00	\$0
Mesa View	0	0.00	\$0	0	0.00	\$0	1	1.00	\$11,593	1	1.00	\$9,931	6	2.17	\$17,065
Mount Grant	0	0.00	\$0	0	0.00	\$0	0	0.00	\$0	0	0.00	\$0	0	0.00	\$0
Northeastern	8	1.38	\$12,287	10	1.50	\$13,973	7	2.43	\$16,190	8	2.00	\$18,223	7	1.29	\$17,927
Nye	0	0.00	\$0	0	0.00	\$0	0	0.00	\$0	0	0.00	\$0	0	0.00	\$0
Pershing	0	0.00	\$0	0	0.00	\$0	0	0.00	\$0	0	0.00	\$0	0	0.00	\$0
South Lyon	0	0.00	\$0	0	0.00	\$0	0	0.00	\$0	0	0.00	\$0	0	0.00	\$0
William Bee Ririe	1	2.00	\$13,519	1	2.00	\$8,443	0	0.00	\$0	1	1.00	\$10,517	0	0.00	\$0
TOTAL	16	1.81	\$13,934	17	1.53	\$13,366	16	2.31	\$17,048	12	1.83	\$16,421	23	1.78	\$16,768
ALL COUNTIES	317	1.84	\$20,446	329	1.89	\$21,171	289	1.74	\$23,610	324	1.69	\$25,278	290	1.63	\$31,809

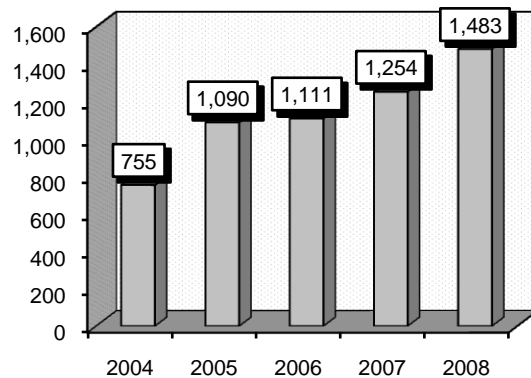
OPERATING ROOM PROCEDURES FOR OBESITY

Associated Procedures: Procedures that frequently accompanied procedures for obesity were: 1) Laparoscopic gastroenterostomy (4438), 2) Laparoscopic gastric restriction procedure (4495), 3) Laparoscopic peritoneal adhesiolysis (5451), 4) Abdominal repair of diaphragmatic hernia (537), 5) Laparoscopic gastroplasty (4468).

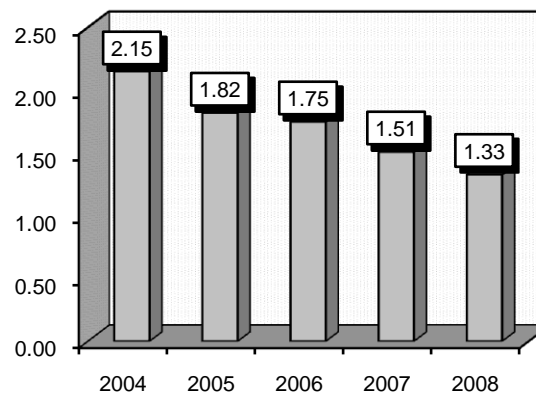
Definitions: **Laproscopy:** The insertion of a thin lighted tube with a camera (laparoscope) used to assist in operations without the need for making large incisions. **Gastroenterostomy:** The surgical creation of a connection between the stomach and the jejunum. **Jejunum:** The longest part of the small intestine extending from the duodenum to the ileum. **Duodenum:** The first part of the small intestine. It is located below the stomach. **Ileum:** The lowest section of the small intestine. It is involved in absorbing digested food into the body. **Peritoneal:** A membrane that lines the wall of the abdominal cavity. **Adhesiolysis:** The treatment for the removal of scarlike tissue that forms between two surfaces within the body. **Diaphragmatic hernia:** A hole in the diaphragm through which the bowels can pass through. **Gastroplasty:** Any surgical treatment of the stomach or lower esophagus used to decrease the size of the stomach. This procedure is often done by dividing the stomach into a large and small pouch through the use of staples.

Gender	2004			2005			2006			2007			2008		
	Cases	Avg LOS	Avg Bill	Cases	Avg LOS	Avg Bill	Cases	Avg LOS	Avg Bill	Cases	Avg LOS	Avg Bill	Cases	Avg LOS	Avg Bill
Male	150	2.51	\$45,151	231	1.64	\$34,033	239	1.80	\$36,608	311	1.45	\$36,023	397	1.26	\$37,474
Female	605	2.06	\$38,828	859	1.87	\$34,870	872	1.73	\$34,749	943	1.53	\$37,181	1,086	1.36	\$36,151
Age Group	Cases	Avg LOS	Avg Bill	Cases	Avg LOS	Avg Bill	Cases	Avg LOS	Avg Bill	Cases	Avg LOS	Avg Bill	Cases	Avg LOS	Avg Bill
Ages 0-17	2	3.50	\$26,258	8	1.75	\$26,470	9	8.11	\$62,461	14	4.14	\$26,030	7	1.71	\$65,422
Ages 18-35	200	1.74	\$37,033	264	1.53	\$32,772	245	1.40	\$32,362	260	1.36	\$37,908	283	1.24	\$35,423
Ages 36-49	304	1.99	\$39,422	423	1.84	\$35,509	436	1.64	\$34,759	450	1.45	\$36,591	540	1.37	\$36,567
Ages 50-64	231	2.60	\$43,747	359	1.99	\$35,505	348	1.98	\$37,684	444	1.51	\$36,739	498	1.34	\$36,756
Ages 65+	18	3.28	\$39,696	36	2.03	\$32,912	73	1.66	\$31,389	86	1.84	\$37,973	155	1.30	\$36,153
TOTAL	755	2.15	\$40,084	1,090	1.82	\$34,693	1,111	1.75	\$35,149	1,254	1.51	\$36,894	1,483	1.33	\$36,505

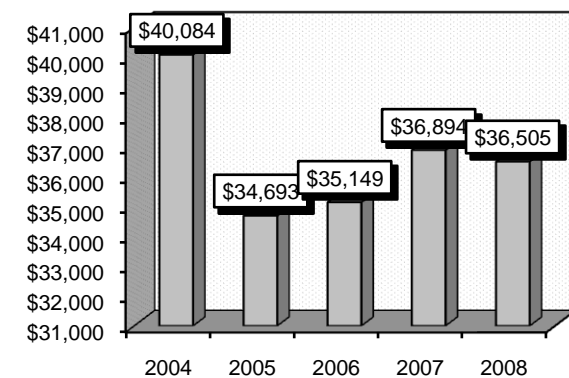
Patient Discharges



Average Length of Stay



Average Billed Charges



County / Hospital	2004			2005			2006			2007			2008		
	Cases	Avg LOS	Avg Bill	Cases	Avg LOS	Avg Bill	Cases	Avg LOS	Avg Bill	Cases	Avg LOS	Avg Bill	Cases	Avg LOS	Avg Bill
CLARK															
Centennial Hills	0	0.00	\$0	0	0.00	\$0	0	0.00	\$0	0	0.00	\$0	0	0.00	\$0
Desert Springs	21	1.71	\$32,777	245	1.72	\$23,369	228	1.68	\$26,346	210	1.52	\$37,234	69	1.32	\$35,213
Mountain View	65	3.63	\$63,743	50	2.62	\$61,948	75	1.85	\$61,514	131	1.46	\$53,826	98	1.24	\$44,110
North Vista	380	1.62	\$35,778	168	1.74	\$43,842	242	1.54	\$40,855	298	1.36	\$39,676	740	1.10	\$34,258
St. Rose-Rose de Lima	0	0.00	\$0	218	1.22	\$27,495	227	1.24	\$25,811	332	1.12	\$30,204	289	1.30	\$32,865
St. Rose-San Martin	0	0.00	\$0	0	0.00	\$0	0	0.00	\$0	0	0.00	\$0	0	0.00	\$0
St. Rose-Siena	0	0.00	\$0	0	0.00	\$0	1	9.00	\$62,797	1	2.00	\$72,381	0	0.00	\$0
Southern Hills	0	0.00	\$0	0	0.00	\$0	0	0.00	\$0	0	0.00	\$0	0	0.00	\$0
Spring Valley	0	0.00	\$0	0	0.00	\$0	1	9.00	\$79,881	0	0.00	\$0	0	0.00	\$0
Summerlin	4	2.25	\$39,657	32	3.19	\$60,926	88	1.50	\$35,298	53	1.43	\$34,133	13	1.23	\$53,096
Sunrise	2	7.00	\$41,887	3	3.67	\$23,959	4	16.25	\$109,515	1	17.00	\$104,250	0	0.00	\$0
UMC	1	8.00	\$54,323	0	0.00	\$0	1	25.00	\$168,469	15	4.27	\$31,141	30	2.20	\$86,690
Valley	35	3.20	\$49,355	11	2.45	\$38,929	6	2.17	\$44,589	2	2.00	\$43,583	7	2.71	\$74,395
TOTAL	508	2.03	\$40,259	727	1.72	\$33,881	873	1.64	\$34,925	1,043	1.39	\$37,643	1,246	1.21	\$36,447
WASHOE															
Carson Tahoe	8	3.13	\$30,979	24	2.00	\$29,041	20	2.35	\$31,715	0	0.00	\$0	0	0.00	\$0
Northern Nevada	14	2.43	\$47,733	1	2.00	\$43,554	2	3.00	\$26,415	2	2.00	\$47,149	1	1.00	\$35,682
Renown Regional	95	2.21	\$35,531	153	2.20	\$37,556	51	2.29	\$37,380	37	2.30	\$32,027	49	2.35	\$31,510
Renown S. Meadows	2	1.50	\$24,019	51	1.43	\$24,921	58	2.33	\$35,907	49	2.22	\$31,654	62	2.00	\$33,770
Saint Mary's	127	2.48	\$42,790	134	2.03	\$40,489	107	1.92	\$36,311	123	2.00	\$33,925	124	1.85	\$40,513
Sierra Surgery	0	0.00	\$0	0	0.00	\$0	0	0.00	\$0	0	0.00	\$0	1	1.00	\$26,748
TOTAL	246	2.39	\$39,731	363	2.02	\$36,317	238	2.14	\$35,972	211	2.10	\$33,190	237	1.99	\$36,809
RURAL															
Battle Mountain	0	0.00	\$0	0	0.00	\$0	0	0.00	\$0	0	0.00	\$0	0	0.00	\$0
Boulder City	0	0.00	\$0	0	0.00	\$0	0	0.00	\$0	0	0.00	\$0	0	0.00	\$0
Carson Valley	0	0.00	\$0	0	0.00	\$0	0	0.00	\$0	0	0.00	\$0	0	0.00	\$0
Churchill	0	0.00	\$0	0	0.00	\$0	0	0.00	\$0	0	0.00	\$0	0	0.00	\$0
Desert View	0	0.00	\$0	0	0.00	\$0	0	0.00	\$0	0	0.00	\$0	0	0.00	\$0
Grover C. Dils	0	0.00	\$0	0	0.00	\$0	0	0.00	\$0	0	0.00	\$0	0	0.00	\$0
Humboldt	0	0.00	\$0	0	0.00	\$0	0	0.00	\$0	0	0.00	\$0	0	0.00	\$0
Incline Village	0	0.00	\$0	0	0.00	\$0	0	0.00	\$0	0	0.00	\$0	0	0.00	\$0
Mesa View	0	0.00	\$0	0	0.00	\$0	0	0.00	\$0	0	0.00	\$0	0	0.00	\$0
Mount Grant	0	0.00	\$0	0	0.00	\$0	0	0.00	\$0	0	0.00	\$0	0	0.00	\$0
Northeastern	1	3.00	\$38,445	0	0.00	\$0	0	0.00	\$0	0	0.00	\$0	0	0.00	\$0
Nye	0	0.00	\$0	0	0.00	\$0	0	0.00	\$0	0	0.00	\$0	0	0.00	\$0
Pershing	0	0.00	\$0	0	0.00	\$0	0	0.00	\$0	0	0.00	\$0	0	0.00	\$0
South Lyon	0	0.00	\$0	0	0.00	\$0	0	0.00	\$0	0	0.00	\$0	0	0.00	\$0
William Bee Ririe	0	0.00	\$0	0	0.00	\$0	0	0.00	\$0	0	0.00	\$0	0	0.00	\$0
TOTAL	1	3.00	\$38,445	0	0.00	\$0	0	0.00	\$0	0	0.00	\$0	0	0.00	\$0
ALL COUNTIES	755	2.15	\$40,084	1,090	1.82	\$34,693	1,111	1.75	\$35,149	1,254	1.51	\$36,894	1,483	1.33	\$36,505

DIABETES

Associated Diagnoses: Diagnoses that frequently accompanied diabetes were: 1) Hypertension (4019), 2) Diabetes with other specified manifestations such as diabetic hypoglycemia and hypoglycemic shock (25080), 3) Long term use of insulin (V5867), 4) Tobacco use disorder (3051), 5) Dehydration (27651), 6) Diabetes Mellitus with ketoacidosis (25011), 7) History of past noncompliance (V1581).

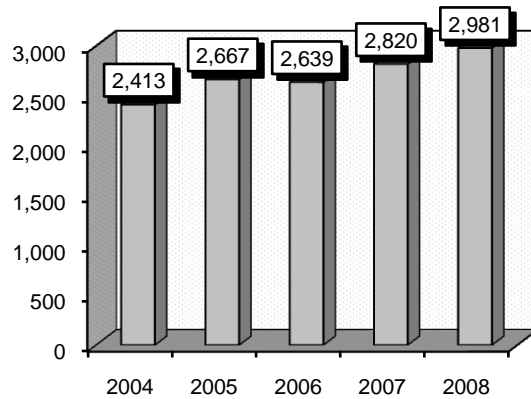
Definition: Hypertension: Elevated blood pressure persistently exceeding 140/90. Essential hypertension, the most common kind, has no single identifiable cause.

Ketoacidosis: High blood glucose; often caused by illness or taking too little insulin. A life-threatening condition in which ketones, which result from the breakdown of fat for energy, accumulate in the bloodstream and the pH of the blood decreases.

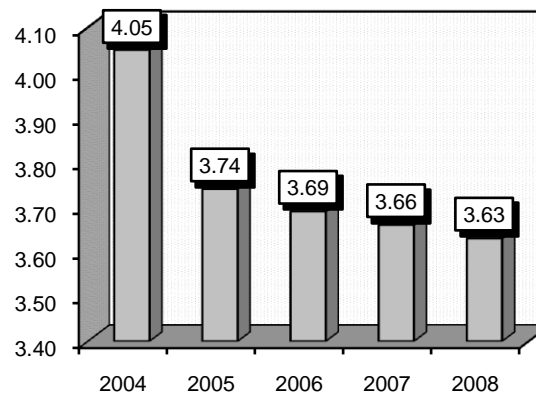
Comments: Diabetes is a disease in which blood sugar (glucose) levels are abnormally high because the body does not produce enough insulin. In Type 1 diabetes more than 90% of the insulin-producing cells of the pancreas are permanently destroyed. The pancreas produces little or no insulin. Most people who have Type 1 diabetes develop the disease before age 30. In Type 2 diabetes, the pancreas continues to produce insulin, sometimes even at higher than normal levels. However, the body develops resistance to the effects of insulin, so there is not enough insulin to meet the body's needs. Type 2 diabetes may occur in children and adolescents but usually begins in people older than 30 and becomes progressively more common with age.

Gender	2004			2005			2006			2007			2008		
	Cases	Avg LOS	Avg Bill	Cases	Avg LOS	Avg Bill	Cases	Avg LOS	Avg Bill	Cases	Avg LOS	Avg Bill	Cases	Avg LOS	Avg Bill
Male	1,330	4.15	\$19,642	1,404	3.63	\$18,904	1,423	3.55	\$20,420	1,581	3.67	\$24,081	1,693	3.45	\$25,715
Female	1,083	3.92	\$19,720	1,263	3.86	\$20,552	1,216	3.85	\$22,255	1,239	3.65	\$24,115	1,288	3.85	\$26,040
Age Group	Cases	Avg LOS	Avg Bill	Cases	Avg LOS	Avg Bill	Cases	Avg LOS	Avg Bill	Cases	Avg LOS	Avg Bill	Cases	Avg LOS	Avg Bill
Ages 0-17	283	3.22	\$10,427	321	3.14	\$11,310	293	3.05	\$11,599	325	2.84	\$12,675	319	3.00	\$14,115
Ages 18-35	548	3.67	\$18,628	608	3.39	\$18,973	606	3.57	\$21,831	685	3.59	\$26,012	768	3.07	\$25,146
Ages 36-49	551	3.80	\$18,849	575	3.74	\$20,718	642	3.72	\$23,221	669	3.77	\$26,589	660	3.84	\$27,342
Ages 50-64	511	5.07	\$24,949	588	4.47	\$23,606	569	4.16	\$23,596	596	4.09	\$25,736	637	3.76	\$27,499
Ages 65+	520	4.15	\$21,514	575	3.69	\$20,069	529	3.64	\$21,093	545	3.63	\$23,645	597	4.30	\$29,644
TOTAL	2,413	4.05	\$19,677	2,667	3.74	\$19,685	2,639	3.69	\$21,266	2,820	3.66	\$24,096	2,981	3.63	\$25,855

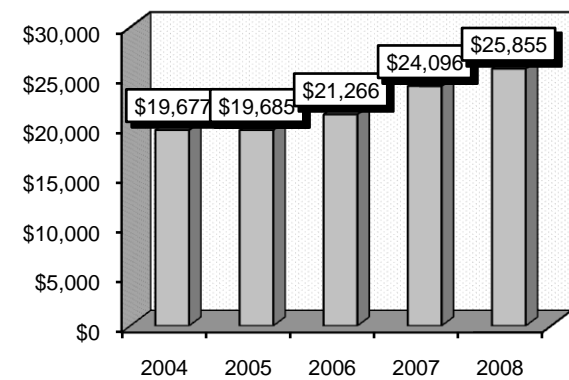
Patient Discharges



Average Length of Stay



Average Billed Charges



County / Hospital	2004			2005			2006			2007			2008		
	Cases	Avg LOS	Avg Bill	Cases	Avg LOS	Avg Bill	Cases	Avg LOS	Avg Bill	Cases	Avg LOS	Avg Bill	Cases	Avg LOS	Avg Bill
CLARK															
Centennial Hills	0	0.00	\$0	0	0.00	\$0	0	0.00	\$0	0	0.00	\$0	115	3.42	\$27,931
Desert Springs	183	4.16	\$21,506	182	4.57	\$22,238	163	3.47	\$21,610	174	4.39	\$25,213	146	3.36	\$25,085
Mountain View	116	3.71	\$19,848	154	3.98	\$22,189	134	3.54	\$21,584	157	3.76	\$27,124	161	3.48	\$28,714
North Vista	140	3.76	\$22,942	125	4.12	\$26,755	142	4.61	\$31,432	135	4.53	\$31,465	133	5.32	\$36,523
St. Rose-Rose de Lima	110	3.56	\$17,531	112	2.98	\$18,577	108	4.12	\$27,809	109	3.10	\$25,013	124	3.13	\$25,352
St. Rose-San Martin	0	0.00	\$0	0	0.00	\$0	5	2.80	\$16,595	70	3.00	\$22,814	97	3.79	\$25,878
St. Rose-Siena	137	3.74	\$17,933	139	3.60	\$21,526	145	2.94	\$20,387	128	3.86	\$26,184	122	3.62	\$22,671
Southern Hills	38	4.08	\$18,987	56	4.98	\$26,374	39	3.79	\$21,856	50	3.20	\$22,124	42	4.02	\$29,271
Spring Valley	93	4.41	\$23,001	119	3.45	\$21,394	126	3.14	\$21,389	118	3.32	\$22,695	148	3.60	\$29,387
Summerlin	89	4.22	\$28,711	127	3.37	\$22,804	122	3.70	\$26,506	154	3.26	\$28,591	165	2.94	\$26,363
Sunrise	326	4.03	\$20,898	365	3.83	\$19,958	317	3.55	\$21,071	310	3.69	\$26,132	347	3.46	\$28,721
UMC	478	5.07	\$19,708	503	4.05	\$18,760	494	4.33	\$20,889	567	3.95	\$26,114	490	3.36	\$25,093
Valley	183	4.37	\$23,722	175	4.00	\$23,024	192	4.58	\$28,308	219	4.09	\$29,445	240	3.84	\$31,048
TOTAL	1,893	4.28	\$21,038	2,057	3.91	\$21,172	1,987	3.88	\$23,219	2,191	3.81	\$26,523	2,330	3.56	\$27,646
WASHOE															
Carson Tahoe	85	2.62	\$12,959	93	2.46	\$11,158	120	2.61	\$16,275	93	2.52	\$13,096	101	2.99	\$16,699
Northern Nevada	19	2.68	\$15,815	24	2.54	\$18,061	41	2.73	\$17,917	32	2.88	\$17,848	45	3.40	\$22,843
Renown Regional	217	3.58	\$17,933	258	3.63	\$18,382	229	3.50	\$16,974	227	3.38	\$18,435	255	3.87	\$23,826
Renown S. Meadows	15	2.13	\$11,000	18	3.11	\$15,649	16	2.56	\$14,529	34	2.47	\$15,129	39	3.05	\$18,880
Saint Mary's	68	3.82	\$17,497	87	2.90	\$13,879	112	3.30	\$16,148	103	3.77	\$17,395	83	3.19	\$17,199
Sierra Surgery	0	0.00	\$0	0	0.00	\$0	0	0.00	\$0	0	0.00	\$0	0	0.00	\$0
TOTAL	404	3.32	\$16,456	480	3.20	\$16,047	518	3.16	\$16,633	489	3.20	\$16,932	523	3.49	\$20,945
RURAL															
Battle Mountain	1	3.00	\$2,382	1	1.00	\$2,569	3	1.67	\$2,565	1	2.00	\$1,837	1	1.00	\$6,838
Boulder City	16	3.75	\$10,932	8	3.25	\$8,032	9	2.89	\$8,228	6	4.00	\$11,334	10	4.30	\$12,094
Carson Valley	0	0.00	\$0	6	1.67	\$4,797	8	3.50	\$12,341	16	3.75	\$18,388	14	7.43	\$31,691
Churchill	16	3.44	\$13,206	24	5.00	\$16,664	14	5.00	\$17,925	20	4.30	\$16,478	22	3.41	\$15,560
Desert View	0	0.00	\$0	0	0.00	\$0	0	0.00	\$0	0	0.00	\$0	3	1.67	\$5,514
Grover C. Dils	6	3.00	\$5,183	4	2.25	\$4,159	0	0.00	\$0	2	2.00	\$8,989	3	2.33	\$5,315
Humboldt	8	2.63	\$5,204	6	3.67	\$8,745	7	3.14	\$5,121	10	2.90	\$5,400	14	22.29	\$14,833
Incline Village	4	1.50	\$4,198	1	2.00	\$4,792	1	2.00	\$21,319	0	0.00	\$0	0	0.00	\$0
Mesa View	0	0.00	\$0	14	1.93	\$8,588	12	1.83	\$8,855	10	2.30	\$8,892	7	1.57	\$8,045
Mount Grant	9	2.11	\$3,399	9	4.11	\$9,378	12	2.67	\$5,143	11	3.73	\$8,762	4	3.25	\$7,157
Northeastern	33	2.61	\$11,881	38	2.39	\$9,929	44	2.50	\$11,959	29	2.24	\$13,198	24	1.88	\$11,114
Nye	6	2.00	\$5,500	3	1.67	\$5,692	2	1.00	\$3,710	5	2.20	\$7,213	2	3.50	\$7,226
Pershing	4	2.00	\$5,507	2	3.50	\$5,469	3	2.67	\$4,546	9	2.22	\$4,038	7	2.86	\$8,964
South Lyon	3	1.67	\$2,691	7	3.29	\$4,609	7	3.00	\$4,556	9	1.67	\$2,680	8	2.25	\$5,252
William Bee Ririe	10	2.40	\$4,325	7	1.86	\$4,839	12	3.17	\$11,127	12	3.17	\$10,807	9	2.33	\$8,891
TOTAL	116	2.73	\$8,682	130	3.02	\$9,581	134	2.88	\$10,218	140	2.99	\$11,142	128	5.33	\$13,319
ALL COUNTIES	2,413	4.05	\$19,677	2,667	3.74	\$19,685	2,639	3.69	\$21,266	2,820	3.66	\$24,096	2,981	3.63	\$25,855

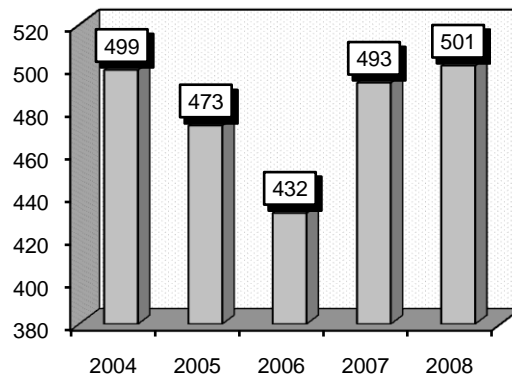
ENDOCRINE DISORDERS

Associated Diagnoses: Diagnoses that frequently accompanied endocrine disorders were: 1) Hypertension (4019), 2) Unspecified acquired hypothyroidism (2449), 3) Hypopotassemia (2768), 4) Disorders of neurohypophysis (2536), 5) Tobacco use disorder (3051), 6) Malignant neoplasm of the thyroid gland (193), 7) Diabetes Mellitus II (25000), 8) Thyrotoxicosis (2424-9).

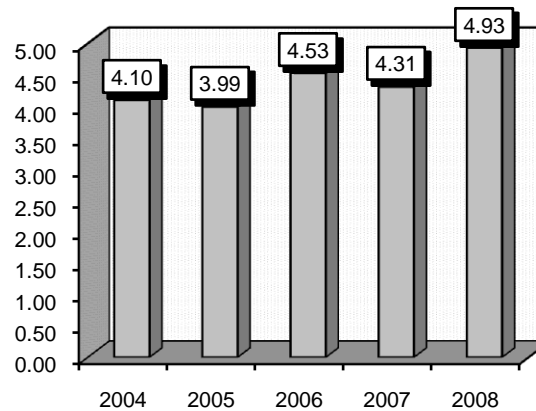
Definitions:
Hypertension: Elevated blood pressure persistently exceeding 140/90. Essential hypertension, the most common kind, has no single identifiable cause.
Hypothyroidism: A condition in which the thyroid gland produces an insufficient amount of thyroid hormone. The resulting lowered metabolism interferes with the normal breakdown of "old" hormones and causes lethargy.
Hypopotassemia: A deficiency of potassium.
Neurohypophysis: Also known as the posterior lobe of the pituitary gland, it is composed of nervous tissue and is connected to the hypothalamus of the brain by the narrow stalk.
Malignant neoplasm: Malignant tumor: a tumor that is malignant and tends to spread to other parts of the body.
Diabetes mellitus: A group of disorders in which the body is unable to competently process blood sugars leading to hyperglycemia. This can lead to a host of ailments including poor circulation, kidney disorders and blindness.
Hyperglycemia: A condition in which an excessive amount of glucose circulates in the blood plasma.
Thyrotoxicosis: Another name for hyperthyroidism or high levels of thyroid hormone.

Gender	2004			2005			2006			2007			2008		
	Cases	Avg LOS	Avg Bill	Cases	Avg LOS	Avg Bill	Cases	Avg LOS	Avg Bill	Cases	Avg LOS	Avg Bill	Cases	Avg LOS	Avg Bill
Male	152	4.82	\$22,384	156	4.01	\$20,891	151	4.56	\$27,407	177	4.76	\$31,513	170	4.95	\$33,773
Female	347	3.78	\$17,570	317	3.97	\$19,366	281	4.52	\$25,346	316	4.06	\$26,812	331	4.91	\$28,568
Age Group	Cases	Avg LOS	Avg Bill	Cases	Avg LOS	Avg Bill	Cases	Avg LOS	Avg Bill	Cases	Avg LOS	Avg Bill	Cases	Avg LOS	Avg Bill
Ages 0-17	21	4.86	\$17,586	20	6.15	\$20,702	27	2.89	\$13,868	24	5.04	\$23,683	28	3.18	\$16,848
Ages 18-35	88	2.51	\$11,587	73	2.86	\$13,908	54	3.28	\$17,465	67	2.78	\$18,340	69	2.99	\$21,179
Ages 36-49	112	3.16	\$14,823	109	3.01	\$17,309	98	3.89	\$25,722	99	3.42	\$21,332	108	4.34	\$31,522
Ages 50-64	122	4.16	\$20,671	115	3.84	\$19,360	105	4.37	\$26,358	114	4.71	\$31,942	118	4.32	\$33,087
Ages 65+	156	5.52	\$25,180	156	5.03	\$24,714	148	5.84	\$31,451	189	4.98	\$34,391	178	6.71	\$33,459
TOTAL	499	4.10	\$19,036	473	3.99	\$19,869	432	4.53	\$26,066	493	4.31	\$28,500	501	4.93	\$30,334

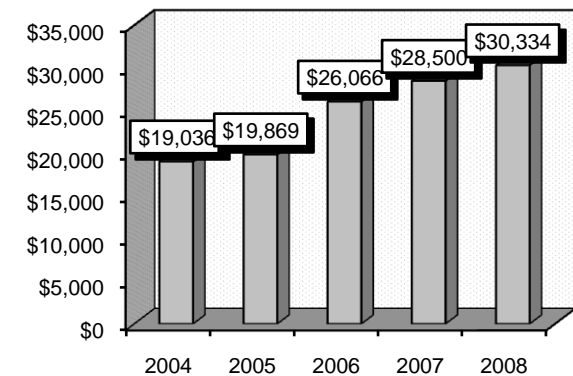
Patient Discharges



Average Length of Stay



Average Billed Charges



County / Hospital	2004			2005			2006			2007			2008		
	Cases	Avg LOS	Avg Bill	Cases	Avg LOS	Avg Bill	Cases	Avg LOS	Avg Bill	Cases	Avg LOS	Avg Bill	Cases	Avg LOS	Avg Bill
CLARK															
Centennial Hills	0	0.00	\$0	0	0.00	\$0	0	0.00	\$0	0	0.00	\$0	13	4.00	\$28,813
Desert Springs	22	4.14	\$24,592	14	3.50	\$19,532	17	4.82	\$36,021	17	5.53	\$50,708	20	6.65	\$43,318
Mountain View	28	4.00	\$22,126	27	5.48	\$29,272	35	5.37	\$34,899	41	4.15	\$34,527	30	4.97	\$41,188
North Vista	7	10.57	\$46,589	11	8.55	\$44,751	7	9.00	\$82,609	6	5.50	\$48,965	15	5.47	\$34,951
St. Rose-Rose de Lima	16	4.94	\$24,910	9	3.56	\$22,160	18	3.89	\$25,494	21	3.81	\$35,745	18	6.11	\$45,083
St. Rose-San Martin	0	0.00	\$0	0	0.00	\$0	0	0.00	\$0	6	3.67	\$24,813	19	4.53	\$30,005
St. Rose-Siena	34	3.44	\$17,374	27	3.59	\$20,362	40	4.97	\$31,787	35	4.77	\$32,515	39	5.13	\$37,726
Southern Hills	6	5.83	\$31,963	15	3.27	\$19,214	11	4.18	\$23,986	12	3.83	\$23,138	13	5.54	\$37,680
Spring Valley	10	6.00	\$24,624	13	3.31	\$16,930	11	6.73	\$35,985	13	5.00	\$42,373	12	5.00	\$36,963
Summerlin	15	4.67	\$25,842	27	5.59	\$26,345	23	6.48	\$37,560	27	3.89	\$27,482	23	4.96	\$47,719
Sunrise	136	3.24	\$15,221	102	3.75	\$17,213	67	3.66	\$18,371	101	3.64	\$21,645	79	3.41	\$21,889
UMC	58	5.38	\$18,477	77	4.34	\$20,445	72	3.61	\$19,924	77	3.73	\$26,187	77	3.47	\$24,212
Valley	74	3.62	\$18,086	61	2.80	\$16,536	28	6.18	\$35,346	25	6.40	\$43,418	32	4.63	\$37,266
TOTAL	406	4.09	\$19,167	383	4.05	\$20,532	329	4.71	\$28,331	381	4.19	\$30,098	390	4.47	\$32,489
WASHOE															
Carson Tahoe	11	4.00	\$21,799	14	3.93	\$19,043	15	6.13	\$28,551	12	5.58	\$29,643	12	3.50	\$19,028
Northern Nevada	7	2.86	\$19,139	7	3.86	\$17,301	4	2.25	\$20,125	9	2.56	\$19,061	7	4.29	\$32,106
Renown Regional	46	4.37	\$20,389	42	3.79	\$18,982	44	3.73	\$20,002	38	5.42	\$27,271	47	4.26	\$23,091
Renown S. Meadows	2	7.00	\$32,463	3	2.67	\$16,222	3	7.00	\$27,442	10	3.00	\$20,549	7	4.71	\$30,819
Saint Mary's	10	3.70	\$13,609	13	3.69	\$15,031	24	3.00	\$13,414	29	5.10	\$21,321	22	5.82	\$24,382
Sierra Surgery	0	0.00	\$0	0	0.00	\$0	0	0.00	\$0	0	0.00	\$0	0	0.00	\$0
TOTAL	76	4.16	\$19,904	79	3.76	\$18,089	90	3.98	\$19,923	98	4.84	\$24,361	95	4.56	\$24,110
RURAL															
Battle Mountain	0	0.00	\$0	0	0.00	\$0	1	1.00	\$2,418	0	0.00	\$0	0	0.00	\$0
Boulder City	2	4.50	\$4,660	0	0.00	\$0	1	9.00	\$11,429	2	3.50	\$9,185	1	5.00	\$3,639
Carson Valley	0	0.00	\$0	1	7.00	\$15,505	2	4.50	\$21,331	3	5.67	\$17,835	3	2.67	\$14,361
Churchill	4	7.00	\$30,023	4	5.25	\$14,597	3	4.67	\$19,144	3	4.00	\$18,482	2	1.00	\$3,860
Desert View	0	0.00	\$0	0	0.00	\$0	0	0.00	\$0	0	0.00	\$0	2	3.50	\$20,382
Grover C. Dils	0	0.00	\$0	0	0.00	\$0	0	0.00	\$0	0	0.00	\$0	0	0.00	\$0
Humboldt	1	3.00	\$2,628	1	1.00	\$3,411	2	4.50	\$4,225	0	0.00	\$0	3	84.00	\$20,058
Incline Village	0	0.00	\$0	0	0.00	\$0	0	0.00	\$0	0	0.00	\$0	0	0.00	\$0
Mesa View	0	0.00	\$0	2	1.50	\$4,751	1	2.00	\$4,846	0	0.00	\$0	1	1.00	\$3,083
Mount Grant	0	0.00	\$0	1	3.00	\$6,404	1	5.00	\$13,727	1	6.00	\$13,897	0	0.00	\$0
Northeastern	2	4.00	\$15,478	1	2.00	\$10,056	0	0.00	\$0	0	0.00	\$0	2	1.50	\$10,338
Nye	2	2.00	\$5,475	0	0.00	\$0	1	2.00	\$4,514	2	2.00	\$10,661	0	0.00	\$0
Pershing	1	1.00	\$6,074	0	0.00	\$0	0	0.00	\$0	0	0.00	\$0	0	0.00	\$0
South Lyon	4	3.25	\$3,741	0	0.00	\$0	1	1.00	\$1,034	1	2.00	\$5,621	0	0.00	\$0
William Bee Ririe	1	4.00	\$9,710	1	2.00	\$2,037	0	0.00	\$0	2	2.50	\$13,706	2	7.50	\$28,552
TOTAL	17	4.12	\$12,041	11	3.55	\$9,573	13	4.00	\$11,270	14	3.79	\$13,969	16	18.31	\$14,765
ALL COUNTIES	499	4.10	\$19,036	473	3.99	\$19,869	432	4.53	\$26,066	493	4.31	\$28,500	501	4.93	\$30,334

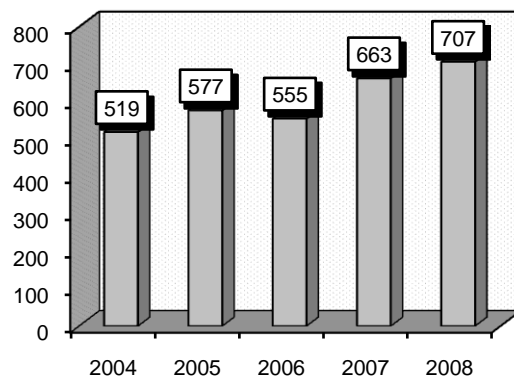
KIDNEY AND URETER PROCEDURES FOR NON-NEOPLASM

Associated Procedures: Procedures that frequently accompanied kidney and ureter procedures were: 1) Percutaneous nephrostomy (5503,4), 2) Ureteral catheterization (598), 3) Percutaneous pyelogram (8775), 4) Cystoscopy (5732), 5) Nephroureterectomy (5551), 6) Ureteroneocystostomy (5674), 7) Correction of ureteropelvic junction (5587).

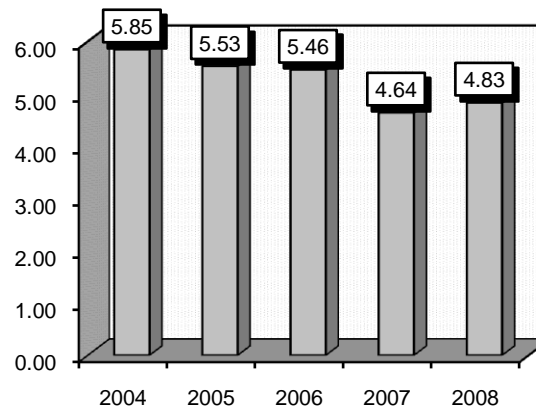
Definitions: **Percutaneous:** A procedure performed through a small opening made in the skin. **Percutaneous nephrostomy:** A method of draining an obstructed kidney by inserting a fine tube through the skin and into the collecting system of the kidney. **Catheterization:** Insertion of a slender tube through the urethra or through the anterior abdominal wall into the bladder, urinary reservoir, or urinary conduit. **Pyelogram:** An X ray of the kidneys and ureters. **Cystoscopy:** Examination of the bladder and urethra using a cystoscope, inserted into the urethra. A cystoscope is a thin, tube-like instrument with a light and a lens for viewing. **Nephroureterectomy:** Surgery to remove a kidney and its ureter. Also called ureteronephrectomy. **Ureteropelvic junction:** The anatomical location where the inside of the kidney connects to the ureter.

Gender	2004			2005			2006			2007			2008		
	Cases	Avg LOS	Avg Bill	Cases	Avg LOS	Avg Bill	Cases	Avg LOS	Avg Bill	Cases	Avg LOS	Avg Bill	Cases	Avg LOS	Avg Bill
Male	258	5.58	\$42,694	274	5.72	\$46,465	244	5.41	\$49,901	295	4.61	\$51,758	333	5.17	\$60,880
Female	261	6.12	\$43,590	303	5.35	\$45,597	311	5.50	\$50,679	368	4.67	\$47,918	374	4.54	\$50,874
Age Group	Cases	Avg LOS	Avg Bill	Cases	Avg LOS	Avg Bill	Cases	Avg LOS	Avg Bill	Cases	Avg LOS	Avg Bill	Cases	Avg LOS	Avg Bill
Ages 0-17	91	2.92	\$27,342	93	3.13	\$29,820	84	2.96	\$34,287	96	2.81	\$35,778	125	2.37	\$36,754
Ages 18-35	71	5.68	\$40,142	74	4.07	\$37,281	90	5.00	\$46,292	79	3.52	\$39,563	87	4.10	\$45,115
Ages 36-49	96	5.13	\$41,457	115	5.61	\$50,667	118	4.76	\$45,079	165	4.57	\$50,007	117	4.40	\$51,566
Ages 50-64	132	6.03	\$42,612	153	5.89	\$49,125	118	6.23	\$53,275	168	4.40	\$51,093	171	5.51	\$61,850
Ages 65+	129	8.38	\$57,744	142	7.41	\$54,032	145	7.13	\$64,034	155	6.69	\$61,338	207	6.32	\$68,459
TOTAL	519	5.85	\$43,144	577	5.53	\$46,009	555	5.46	\$50,337	663	4.64	\$49,626	707	4.83	\$55,587

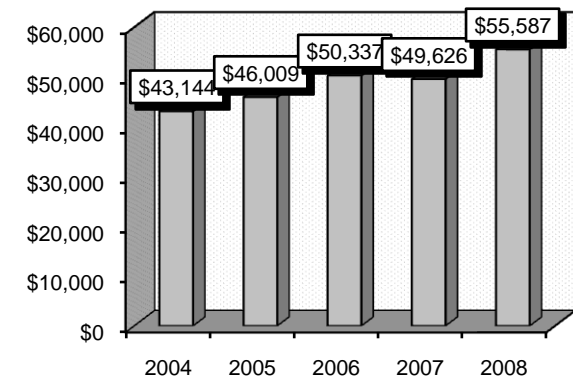
Patient Discharges



Average Length of Stay



Average Billed Charges



County / Hospital	2004			2005			2006			2007			2008		
	Cases	Avg LOS	Avg Bill	Cases	Avg LOS	Avg Bill	Cases	Avg LOS	Avg Bill	Cases	Avg LOS	Avg Bill	Cases	Avg LOS	Avg Bill
CLARK															
Centennial Hills	0	0.00	\$0	0	0.00	\$0	0	0.00	\$0	0	0.00	\$0	9	5.22	\$52,704
Desert Springs	13	8.15	\$63,717	26	5.92	\$40,273	8	7.75	\$59,222	24	6.63	\$53,179	20	6.35	\$61,718
Mountain View	21	9.43	\$53,759	19	6.05	\$47,061	28	7.07	\$56,745	27	6.48	\$54,581	38	7.16	\$64,956
North Vista	0	0.00	\$0	2	11.00	\$59,952	2	43.50	\$313,458	1	15.00	\$89,209	2	7.00	\$83,545
St. Rose-Rose de Lima	10	7.50	\$45,018	5	14.80	\$147,137	12	7.92	\$53,567	5	3.80	\$29,556	6	8.83	\$102,173
St. Rose-San Martin	0	0.00	\$0	0	0.00	\$0	0	0.00	\$0	0	0.00	\$0	19	4.26	\$47,516
St. Rose-Siena	19	5.42	\$46,930	19	8.32	\$60,445	24	5.54	\$48,227	29	4.17	\$48,144	38	5.26	\$53,571
Southern Hills	3	12.33	\$57,077	10	5.10	\$36,533	4	12.00	\$92,584	7	3.00	\$29,049	7	5.86	\$57,950
Spring Valley	8	4.25	\$31,569	16	8.88	\$62,665	24	6.63	\$59,755	32	5.44	\$59,126	37	6.08	\$71,232
Summerlin	60	4.48	\$44,957	78	5.10	\$50,551	79	5.08	\$55,757	131	3.94	\$57,154	136	4.05	\$62,554
Sunrise	125	5.15	\$41,228	138	4.36	\$39,509	150	4.66	\$48,504	134	4.38	\$47,423	147	4.10	\$49,475
UMC	100	6.24	\$40,747	84	5.76	\$44,271	80	5.13	\$45,362	112	4.29	\$50,679	93	4.28	\$54,368
Valley	30	7.30	\$46,116	33	8.36	\$88,691	29	7.28	\$71,278	34	6.82	\$61,281	21	6.95	\$86,823
TOTAL	389	5.94	\$43,784	430	5.76	\$49,661	440	5.69	\$53,797	536	4.66	\$52,388	573	4.81	\$58,633
WASHOE															
Carson Tahoe	34	3.94	\$32,343	37	3.35	\$29,778	30	3.30	\$35,512	27	3.67	\$46,077	39	3.10	\$37,275
Northern Nevada	2	1.50	\$34,254	2	1.50	\$25,690	0	0.00	\$0	0	0.00	\$0	1	3.00	\$49,540
Renown Regional	66	6.79	\$46,107	68	4.97	\$34,317	54	5.37	\$35,798	58	5.19	\$35,103	56	5.84	\$39,580
Renown S. Meadows	0	0.00	\$0	0	0.00	\$0	0	0.00	\$0	0	0.00	\$0	0	0.00	\$0
Saint Mary's	28	5.14	\$41,022	34	6.44	\$45,843	20	5.65	\$53,817	29	4.97	\$40,786	27	6.26	\$62,496
Sierra Surgery	0	0.00	\$0	0	0.00	\$0	9	2.00	\$14,058	7	1.71	\$16,543	5	3.20	\$23,427
TOTAL	130	5.61	\$41,230	141	4.85	\$35,783	113	4.60	\$37,180	121	4.60	\$37,840	128	4.97	\$43,159
RURAL															
Battle Mountain	0	0.00	\$0	0	0.00	\$0	0	0.00	\$0	0	0.00	\$0	0	0.00	\$0
Boulder City	0	0.00	\$0	0	0.00	\$0	0	0.00	\$0	0	0.00	\$0	0	0.00	\$0
Carson Valley	0	0.00	\$0	0	0.00	\$0	0	0.00	\$0	0	0.00	\$0	0	0.00	\$0
Churchill	0	0.00	\$0	0	0.00	\$0	0	0.00	\$0	0	0.00	\$0	0	0.00	\$0
Desert View	0	0.00	\$0	0	0.00	\$0	0	0.00	\$0	0	0.00	\$0	0	0.00	\$0
Grover C. Dils	0	0.00	\$0	0	0.00	\$0	0	0.00	\$0	0	0.00	\$0	0	0.00	\$0
Humboldt	0	0.00	\$0	0	0.00	\$0	0	0.00	\$0	0	0.00	\$0	0	0.00	\$0
Incline Village	0	0.00	\$0	0	0.00	\$0	0	0.00	\$0	0	0.00	\$0	0	0.00	\$0
Mesa View	0	0.00	\$0	2	4.00	\$31,230	2	3.50	\$32,504	3	3.33	\$35,851	3	3.67	\$30,876
Mount Grant	0	0.00	\$0	0	0.00	\$0	0	0.00	\$0	0	0.00	\$0	0	0.00	\$0
Northeastern	0	0.00	\$0	4	5.75	\$21,340	0	0.00	\$0	3	4.00	\$45,402	3	4.33	\$28,841
Nye	0	0.00	\$0	0	0.00	\$0	0	0.00	\$0	0	0.00	\$0	0	0.00	\$0
Pershing	0	0.00	\$0	0	0.00	\$0	0	0.00	\$0	0	0.00	\$0	0	0.00	\$0
South Lyon	0	0.00	\$0	0	0.00	\$0	0	0.00	\$0	0	0.00	\$0	0	0.00	\$0
William Bee Ririe	0	0.00	\$0	0	0.00	\$0	0	0.00	\$0	0	0.00	\$0	0	0.00	\$0
TOTAL	0	0.00	\$0	6	5.17	\$24,637	2	3.50	\$32,504	6	3.67	\$40,627	6	4.00	\$29,859
ALL COUNTIES	519	5.85	\$43,144	577	5.53	\$46,009	555	5.46	\$50,337	663	4.64	\$49,626	707	4.83	\$55,587

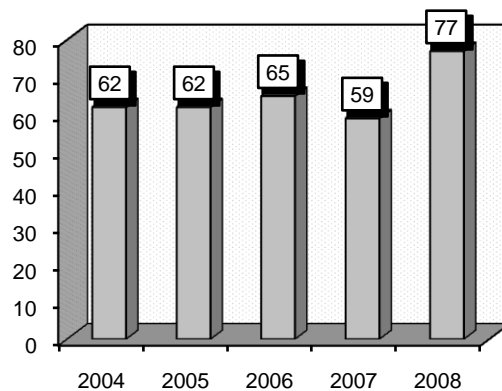
PROSTATECTOMY

Associated Procedures: Procedures that frequently accompanied prostatectomy were: 1) Transurethral excision or destruction of lesion or tissue of bladder (5749), 2) Cystoscopy (5732), 3) Transurethral clearance of bladder (570), 4) Transurethral (Ultrasound) guided laser induced prostatectomy (TULIP) (6021), 5) Retrograde pyelogram (8774), 6) Transurethral destruction of prostate tissue by other thermotherapy (6097), 7) Percutaneous cystostomy (5717), 8) Closed [percutaneous] [needle] biopsy of prostate (6011), 9) Removal of ureterostomy tube and ureteral catheter (9762).

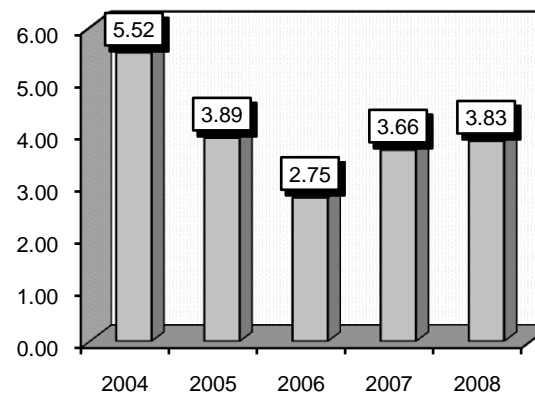
Definitions: Prostatectomy: A Prostatectomy is the surgical removal of all or part of the prostate gland. Abnormalities of the prostate, such as a tumour, or if the gland itself becomes enlarged for any reason, can restrict the normal flow of urine along the urethra. **Percutaneous:** A procedure performed through a small opening made in the skin. **Excision:** Removal by surgery. **Catheterization:** Insertion of a slender tube through the urethra or through the anterior abdominal wall into the bladder, urinary reservoir, or urinary conduit. **Pyelogram:** An X ray of the kidneys and ureters. **Cystoscopy:** Examination of the bladder and urethra using a cystoscope, inserted into the urethra. A cystoscope is a thin, tube-like instrument with a light and a lens for viewing. **Ureterostomy:** Surgical diversion of urine (usually temporarily) from the ureter(s) to outside the body by way of an opening or stoma on the abdomen.

Gender	2004			2005			2006			2007			2008		
	Cases	Avg LOS	Avg Bill	Cases	Avg LOS	Avg Bill	Cases	Avg LOS	Avg Bill	Cases	Avg LOS	Avg Bill	Cases	Avg LOS	Avg Bill
Male	62	5.52	\$35,195	62	3.89	\$27,153	65	2.75	\$23,545	59	3.66	\$30,806	77	3.83	\$32,118
Female	0	0.00	\$0	0	0.00	\$0	0	0.00	\$0	0	0.00	\$0	0	0.00	\$0
Age Group	Cases	Avg LOS	Avg Bill	Cases	Avg LOS	Avg Bill	Cases	Avg LOS	Avg Bill	Cases	Avg LOS	Avg Bill	Cases	Avg LOS	Avg Bill
Ages 0-17	0	0.00	\$0	0	0.00	\$0	0	0.00	\$0	0	0.00	\$0	0	0.00	\$0
Ages 18-35	0	0.00	\$0	0	0.00	\$0	0	0.00	\$0	0	0.00	\$0	0	0.00	\$0
Ages 36-49	1	4.00	\$31,275	1	2.00	\$17,235	1	1.00	\$16,093	4	4.75	\$31,534	1	2.00	\$8,498
Ages 50-64	8	7.38	\$43,738	11	6.09	\$41,582	9	4.11	\$31,272	8	3.13	\$29,105	8	4.88	\$47,521
Ages 65+	53	5.26	\$33,980	50	3.44	\$24,177	55	2.56	\$22,416	47	3.66	\$31,034	68	3.74	\$30,653
TOTAL	62	5.52	\$35,195	62	3.89	\$27,153	65	2.75	\$23,545	59	3.66	\$30,806	77	3.83	\$32,118

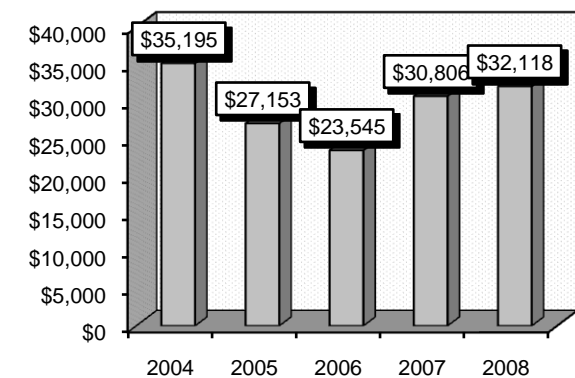
Patient Discharges



Average Length of Stay



Average Billed Charges



County / Hospital	2004			2005			2006			2007			2008		
	Cases	Avg LOS	Avg Bill	Cases	Avg LOS	Avg Bill	Cases	Avg LOS	Avg Bill	Cases	Avg LOS	Avg Bill	Cases	Avg LOS	Avg Bill
CLARK															
Centennial Hills	0	0.00	\$0	0	0.00	\$0	0	0.00	\$0	0	0.00	\$0	1	2.00	\$21,241
Desert Springs	6	5.17	\$37,570	0	0.00	\$0	2	1.50	\$16,415	2	9.00	\$89,856	1	7.00	\$82,768
Mountain View	4	8.00	\$32,019	7	1.71	\$17,144	4	1.00	\$11,488	2	1.50	\$13,586	3	1.67	\$21,541
North Vista	0	0.00	\$0	0	0.00	\$0	0	0.00	\$0	0	0.00	\$0	0	0.00	\$0
St. Rose-Rose de Lima	0	0.00	\$0	3	3.33	\$25,273	1	1.00	\$15,785	0	0.00	\$0	0	0.00	\$0
St. Rose-San Martin	0	0.00	\$0	0	0.00	\$0	0	0.00	\$0	0	0.00	\$0	0	0.00	\$0
St. Rose-Siena	7	5.14	\$39,664	6	2.83	\$21,056	6	2.33	\$21,493	8	2.25	\$23,188	7	3.00	\$29,346
Southern Hills	0	0.00	\$0	0	0.00	\$0	0	0.00	\$0	0	0.00	\$0	0	0.00	\$0
Spring Valley	1	2.00	\$26,137	1	10.00	\$35,322	3	4.33	\$37,710	6	1.33	\$18,237	18	3.00	\$34,333
Summerlin	9	4.56	\$31,805	7	2.43	\$26,408	8	2.38	\$22,994	12	2.17	\$28,299	9	4.89	\$54,566
Sunrise	9	8.78	\$66,344	8	6.75	\$43,718	11	3.45	\$30,710	5	6.60	\$45,899	2	2.00	\$16,785
UMC	5	11.00	\$38,919	3	11.00	\$58,812	1	2.00	\$15,597	1	1.00	\$24,148	1	1.00	\$17,326
Valley	3	9.00	\$36,671	3	7.00	\$32,329	5	2.80	\$24,340	5	6.00	\$47,340	8	2.25	\$20,593
TOTAL	44	6.89	\$41,937	38	4.58	\$30,671	41	2.63	\$24,286	41	3.34	\$32,482	50	3.12	\$33,976
WASHOE															
Carson Tahoe	9	1.67	\$15,967	8	1.25	\$17,574	5	1.20	\$19,927	2	1.00	\$20,714	4	1.00	\$19,392
Northern Nevada	0	0.00	\$0	0	0.00	\$0	0	0.00	\$0	1	12.00	\$104,168	0	0.00	\$0
Renown Regional	3	3.33	\$26,549	7	4.00	\$27,892	2	1.00	\$16,665	6	4.83	\$23,660	5	18.60	\$70,098
Renown S. Meadows	0	0.00	\$0	0	0.00	\$0	0	0.00	\$0	0	0.00	\$0	0	0.00	\$0
Saint Mary's	4	3.00	\$24,868	5	3.00	\$24,852	5	8.20	\$52,047	4	7.75	\$37,926	2	6.50	\$36,839
Sierra Surgery	0	0.00	\$0	0	0.00	\$0	9	1.33	\$9,761	4	1.00	\$9,538	6	1.17	\$10,386
TOTAL	16	2.31	\$20,176	20	2.65	\$23,005	21	2.90	\$22,907	17	4.59	\$28,083	17	6.88	\$33,180
RURAL															
Battle Mountain	0	0.00	\$0	0	0.00	\$0	0	0.00	\$0	0	0.00	\$0	0	0.00	\$0
Boulder City	0	0.00	\$0	0	0.00	\$0	0	0.00	\$0	0	0.00	\$0	0	0.00	\$0
Carson Valley	0	0.00	\$0	0	0.00	\$0	0	0.00	\$0	0	0.00	\$0	0	0.00	\$0
Churchill	2	1.00	\$7,024	3	1.67	\$8,121	0	0.00	\$0	1	1.00	\$8,420	1	1.00	\$13,192
Desert View	0	0.00	\$0	0	0.00	\$0	0	0.00	\$0	0	0.00	\$0	0	0.00	\$0
Grover C. Dils	0	0.00	\$0	0	0.00	\$0	0	0.00	\$0	0	0.00	\$0	0	0.00	\$0
Humboldt	0	0.00	\$0	0	0.00	\$0	0	0.00	\$0	0	0.00	\$0	0	0.00	\$0
Incline Village	0	0.00	\$0	0	0.00	\$0	0	0.00	\$0	0	0.00	\$0	0	0.00	\$0
Mesa View	0	0.00	\$0	0	0.00	\$0	2	3.50	\$18,017	0	0.00	\$0	0	0.00	\$0
Mount Grant	0	0.00	\$0	0	0.00	\$0	0	0.00	\$0	0	0.00	\$0	0	0.00	\$0
Northeastern	0	0.00	\$0	1	9.00	\$33,526	1	3.00	\$17,626	0	0.00	\$0	9	2.33	\$21,896
Nye	0	0.00	\$0	0	0.00	\$0	0	0.00	\$0	0	0.00	\$0	0	0.00	\$0
Pershing	0	0.00	\$0	0	0.00	\$0	0	0.00	\$0	0	0.00	\$0	0	0.00	\$0
South Lyon	0	0.00	\$0	0	0.00	\$0	0	0.00	\$0	0	0.00	\$0	0	0.00	\$0
William Bee Ririe	0	0.00	\$0	0	0.00	\$0	0	0.00	\$0	0	0.00	\$0	0	0.00	\$0
TOTAL	2	1.00	\$7,024	4	3.50	\$14,472	3	3.33	\$17,887	1	1.00	\$8,420	10	2.20	\$21,026
ALL COUNTIES	62	5.52	\$35,195	62	3.89	\$27,153	65	2.75	\$23,545	59	3.66	\$30,806	77	3.83	\$32,118

RENAL FAILURE

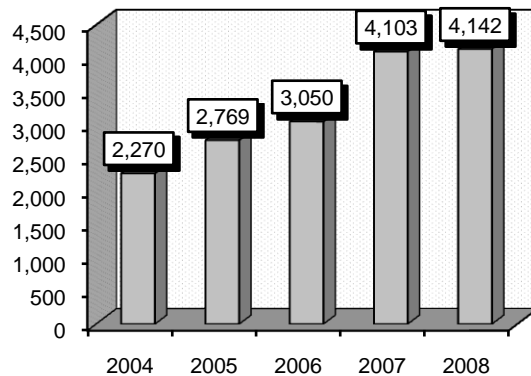
Associated Diagnoses: Diagnoses that frequently accompanied renal failure were: 1) Unspecified hypertensive kidney disease (40391), 2) Congestive heart failure (4280), 3) Dehydration (27651), 4) Hypertension (4019), 5) Diabetes mellitus (25000).

Definitions: Dehydration: This can be caused by a lack of fluid intake, excessive urination possibly due to diuretics, diarrhea or vomiting. **Hypertension:** Elevated blood pressure persistently exceeding 140/90. Essential hypertension, the most common kind, has no single identifiable cause. **Diabetes mellitus:** A group of disorders in which the body is unable to competently process blood sugars leading to hyperglycemia. This can lead to a host of ailments including poor circulation, kidney disorders and blindness. **Hyperglycemia:** A condition in which an excessive amount of glucose circulates in the blood plasma.

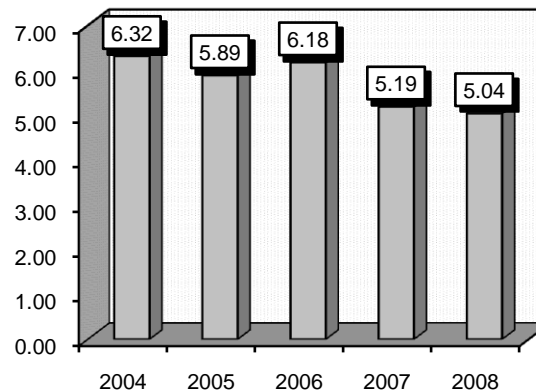
Comments: The kidneys are two fist-sized organs located on each side of the spine at the bottom of the rib cage and slightly above the waist. Renal failure is the inability of the kidneys to excrete wastes, concentrate urine and conserve electrolytes. The condition may be acute or chronic. In chronic kidney disease, the kidneys have not stopped working altogether but are not working as well as they should. Acute renal failure occurs when the kidneys stop working over a period of hours, days or in some cases, weeks. When acute renal failure occurs, wastes and excess waste products and excess water build up in the body which upsets the body's normal chemical balance. Substances that are normally needed for the body to function properly become poisonous to the body when they reach abnormally high levels.

Gender	2004			2005			2006			2007			2008		
	Cases	Avg LOS	Avg Bill	Cases	Avg LOS	Avg Bill	Cases	Avg LOS	Avg Bill	Cases	Avg LOS	Avg Bill	Cases	Avg LOS	Avg Bill
Male	1,256	6.11	\$34,800	1,540	5.83	\$36,170	1,691	6.17	\$40,048	2,375	5.02	\$37,518	2,358	4.94	\$37,666
Female	1,014	6.57	\$35,043	1,229	5.97	\$36,210	1,359	6.20	\$40,616	1,728	5.42	\$38,101	1,784	5.18	\$39,138
Age Group	Cases	Avg LOS	Avg Bill	Cases	Avg LOS	Avg Bill	Cases	Avg LOS	Avg Bill	Cases	Avg LOS	Avg Bill	Cases	Avg LOS	Avg Bill
Ages 0-17	16	6.56	\$35,770	17	4.12	\$23,368	18	5.89	\$44,423	20	3.70	\$21,984	26	5.23	\$26,786
Ages 18-35	131	4.89	\$27,072	149	5.85	\$34,571	182	6.35	\$36,606	378	3.86	\$25,751	339	3.93	\$32,001
Ages 36-49	287	5.85	\$29,930	363	5.92	\$35,636	355	6.74	\$42,970	621	4.91	\$36,830	523	4.44	\$35,560
Ages 50-64	580	6.62	\$37,345	727	5.73	\$35,333	779	6.25	\$41,290	1,137	5.25	\$39,331	1,127	5.13	\$38,381
Ages 65+	1,256	6.43	\$35,727	1,513	5.99	\$37,034	1,716	6.02	\$39,648	1,947	5.52	\$39,640	2,127	5.31	\$40,075
TOTAL	2,270	6.32	\$34,908	2,769	5.89	\$36,188	3,050	6.18	\$40,301	4,103	5.19	\$37,763	4,142	5.04	\$38,300

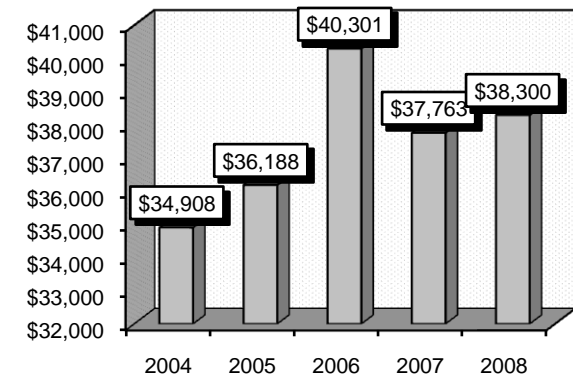
Patient Discharges



Average Length of Stay



Average Billed Charges



County / Hospital	2004			2005			2006			2007			2008		
	Cases	Avg LOS	Avg Bill	Cases	Avg LOS	Avg Bill	Cases	Avg LOS	Avg Bill	Cases	Avg LOS	Avg Bill	Cases	Avg LOS	Avg Bill
CLARK															
Centennial Hills	0	0.00	\$0	0	0.00	\$0	0	0.00	\$0	0	0.00	\$0	124	5.19	\$43,696
Desert Springs	149	6.45	\$37,708	141	6.60	\$41,369	192	6.73	\$42,821	247	5.63	\$42,328	285	6.03	\$45,849
Mountain View	164	6.63	\$38,972	198	5.90	\$37,509	252	6.01	\$43,519	215	5.33	\$40,611	255	5.55	\$48,092
North Vista	87	6.06	\$37,551	145	6.00	\$42,074	126	7.26	\$54,463	155	7.21	\$55,375	116	5.96	\$50,909
St. Rose-Rose de Lima	118	6.66	\$37,246	119	5.03	\$32,547	114	5.75	\$38,088	132	4.80	\$40,282	165	5.45	\$43,306
St. Rose-San Martin	0	0.00	\$0	0	0.00	\$0	6	6.17	\$45,090	83	4.66	\$37,406	111	4.76	\$36,531
St. Rose-Siena	154	6.35	\$35,261	197	5.76	\$38,577	220	5.22	\$39,951	236	4.85	\$40,908	250	5.68	\$42,959
Southern Hills	59	7.92	\$34,301	73	6.78	\$34,887	67	5.52	\$35,156	108	6.60	\$43,342	103	5.16	\$40,543
Spring Valley	62	5.97	\$37,678	149	5.13	\$39,925	149	6.83	\$52,587	165	5.75	\$46,494	189	5.34	\$45,723
Summerlin	106	6.07	\$44,844	169	5.37	\$40,039	161	6.07	\$43,390	199	5.16	\$46,801	185	4.77	\$40,735
Sunrise	467	5.89	\$36,260	451	6.43	\$42,350	442	7.05	\$51,882	408	7.66	\$61,898	422	6.41	\$54,025
UMC	284	7.32	\$31,656	340	6.57	\$32,238	363	6.25	\$32,761	1,079	3.09	\$20,694	809	2.90	\$21,405
Valley	218	6.59	\$39,280	245	6.09	\$40,263	317	5.99	\$42,930	353	6.03	\$50,270	357	5.85	\$49,264
TOTAL	1,868	6.47	\$36,779	2,227	6.06	\$38,626	2,409	6.32	\$43,612	3,380	5.06	\$39,302	3,371	5.01	\$40,537
WASHOE															
Carson Tahoe	66	4.15	\$17,273	87	5.17	\$24,446	139	4.11	\$23,361	130	3.95	\$24,183	126	4.22	\$23,944
Northern Nevada	12	2.92	\$15,814	31	3.55	\$22,971	48	4.58	\$24,869	91	5.31	\$33,500	85	3.94	\$28,255
Renown Regional	168	6.72	\$34,540	209	6.05	\$32,539	222	6.89	\$32,753	236	7.36	\$37,263	254	6.14	\$33,535
Renown S. Meadows	7	4.29	\$25,619	27	4.56	\$24,264	33	6.42	\$28,149	49	5.27	\$25,479	47	5.77	\$29,640
Saint Mary's	102	5.81	\$26,015	127	5.13	\$24,483	130	6.17	\$30,876	163	6.12	\$31,751	193	5.27	\$29,009
Sierra Surgery	0	0.00	\$0	0	0.00	\$0	0	0.00	\$0	0	0.00	\$0	0	0.00	\$0
TOTAL	355	5.81	\$28,071	481	5.40	\$27,867	572	5.83	\$29,117	669	5.96	\$32,003	705	5.27	\$29,686
RURAL															
Battle Mountain	1	3.00	\$2,704	0	0.00	\$0	0	0.00	\$0	4	4.50	\$4,879	0	0.00	\$0
Boulder City	3	10.00	\$23,607	1	8.00	\$21,142	5	3.60	\$8,039	6	2.67	\$8,187	8	3.13	\$7,194
Carson Valley	0	0.00	\$0	4	10.50	\$28,962	5	5.80	\$24,457	2	2.50	\$10,450	7	4.71	\$21,970
Churchill	15	4.20	\$15,955	8	4.75	\$18,299	11	3.73	\$15,221	3	1.67	\$10,179	5	2.40	\$11,543
Desert View	0	0.00	\$0	0	0.00	\$0	0	0.00	\$0	0	0.00	\$0	2	9.50	\$29,876
Grover C. Dils	4	5.00	\$8,019	0	0.00	\$0	2	5.00	\$7,757	4	6.00	\$11,038	6	5.00	\$11,736
Humboldt	1	4.00	\$5,718	1	2.00	\$6,613	1	2.00	\$8,929	0	0.00	\$0	5	6.80	\$19,329
Incline Village	0	0.00	\$0	1	3.00	\$15,325	0	0.00	\$0	0	0.00	\$0	0	0.00	\$0
Mesa View	0	0.00	\$0	8	1.88	\$9,992	12	2.67	\$11,407	10	2.20	\$10,395	9	2.89	\$10,828
Mount Grant	0	0.00	\$0	5	2.00	\$4,400	3	3.67	\$8,989	1	9.00	\$26,206	8	6.25	\$13,530
Northeastern	11	3.91	\$15,392	20	3.45	\$13,396	23	6.30	\$26,719	12	2.42	\$16,929	8	4.13	\$35,229
Nye	5	1.80	\$4,370	8	1.63	\$8,061	3	3.33	\$16,921	1	1.00	\$5,069	2	2.50	\$9,890
Pershing	4	1.75	\$4,108	1	10.00	\$21,456	0	0.00	\$0	1	6.00	\$29,463	1	6.00	\$11,857
South Lyon	2	5.50	\$6,244	2	3.50	\$4,368	0	0.00	\$0	4	4.50	\$6,518	2	1.00	\$6,196
William Bee Ririe	1	2.00	\$3,897	2	1.00	\$4,310	4	1.50	\$4,186	6	8.67	\$22,658	3	4.00	\$10,415
TOTAL	47	4.09	\$12,226	61	3.59	\$12,762	69	4.41	\$17,395	54	3.80	\$12,853	66	4.35	\$16,040
ALL COUNTIES	2,270	6.32	\$34,908	2,769	5.89	\$36,188	3,050	6.18	\$40,301	4,103	5.19	\$37,763	4,142	5.04	\$38,300

ADMIT FOR RENAL DIALYSIS

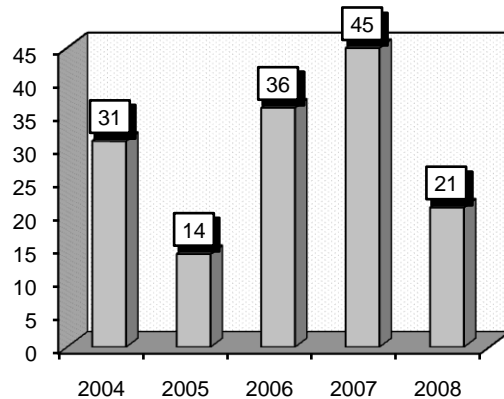
Associated Diagnoses: Procedures that frequently accompanied renal dialysis were: 1) Hemodialysis (3995), 2) Venous catheterization for renal dialysis (3895), 3) Total body perfusion (3996), 4) Transfusion of packed cells (9904).

Definitions: Dialysis: The process of filtering the blood when the kidneys are not able to cleanse it. **Hemodialysis:** Hemodialysis means "cleaning the blood." In hemodialysis, the blood is circulated through an artificial kidney machine, which contains a dialyzer (also called an artificial kidney). **Perfusion:** pumping of blood or artificial media through the blood vessels of an isolated organ for the purpose of nourishment. **Transfusion:** The introduction of whole blood or components of blood (such as plasma, platelets) from one person to another.

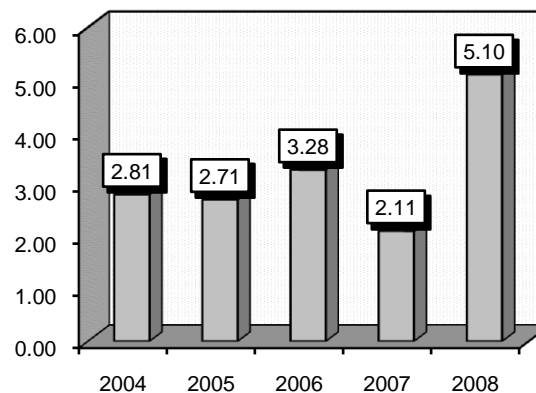
Comments: The kidneys are two fist-sized organs located on each side of the spine at the bottom of the rib cage and slightly above the waist. Renal failure is the inability of the kidneys to excrete wastes, concentrate urine and conserve electrolytes. The condition may be acute or chronic. In chronic kidney disease, the kidneys have not stopped working altogether but are not working as well as they should. Acute renal failure occurs when the kidneys stop working over a period of hours, days or in some cases, weeks. When acute renal failure occurs, wastes and excess waste products and excess water build up in the body which upsets the body's normal chemical balance. Substances that are normally needed for the body to function properly become poisonous to the body when they reach abnormally high levels.

Gender	2004			2005			2006			2007			2008		
	Cases	Avg LOS	Avg Bill	Cases	Avg LOS	Avg Bill	Cases	Avg LOS	Avg Bill	Cases	Avg LOS	Avg Bill	Cases	Avg LOS	Avg Bill
Male	13	3.23	\$16,985	6	3.00	\$17,265	22	1.82	\$12,918	26	2.38	\$12,764	11	5.82	\$32,423
Female	18	2.50	\$13,442	8	2.50	\$14,505	14	5.57	\$27,453	19	1.74	\$10,438	10	4.30	\$34,572
Age Group	Cases	Avg LOS	Avg Bill	Cases	Avg LOS	Avg Bill	Cases	Avg LOS	Avg Bill	Cases	Avg LOS	Avg Bill	Cases	Avg LOS	Avg Bill
Ages 0-17	0	0.00	\$0	0	0.00	\$0	1	5.00	\$22,766	0	0.00	\$0	1	2.00	\$7,975
Ages 18-35	2	1.00	\$5,595	4	4.75	\$22,420	4	2.25	\$11,231	6	1.83	\$10,056	1	26.00	\$85,979
Ages 36-49	9	1.22	\$9,220	2	1.50	\$8,681	5	1.00	\$5,635	11	2.00	\$11,347	6	2.83	\$17,317
Ages 50-64	11	4.09	\$19,024	4	1.75	\$12,183	11	1.91	\$13,137	15	2.87	\$15,057	7	5.43	\$42,962
Ages 65+	9	3.22	\$17,702	4	2.25	\$15,964	15	5.20	\$28,545	13	1.46	\$9,167	6	4.00	\$33,966
TOTAL	31	2.81	\$14,927	14	2.71	\$15,688	36	3.28	\$18,571	45	2.11	\$11,782	21	5.10	\$33,447

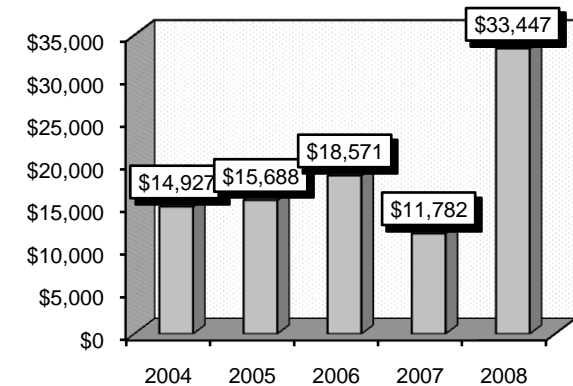
Patient Discharges



Average Length of Stay



Average Billed Charges



County / Hospital	2004			2005			2006			2007			2008		
	Cases	Avg LOS	Avg Bill	Cases	Avg LOS	Avg Bill	Cases	Avg LOS	Avg Bill	Cases	Avg LOS	Avg Bill	Cases	Avg LOS	Avg Bill
CLARK															
Centennial Hills	0	0.00	\$0	0	0.00	\$0	0	0.00	\$0	0	0.00	\$0	1	2.00	\$15,990
Desert Springs	0	0.00	\$0	2	2.00	\$11,623	5	1.80	\$12,779	4	2.00	\$14,314	3	5.67	\$31,582
Mountain View	3	4.33	\$25,766	1	1.00	\$31,036	2	4.00	\$29,572	2	1.00	\$5,659	5	4.60	\$48,968
North Vista	0	0.00	\$0	0	0.00	\$0	0	0.00	\$0	0	0.00	\$0	0	0.00	\$0
St. Rose-Rose de Lima	7	1.86	\$11,577	1	4.00	\$28,047	0	0.00	\$0	0	0.00	\$0	2	4.00	\$21,506
St. Rose-San Martin	0	0.00	\$0	0	0.00	\$0	1	1.00	\$4,484	1	4.00	\$15,465	1	8.00	\$91,051
St. Rose-Siena	2	2.50	\$11,831	1	1.00	\$6,807	5	2.80	\$22,894	1	1.00	\$13,343	1	26.00	\$85,979
Southern Hills	1	1.00	\$2,222	1	1.00	\$4,476	2	1.00	\$6,870	0	0.00	\$0	0	0.00	\$0
Spring Valley	0	0.00	\$0	0	0.00	\$0	0	0.00	\$0	0	0.00	\$0	0	0.00	\$0
Summerlin	3	6.67	\$38,073	0	0.00	\$0	5	2.40	\$12,123	1	2.00	\$23,123	0	0.00	\$0
Sunrise	3	2.33	\$13,215	2	1.00	\$8,890	6	2.33	\$17,657	2	3.50	\$17,544	5	2.00	\$13,443
UMC	7	2.86	\$10,379	0	0.00	\$0	1	1.00	\$4,561	26	1.88	\$9,274	0	0.00	\$0
Valley	3	2.00	\$10,530	3	2.33	\$15,742	5	1.40	\$11,296	6	1.83	\$13,282	3	4.33	\$19,850
TOTAL	29	2.93	\$15,252	11	1.82	\$14,419	32	2.13	\$15,104	43	1.95	\$11,079	21	5.10	\$33,447
WASHOE															
Carson Tahoe	0	0.00	\$0	0	0.00	\$0	0	0.00	\$0	0	0.00	\$0	0	0.00	\$0
Northern Nevada	0	0.00	\$0	0	0.00	\$0	1	10.00	\$27,496	0	0.00	\$0	0	0.00	\$0
Renown Regional	2	1.00	\$10,218	3	6.00	\$20,340	2	19.50	\$75,990	2	5.50	\$26,891	0	0.00	\$0
Renown S. Meadows	0	0.00	\$0	0	0.00	\$0	0	0.00	\$0	0	0.00	\$0	0	0.00	\$0
Saint Mary's	0	0.00	\$0	0	0.00	\$0	1	1.00	\$5,736	0	0.00	\$0	0	0.00	\$0
Sierra Surgery	0	0.00	\$0	0	0.00	\$0	0	0.00	\$0	0	0.00	\$0	0	0.00	\$0
TOTAL	2	1.00	\$10,218	3	6.00	\$20,340	4	12.50	\$46,303	2	5.50	\$26,891	0	0.00	\$0
RURAL															
Battle Mountain	0	0.00	\$0	0	0.00	\$0	0	0.00	\$0	0	0.00	\$0	0	0.00	\$0
Boulder City	0	0.00	\$0	0	0.00	\$0	0	0.00	\$0	0	0.00	\$0	0	0.00	\$0
Carson Valley	0	0.00	\$0	0	0.00	\$0	0	0.00	\$0	0	0.00	\$0	0	0.00	\$0
Churchill	0	0.00	\$0	0	0.00	\$0	0	0.00	\$0	0	0.00	\$0	0	0.00	\$0
Desert View	0	0.00	\$0	0	0.00	\$0	0	0.00	\$0	0	0.00	\$0	0	0.00	\$0
Grover C. Dils	0	0.00	\$0	0	0.00	\$0	0	0.00	\$0	0	0.00	\$0	0	0.00	\$0
Humboldt	0	0.00	\$0	0	0.00	\$0	0	0.00	\$0	0	0.00	\$0	0	0.00	\$0
Incline Village	0	0.00	\$0	0	0.00	\$0	0	0.00	\$0	0	0.00	\$0	0	0.00	\$0
Mesa View	0	0.00	\$0	0	0.00	\$0	0	0.00	\$0	0	0.00	\$0	0	0.00	\$0
Mount Grant	0	0.00	\$0	0	0.00	\$0	0	0.00	\$0	0	0.00	\$0	0	0.00	\$0
Northeastern	0	0.00	\$0	0	0.00	\$0	0	0.00	\$0	0	0.00	\$0	0	0.00	\$0
Nye	0	0.00	\$0	0	0.00	\$0	0	0.00	\$0	0	0.00	\$0	0	0.00	\$0
Pershing	0	0.00	\$0	0	0.00	\$0	0	0.00	\$0	0	0.00	\$0	0	0.00	\$0
South Lyon	0	0.00	\$0	0	0.00	\$0	0	0.00	\$0	0	0.00	\$0	0	0.00	\$0
William Bee Ririe	0	0.00	\$0	0	0.00	\$0	0	0.00	\$0	0	0.00	\$0	0	0.00	\$0
TOTAL	0	0.00	\$0	0	0.00	\$0	0	0.00	\$0	0	0.00	\$0	0	0.00	\$0
ALL COUNTIES	31	2.81	\$14,927	14	2.71	\$15,688	36	3.28	\$18,571	45	2.11	\$11,782	21	5.10	\$33,447

CESAREAN SECTION WITH COMPLICATIONS

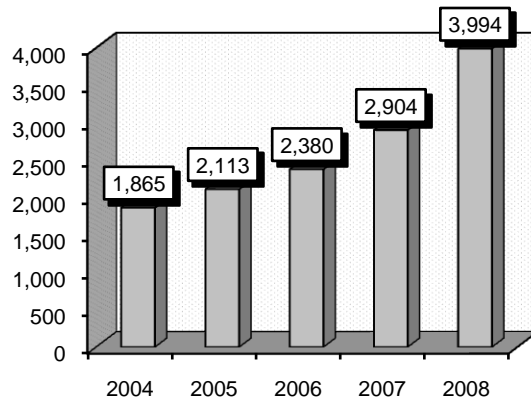
Associated Procedures: Procedures that frequently accompanied cesarean section with complications were: 1) Bilateral tubal division (6632), 2) Medical induction of labor (734), 3) Peritoneal adhesiolysis (5459), 4) Vacuum extraction delivery (7279), 5) Bilateral tubal destruction (6639).

Definitions: **Antepartum:** Begins with conception and ends with the onset of labor. **Cesarean:** A surgical procedure in delivering the baby. Also called a C-section. An Epidural is given to block the pain, and an incision is made in the very low part of the woman's abdomen. The baby is removed through this incision after which it is sutured. **Fallopian tube:** One of a pair of ducts, one opening at one end into the uterus and the other end into the peritoneal cavity over the ovary. **Peritoneal:** A membrane that lines the wall of the abdominal cavity. **Adhesiolysis:** The treatment for the removal of scarlike tissue that forms between two surfaces within the body.

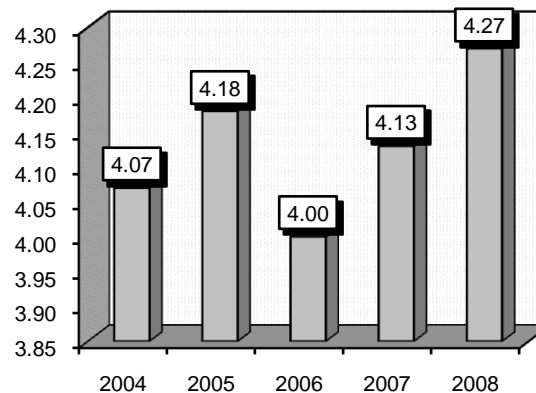
Comments: Common diagnoses associated with this procedure (listed in order of frequency) were: Mother had a previous cesarean delivery (65421), anemia (2859), abnormality in fetal heart rate or rhythm (65971), early onset of delivery (64421), advanced maternal age (65961), sterilization (V252).

Gender	2004			2005			2006			2007			2008		
	Cases	Avg LOS	Avg Bill	Cases	Avg LOS	Avg Bill	Cases	Avg LOS	Avg Bill	Cases	Avg LOS	Avg Bill	Cases	Avg LOS	Avg Bill
Male	0	0.00	\$0	0	0.00	\$0	0	0.00	\$0	0	0.00	\$0	0	0.00	\$0
Female	1,865	4.07	\$17,380	2,113	4.18	\$18,418	2,380	4.00	\$19,213	2,904	4.13	\$21,088	3,994	4.27	\$22,921
Age Group	Cases	Avg LOS	Avg Bill	Cases	Avg LOS	Avg Bill	Cases	Avg LOS	Avg Bill	Cases	Avg LOS	Avg Bill	Cases	Avg LOS	Avg Bill
Ages 0-17	60	3.47	\$15,548	62	4.00	\$18,250	81	3.94	\$19,244	89	4.34	\$22,674	101	4.28	\$24,103
Ages 18-35	1,514	4.08	\$17,422	1,724	4.06	\$17,730	1,940	3.92	\$18,861	2,337	4.00	\$20,711	3,151	4.26	\$22,904
Ages 36-49	288	4.11	\$17,477	325	4.81	\$22,096	359	4.40	\$21,106	478	4.70	\$22,635	740	4.32	\$22,839
Ages 50-64	2	5.50	\$31,984	0	0.00	\$0	0	0.00	\$0	0	0.00	\$0	2	4.00	\$18,930
Ages 65+	1	3.00	\$6,294	2	3.50	\$19,688	0	0.00	\$0	0	0.00	\$0	0	0.00	\$0
TOTAL	1,865	4.07	\$17,380	2,113	4.18	\$18,418	2,380	4.00	\$19,213	2,904	4.13	\$21,088	3,994	4.27	\$22,921

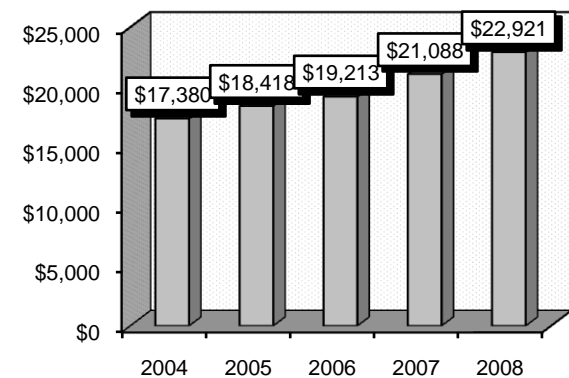
Patient Discharges



Average Length of Stay



Average Billed Charges



County / Hospital	2004			2005			2006			2007			2008		
	Cases	Avg LOS	Avg Bill	Cases	Avg LOS	Avg Bill	Cases	Avg LOS	Avg Bill	Cases	Avg LOS	Avg Bill	Cases	Avg LOS	Avg Bill
CLARK															
Centennial Hills	0	0.00	\$0	0	0.00	\$0	0	0.00	\$0	0	0.00	\$0	32	2.97	\$15,868
Desert Springs	0	0.00	\$0	0	0.00	\$0	0	0.00	\$0	0	0.00	\$0	0	0.00	\$0
Mountain View	118	3.16	\$13,077	117	3.22	\$14,165	133	3.19	\$17,290	125	3.17	\$15,336	166	3.17	\$15,698
North Vista	36	2.94	\$21,055	33	3.00	\$15,684	79	3.72	\$21,610	148	3.22	\$25,326	130	3.25	\$34,086
St. Rose-Rose de Lima	45	3.27	\$13,849	49	2.98	\$15,458	40	2.52	\$15,000	89	2.74	\$19,681	108	3.14	\$22,549
St. Rose-San Martin	0	0.00	\$0	0	0.00	\$0	0	0.00	\$0	28	2.89	\$19,085	87	3.20	\$20,029
St. Rose-Siena	144	3.68	\$15,203	155	3.45	\$15,625	185	3.29	\$18,610	238	3.21	\$19,057	409	3.98	\$22,414
Southern Hills	14	3.07	\$12,212	39	3.92	\$15,356	56	3.77	\$16,875	108	3.89	\$18,097	190	4.03	\$21,235
Spring Valley	52	3.29	\$17,093	68	2.96	\$15,961	71	2.89	\$15,162	112	2.96	\$15,686	188	3.37	\$19,729
Summerlin	96	4.96	\$18,639	156	4.90	\$20,230	212	4.10	\$19,216	327	5.20	\$23,686	452	4.94	\$25,878
Sunrise	310	4.70	\$18,460	368	4.41	\$18,880	454	4.21	\$20,307	376	4.40	\$21,723	607	4.97	\$23,594
UMC	452	3.76	\$17,854	432	3.75	\$18,551	425	3.81	\$20,314	457	3.51	\$22,615	468	3.43	\$23,248
Valley	259	4.36	\$18,285	258	4.49	\$21,212	231	3.68	\$18,282	277	4.78	\$23,843	396	4.12	\$23,376
TOTAL	1,526	4.02	\$17,360	1,675	3.99	\$18,286	1,886	3.76	\$19,205	2,285	3.94	\$21,466	3,233	4.07	\$23,133
WASHOE															
Carson Tahoe	27	2.70	\$16,527	39	2.74	\$17,451	19	2.89	\$21,980	37	2.70	\$24,850	59	3.05	\$26,665
Northern Nevada	0	0.00	\$0	0	0.00	\$0	0	0.00	\$0	0	0.00	\$0	0	0.00	\$0
Renown Regional	144	5.10	\$17,873	232	5.28	\$19,243	269	5.32	\$19,893	331	5.66	\$19,875	372	5.91	\$19,584
Renown S. Meadows	0	0.00	\$0	0	0.00	\$0	0	0.00	\$0	0	0.00	\$0	0	0.00	\$0
Saint Mary's	113	4.23	\$20,376	107	6.08	\$22,650	131	5.60	\$21,571	161	4.99	\$22,692	223	5.40	\$28,409
Sierra Surgery	0	0.00	\$0	0	0.00	\$0	0	0.00	\$0	0	0.00	\$0	0	0.00	\$0
TOTAL	284	4.53	\$18,741	378	5.25	\$20,023	419	5.29	\$20,512	529	5.25	\$21,080	654	5.48	\$23,231
RURAL															
Battle Mountain	0	0.00	\$0	0	0.00	\$0	0	0.00	\$0	0	0.00	\$0	0	0.00	\$0
Boulder City	0	0.00	\$0	0	0.00	\$0	0	0.00	\$0	0	0.00	\$0	0	0.00	\$0
Carson Valley	0	0.00	\$0	0	0.00	\$0	0	0.00	\$0	0	0.00	\$0	0	0.00	\$0
Churchill	13	2.54	\$12,638	28	2.46	\$12,791	23	2.52	\$13,221	25	2.04	\$12,458	24	2.50	\$15,642
Desert View	0	0.00	\$0	0	0.00	\$0	0	0.00	\$0	0	0.00	\$0	3	2.33	\$12,611
Grover C. Dils	0	0.00	\$0	0	0.00	\$0	0	0.00	\$0	0	0.00	\$0	0	0.00	\$0
Humboldt	5	5.80	\$8,524	4	3.75	\$6,859	0	0.00	\$0	0	0.00	\$0	9	3.11	\$14,665
Incline Village	0	0.00	\$0	0	0.00	\$0	0	0.00	\$0	0	0.00	\$0	0	0.00	\$0
Mesa View	0	0.00	\$0	13	2.85	\$10,691	18	2.61	\$13,139	21	2.76	\$11,534	34	3.00	\$15,175
Mount Grant	0	0.00	\$0	0	0.00	\$0	0	0.00	\$0	0	0.00	\$0	0	0.00	\$0
Northeastern	35	2.74	\$10,553	15	2.80	\$13,079	33	2.70	\$10,630	44	2.48	\$10,960	36	2.53	\$13,364
Nye	0	0.00	\$0	0	0.00	\$0	0	0.00	\$0	0	0.00	\$0	0	0.00	\$0
Pershing	0	0.00	\$0	0	0.00	\$0	0	0.00	\$0	0	0.00	\$0	0	0.00	\$0
South Lyon	0	0.00	\$0	0	0.00	\$0	0	0.00	\$0	0	0.00	\$0	0	0.00	\$0
William Bee Ririe	2	3.50	\$12,107	0	0.00	\$0	1	1.00	\$19,702	0	0.00	\$0	1	4.00	\$20,031
TOTAL	55	3.00	\$10,918	60	2.72	\$12,013	75	2.60	\$12,148	90	2.42	\$11,510	107	2.73	\$14,601
ALL COUNTIES	1,865	4.07	\$17,380	2,113	4.18	\$18,418	2,380	4.00	\$19,213	2,904	4.13	\$21,088	3,994	4.27	\$22,921

CESAREAN SECTION WITHOUT COMPLICATIONS

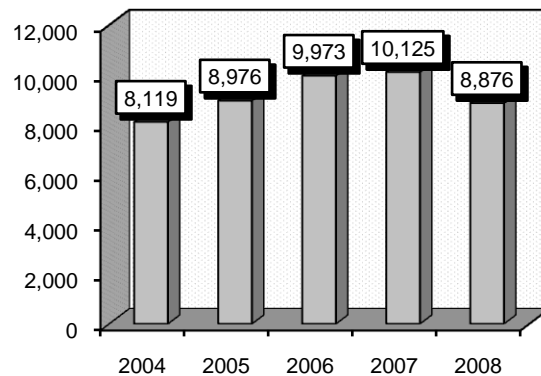
Associated Procedures: Procedures that frequently accompanied cesarean section without complications were: 1) Bilateral tubal division (6632), 2) Medical induction of labor (734), 3) Bilateral tubal destruction (6639), 4) Vacuum extraction delivery (7279), 5) Peritoneal adhesiolysis (5459).

Definitions: **Antepartum:** Begins with conception and ends with the onset of labor. **Cesarean:** A surgical procedure in delivering the baby. Also called a C-section. An Epidural is given to block the pain, and an incision is made in the very low part of the woman's abdomen. The baby is removed through this incision after which it is sutured. **Fallopian tube:** One of a pair of ducts, one opening at one end into the uterus and the other end into the peritoneal cavity over the ovary. **Peritoneal:** A membrane that lines the wall of the abdominal cavity. **Adhesiolysis:** The treatment for the removal of scarlike tissue that forms between two surfaces within the body.

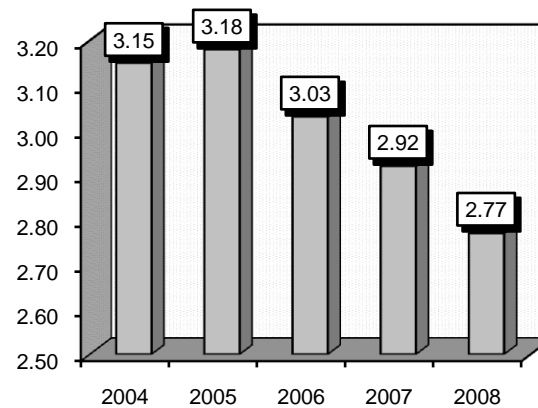
Comments: Common diagnoses associated with this procedure (listed in order of frequency) were: Mother had a previous cesarean delivery (65421), abnormality in fetal heart rate or rhythm (65971), sterilization (V252), cord entanglement (66331), elderly with previous pregnancy (65961), early onset delivery (64421), breach delivery (65221).

	2004			2005			2006			2007			2008		
Gender	Cases	Avg LOS	Avg Bill	Cases	Avg LOS	Avg Bill	Cases	Avg LOS	Avg Bill	Cases	Avg LOS	Avg Bill	Cases	Avg LOS	Avg Bill
Male	0	0.00	\$0	0	0.00	\$0	0	0.00	\$0	0	0.00	\$0	0	0.00	\$0
Female	8,119	3.15	\$12,382	8,976	3.18	\$13,619	9,973	3.03	\$13,904	10,125	2.92	\$14,963	8,876	2.77	\$15,958
Age Group	Cases	Avg LOS	Avg Bill	Cases	Avg LOS	Avg Bill	Cases	Avg LOS	Avg Bill	Cases	Avg LOS	Avg Bill	Cases	Avg LOS	Avg Bill
Ages 0-17	161	3.32	\$13,585	187	3.41	\$14,687	194	3.10	\$14,404	219	3.27	\$15,944	176	2.90	\$17,204
Ages 18-35	6,812	3.12	\$12,260	7,487	3.11	\$13,512	8,404	3.00	\$13,814	8,528	2.89	\$14,909	7,477	2.76	\$15,900
Ages 36-49	1,145	3.36	\$12,940	1,298	3.48	\$14,110	1,374	3.17	\$14,385	1,376	3.05	\$15,138	1,222	2.79	\$16,143
Ages 50-64	1	2.00	\$11,523	2	16.50	\$6,810	1	3.00	\$13,128	1	4.00	\$12,991	1	2.00	\$10,840
Ages 65+	0	0.00	\$0	2	30.00	\$1,091	0	0.00	\$0	1	2.00	\$19,300	0	0.00	\$0
TOTAL	8,119	3.15	\$12,382	8,976	3.18	\$13,619	9,973	3.03	\$13,904	10,125	2.92	\$14,963	8,876	2.77	\$15,958

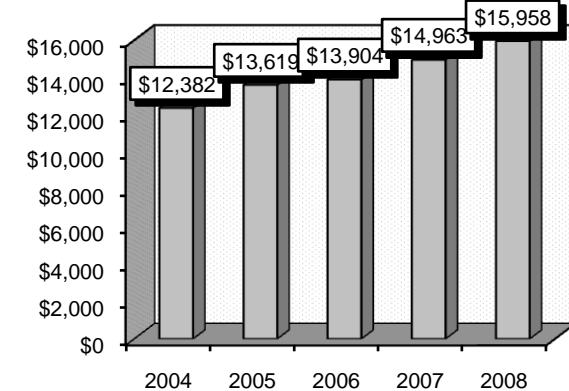
Patient Discharges



Average Length of Stay



Average Billed Charges



County / Hospital	2004			2005			2006			2007			2008		
	Cases	Avg LOS	Avg Bill	Cases	Avg LOS	Avg Bill	Cases	Avg LOS	Avg Bill	Cases	Avg LOS	Avg Bill	Cases	Avg LOS	Avg Bill
CLARK															
Centennial Hills	0	0.00	\$0	0	0.00	\$0	0	0.00	\$0	0	0.00	\$0	116	2.58	\$15,467
Desert Springs	0	0.00	\$0	0	0.00	\$0	0	0.00	\$0	0	0.00	\$0	0	0.00	\$0
Mountain View	716	2.82	\$11,068	788	2.76	\$10,981	838	2.62	\$10,404	638	2.79	\$12,121	494	2.74	\$13,343
North Vista	219	2.55	\$13,680	258	2.71	\$12,038	363	2.44	\$12,642	378	2.51	\$19,659	271	2.48	\$23,446
St. Rose-Rose de Lima	182	2.79	\$11,661	190	2.72	\$12,488	190	2.51	\$13,338	269	2.60	\$15,856	264	2.82	\$18,914
St. Rose-San Martin	0	0.00	\$0	0	0.00	\$0	8	2.75	\$15,181	116	2.59	\$15,538	150	2.68	\$17,462
St. Rose-Siena	791	3.01	\$11,353	806	2.90	\$12,679	848	2.73	\$13,138	832	2.65	\$14,409	819	2.74	\$17,263
Southern Hills	71	2.70	\$9,057	164	2.91	\$10,897	253	2.96	\$12,959	330	3.14	\$14,509	312	2.74	\$16,065
Spring Valley	346	2.76	\$12,368	571	2.78	\$13,541	644	2.68	\$13,337	740	2.61	\$13,715	586	2.50	\$15,653
Summerlin	725	3.65	\$13,322	801	3.58	\$14,239	968	3.44	\$14,813	1,183	3.16	\$15,690	905	2.89	\$16,997
Sunrise	1,440	3.08	\$11,037	1,417	3.10	\$12,918	1,677	3.09	\$13,564	1,439	2.99	\$13,726	1,314	2.88	\$14,713
UMC	758	3.32	\$14,399	855	3.23	\$15,960	884	3.09	\$16,263	827	2.97	\$17,721	850	2.67	\$17,040
Valley	972	3.33	\$12,276	1,096	3.29	\$14,095	1,132	2.87	\$13,541	1,232	2.76	\$14,859	824	2.43	\$14,613
TOTAL	6,220	3.13	\$12,113	6,946	3.08	\$13,342	7,805	2.93	\$13,551	7,984	2.85	\$14,959	6,905	2.71	\$16,208
WASHOE															
Carson Tahoe	193	2.41	\$14,220	237	2.53	\$16,740	225	2.33	\$19,559	253	2.40	\$23,130	239	2.38	\$23,113
Northern Nevada	0	0.00	\$0	0	0.00	\$0	0	0.00	\$0	0	0.00	\$0	0	0.00	\$0
Renown Regional	939	3.54	\$11,749	927	3.89	\$14,013	1,063	3.66	\$14,650	1,003	3.54	\$13,204	874	3.35	\$12,622
Renown S. Meadows	0	0.00	\$0	0	0.00	\$0	0	0.00	\$0	0	0.00	\$0	0	0.00	\$0
Saint Mary's	494	3.46	\$17,685	524	3.93	\$17,322	519	3.98	\$17,608	547	3.35	\$17,212	482	3.10	\$17,654
Sierra Surgery	0	0.00	\$0	0	0.00	\$0	0	0.00	\$0	0	0.00	\$0	0	0.00	\$0
TOTAL	1,626	3.38	\$13,845	1,688	3.71	\$15,423	1,807	3.59	\$16,111	1,803	3.32	\$15,813	1,595	3.13	\$15,714
RURAL															
Battle Mountain	0	0.00	\$0	0	0.00	\$0	0	0.00	\$0	0	0.00	\$0	0	0.00	\$0
Boulder City	0	0.00	\$0	0	0.00	\$0	0	0.00	\$0	0	0.00	\$0	0	0.00	\$0
Carson Valley	0	0.00	\$0	0	0.00	\$0	0	0.00	\$0	0	0.00	\$0	0	0.00	\$0
Churchill	102	2.28	\$11,170	126	2.22	\$11,404	146	2.23	\$11,240	116	2.15	\$11,484	109	2.16	\$13,621
Desert View	0	0.00	\$0	0	0.00	\$0	0	0.00	\$0	0	0.00	\$0	12	2.58	\$13,493
Grover C. Dils	0	0.00	\$0	0	0.00	\$0	0	0.00	\$0	0	0.00	\$0	0	0.00	\$0
Humboldt	29	2.93	\$5,424	9	2.89	\$5,278	0	0.00	\$0	0	0.00	\$0	23	3.17	\$13,824
Incline Village	0	0.00	\$0	0	0.00	\$0	0	0.00	\$0	0	0.00	\$0	0	0.00	\$0
Mesa View	0	0.00	\$0	27	2.70	\$9,797	40	2.75	\$11,282	32	2.50	\$9,275	45	2.49	\$11,126
Mount Grant	0	0.00	\$0	0	0.00	\$0	0	0.00	\$0	0	0.00	\$0	0	0.00	\$0
Northeastern	133	2.42	\$9,449	166	2.43	\$9,808	162	2.34	\$9,565	180	2.25	\$9,996	167	2.28	\$11,522
Nye	0	0.00	\$0	0	0.00	\$0	0	0.00	\$0	0	0.00	\$0	0	0.00	\$0
Pershing	0	0.00	\$0	0	0.00	\$0	0	0.00	\$0	0	0.00	\$0	0	0.00	\$0
South Lyon	0	0.00	\$0	0	0.00	\$0	0	0.00	\$0	0	0.00	\$0	0	0.00	\$0
William Bee Ririe	9	3.22	\$13,400	14	3.07	\$11,271	13	3.15	\$11,154	10	2.80	\$13,108	20	2.95	\$13,810
TOTAL	273	2.45	\$9,795	342	2.42	\$10,336	361	2.37	\$10,490	338	2.25	\$10,530	376	2.37	\$12,409
ALL COUNTIES	8,119	3.15	\$12,382	8,976	3.18	\$13,619	9,973	3.03	\$13,904	10,125	2.92	\$14,963	8,876	2.77	\$15,958

VAGINAL DELIVERY WITH COMPLICATING DIAGNOSES

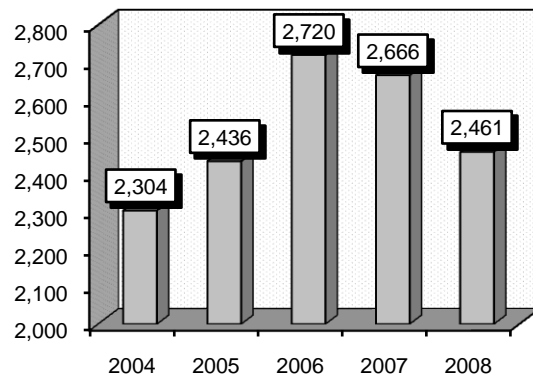
Associated Procedures: Procedures that frequently accompanied vaginal delivery with complications were: 1) Repair of obstetric laceration (7569), 2) Medical induction of labor (734), 3) Artificial rupture of membranes (7309), 4) Episiotomy (736), 5) Manual removal of placenta (754).

Definitions: Antepartum: Begins with conception and ends with the onset of labor. **Vaginal delivery:** The birth of a fetus through the vagina. **Laceration:** The medical word for cut or tear of the skin or tissue. **Episiotomy:** A small incision of the perineum made to enlarge the vaginal opening. **Perineum:** The muscle and tissue between the vagina and the rectum.

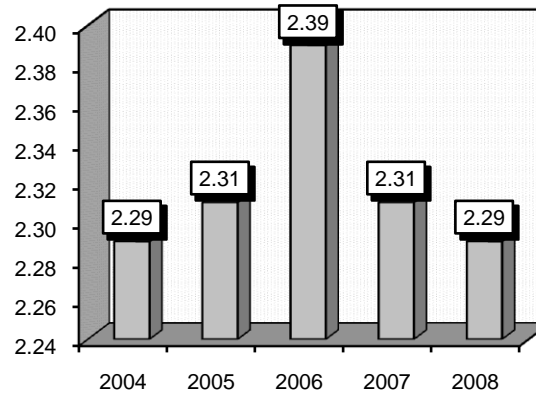
Comments: Common diagnoses associated with this procedure (listed in order of frequency) were: Perineal laceration, rupture, or tear in involving: fourchette, hymen, labia, skin, vagina, vulva, pelvic floor, perineal muscles, vaginal muscles, (66401, 4, 11), cord entanglement (66331), abnormality in fetal heart rate or rhythm (6597), other specified infectious and parasitic diseases (6478), early onset delivery (64221).

Gender	2004			2005			2006			2007			2008		
	Cases	Avg LOS	Avg Bill	Cases	Avg LOS	Avg Bill	Cases	Avg LOS	Avg Bill	Cases	Avg LOS	Avg Bill	Cases	Avg LOS	Avg Bill
Male	0	0.00	\$0	0	0.00	\$0	0	0.00	\$0	0	0.00	\$0	0	0.00	\$0
Female	2,304	2.29	\$8,442	2,436	2.31	\$9,032	2,720	2.39	\$9,711	2,666	2.31	\$11,043	2,461	2.29	\$12,087
Age Group	Cases	Avg LOS	Avg Bill	Cases	Avg LOS	Avg Bill	Cases	Avg LOS	Avg Bill	Cases	Avg LOS	Avg Bill	Cases	Avg LOS	Avg Bill
Ages 0-17	110	2.31	\$8,417	117	2.05	\$8,162	133	2.26	\$8,587	138	2.72	\$13,389	138	2.49	\$12,300
Ages 18-35	1,980	2.19	\$8,189	2,070	2.30	\$9,063	2,300	2.39	\$9,729	2,248	2.24	\$10,753	2,044	2.29	\$12,084
Ages 36-49	214	3.15	\$10,801	246	2.34	\$9,017	287	2.43	\$10,087	280	2.72	\$12,207	279	2.19	\$12,005
Ages 50-64	0	0.00	\$0	3	11.67	\$22,361	0	0.00	\$0	0	0.00	\$0	0	0.00	\$0
Ages 65+	0	0.00	\$0	0	0.00	\$0	0	0.00	\$0	0	0.00	\$0	0	0.00	\$0
TOTAL	2,304	2.29	\$8,442	2,436	2.31	\$9,032	2,720	2.39	\$9,711	2,666	2.31	\$11,043	2,461	2.29	\$12,087

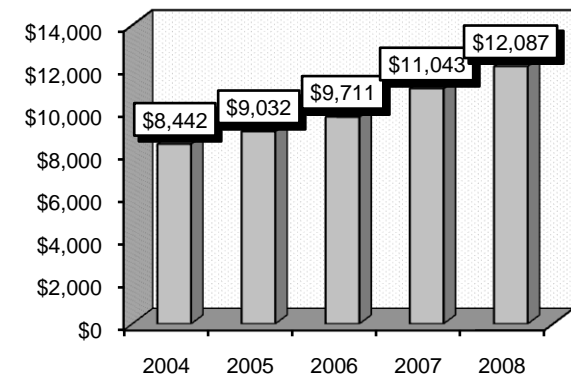
Patient Discharges



Average Length of Stay



Average Billed Charges



County / Hospital	2004			2005			2006			2007			2008		
	Cases	Avg LOS	Avg Bill	Cases	Avg LOS	Avg Bill	Cases	Avg LOS	Avg Bill	Cases	Avg LOS	Avg Bill	Cases	Avg LOS	Avg Bill
CLARK															
Centennial Hills	0	0.00	\$0	0	0.00	\$0	0	0.00	\$0	0	0.00	\$0	22	1.91	\$9,299
Desert Springs	0	0.00	\$0	0	0.00	\$0	0	0.00	\$0	0	0.00	\$0	0	0.00	\$0
Mountain View	144	2.12	\$8,237	122	1.87	\$7,726	131	1.89	\$7,038	94	1.91	\$7,720	110	2.16	\$9,667
North Vista	38	1.76	\$9,076	65	1.94	\$8,498	104	2.10	\$11,320	109	2.06	\$15,989	129	2.01	\$16,064
St. Rose-Rose de Lima	62	2.03	\$10,071	59	2.02	\$11,290	81	1.89	\$11,641	114	1.77	\$13,756	102	2.67	\$16,633
St. Rose-San Martin	0	0.00	\$0	0	0.00	\$0	1	1.00	\$10,757	24	1.96	\$14,719	60	2.42	\$17,494
St. Rose-Siena	156	2.19	\$9,884	158	2.09	\$10,834	169	2.05	\$11,196	164	2.09	\$13,786	177	2.55	\$17,360
Southern Hills	29	2.17	\$7,478	56	2.23	\$7,716	53	2.40	\$10,148	75	2.69	\$11,645	82	2.83	\$13,513
Spring Valley	47	2.09	\$9,317	74	2.01	\$10,565	122	2.05	\$9,716	151	2.17	\$10,217	90	2.22	\$12,633
Summerlin	136	2.86	\$11,089	168	2.88	\$13,126	175	2.48	\$11,370	193	2.84	\$14,396	187	2.83	\$15,152
Sunrise	256	2.49	\$8,847	209	2.11	\$8,336	278	2.83	\$11,642	211	2.68	\$12,014	205	2.32	\$11,619
UMC	691	2.36	\$7,749	738	2.30	\$8,088	685	2.24	\$8,314	578	2.29	\$10,311	523	2.01	\$9,111
Valley	186	2.15	\$8,353	167	2.24	\$9,679	164	3.06	\$10,843	159	1.92	\$10,561	149	2.36	\$13,177
TOTAL	1,745	2.32	\$8,615	1,816	2.24	\$9,152	1,963	2.34	\$9,866	1,872	2.28	\$11,762	1,836	2.31	\$12,717
WASHOE															
Carson Tahoe	57	1.67	\$6,890	60	1.55	\$7,845	67	1.66	\$9,878	65	1.55	\$10,842	40	1.70	\$11,030
Northern Nevada	0	0.00	\$0	0	0.00	\$0	0	0.00	\$0	0	0.00	\$0	0	0.00	\$0
Renown Regional	264	2.32	\$7,661	337	2.75	\$8,229	437	2.62	\$7,996	450	2.69	\$8,168	276	2.43	\$8,278
Renown S. Meadows	0	0.00	\$0	0	0.00	\$0	0	0.00	\$0	0	0.00	\$0	0	0.00	\$0
Saint Mary's	150	2.37	\$10,138	158	2.58	\$10,664	189	2.71	\$12,413	205	2.27	\$12,368	230	2.23	\$13,369
Sierra Surgery	0	0.00	\$0	0	0.00	\$0	0	0.00	\$0	0	0.00	\$0	0	0.00	\$0
TOTAL	471	2.25	\$8,357	555	2.57	\$8,881	693	2.55	\$9,383	720	2.47	\$9,605	546	2.29	\$10,624
RURAL															
Battle Mountain	0	0.00	\$0	0	0.00	\$0	0	0.00	\$0	0	0.00	\$0	0	0.00	\$0
Boulder City	0	0.00	\$0	0	0.00	\$0	0	0.00	\$0	0	0.00	\$0	0	0.00	\$0
Carson Valley	0	0.00	\$0	0	0.00	\$0	0	0.00	\$0	0	0.00	\$0	0	0.00	\$0
Churchill	18	1.33	\$5,193	13	1.31	\$4,440	12	1.58	\$5,986	29	1.38	\$4,691	10	1.20	\$5,016
Desert View	0	0.00	\$0	0	0.00	\$0	0	0.00	\$0	0	0.00	\$0	2	3.00	\$9,253
Grover C. Dils	0	0.00	\$0	0	0.00	\$0	0	0.00	\$0	0	0.00	\$0	0	0.00	\$0
Humboldt	26	1.77	\$3,073	5	1.60	\$4,628	0	0.00	\$0	0	0.00	\$0	16	1.50	\$4,493
Incline Village	0	0.00	\$0	0	0.00	\$0	0	0.00	\$0	0	0.00	\$0	0	0.00	\$0
Mesa View	0	0.00	\$0	15	2.27	\$8,411	16	2.13	\$8,557	12	2.00	\$5,791	22	1.77	\$6,518
Mount Grant	0	0.00	\$0	1	2.00	\$6,626	0	0.00	\$0	0	0.00	\$0	0	0.00	\$0
Northeastern	41	1.85	\$7,113	28	1.82	\$7,882	33	1.85	\$9,155	28	1.86	\$8,928	29	1.86	\$10,833
Nye	0	0.00	\$0	0	0.00	\$0	0	0.00	\$0	2	1.00	\$1,844	0	0.00	\$0
Pershing	0	0.00	\$0	0	0.00	\$0	0	0.00	\$0	0	0.00	\$0	0	0.00	\$0
South Lyon	0	0.00	\$0	0	0.00	\$0	0	0.00	\$0	0	0.00	\$0	0	0.00	\$0
William Bee Ririe	3	2.00	\$5,494	3	2.00	\$5,961	3	2.67	\$11,154	3	3.00	\$15,125	0	0.00	\$0
TOTAL	88	1.73	\$5,471	65	1.82	\$6,957	64	1.91	\$8,505	74	1.72	\$6,818	79	1.71	\$7,571
ALL COUNTIES	2,304	2.29	\$8,442	2,436	2.31	\$9,032	2,720	2.39	\$9,711	2,666	2.31	\$11,043	2,461	2.29	\$12,087

VAGINAL DELIVERY WITHOUT COMPLICATING DIAGNOSES

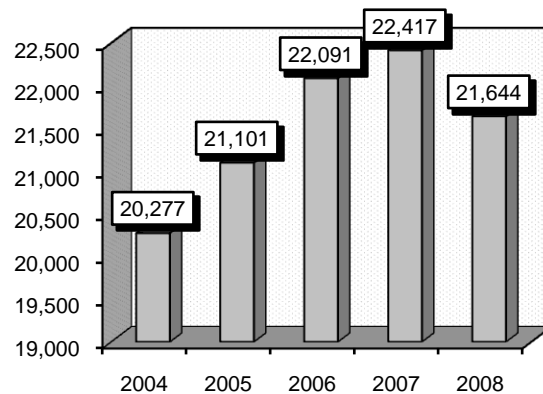
Associated Procedures: Procedures that frequently accompanied vaginal delivery without complicating diagnoses were: 1) Repair of obstetric lacerations (7569), 2) Medical induction of labor (734), 3) Artificial rupture of membranes (7309), 4) Episiotomy (736), 5) Vacuum extraction delivery (7279).

Definitions: **Antepartum:** Begins with conception and ends with the onset of labor. **Vaginal delivery:** The birth of a fetus through the vagina. **Laceration:** The medical word for cut or tear of the skin or tissue. **Episiotomy:** A small incision of the perineum made to enlarge the vaginal opening. **Perineum:** The muscle and tissue between the vagina and the rectum.

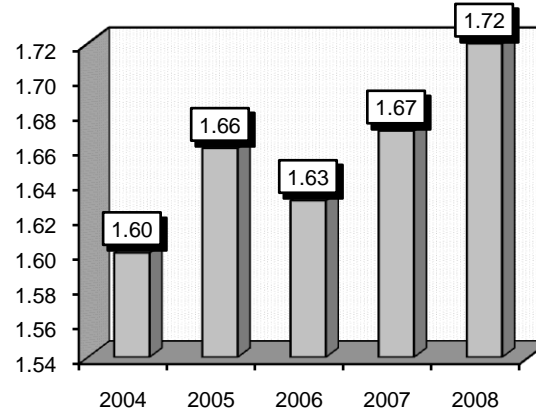
Comments: Diagnoses included in this procedure include, but are not limited to, normal delivery, drug dependence -delivered, twin pregnancy-delivered, premature rupture of membranes-delivered, breech presentation-delivered, maternal stress-delivered, and cord prolapse-delivered. Common diagnoses associated with this DRG (listed in order of frequency) are: Perineal laceration, rupture, or tear involving: fourchette, hymen, labia, skin, vagina, vulva, pelvic floor, perineal muscles, vaginal muscles, (66401, 4, 11), cord entanglement (66331), pregnancy over 40 completed weeks to 42 completed weeks gestation (6451).

Gender	2004			2005			2006			2007			2008		
	Cases	Avg LOS	Avg Bill	Cases	Avg LOS	Avg Bill	Cases	Avg LOS	Avg Bill	Cases	Avg LOS	Avg Bill	Cases	Avg LOS	Avg Bill
Male	0	0.00	\$0	0	0.00	\$0	0	0.00	\$0	0	0.00	\$0	0	0.00	\$0
Female	20,277	1.60	\$6,200	21,101	1.66	\$6,728	22,091	1.63	\$7,065	22,417	1.67	\$8,264	21,644	1.72	\$9,341
Age Group	Cases	Avg LOS	Avg Bill	Cases	Avg LOS	Avg Bill	Cases	Avg LOS	Avg Bill	Cases	Avg LOS	Avg Bill	Cases	Avg LOS	Avg Bill
Ages 0-17	924	1.64	\$6,102	972	1.83	\$6,853	1,016	1.74	\$7,299	1,050	1.86	\$8,652	1,037	1.83	\$9,386
Ages 18-35	17,890	1.60	\$6,196	18,565	1.64	\$6,694	19,421	1.62	\$7,034	19,701	1.66	\$8,233	18,929	1.71	\$9,304
Ages 36-49	1,461	1.64	\$6,294	1,553	1.75	\$7,000	1,653	1.68	\$7,278	1,666	1.68	\$8,375	1,678	1.76	\$9,725
Ages 50-64	1	2.00	\$15,283	5	13.60	\$17,319	1	1.00	\$24,208	0	0.00	\$0	0	0.00	\$0
Ages 65+	1	2.00	\$13,008	6	7.50	\$12,463	0	0.00	\$0	0	0.00	\$0	0	0.00	\$0
TOTAL	20,277	1.60	\$6,200	21,101	1.66	\$6,728	22,091	1.63	\$7,065	22,417	1.67	\$8,264	21,644	1.72	\$9,341

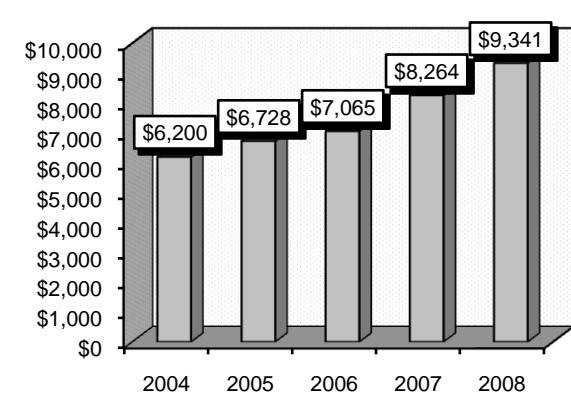
Patient Discharges



Average Length of Stay



Average Billed Charges



County / Hospital	2004			2005			2006			2007			2008		
	Cases	Avg LOS	Avg Bill	Cases	Avg LOS	Avg Bill	Cases	Avg LOS	Avg Bill	Cases	Avg LOS	Avg Bill	Cases	Avg LOS	Avg Bill
CLARK															
Centennial Hills	0	0.00	\$0	0	0.00	\$0	0	0.00	\$0	0	0.00	\$0	274	1.77	\$8,458
Desert Springs	0	0.00	\$0	0	0.00	\$0	0	0.00	\$0	0	0.00	\$0	0	0.00	\$0
Mountain View	1,651	1.60	\$6,015	1,754	1.59	\$6,104	1,739	1.56	\$5,636	1,411	1.67	\$6,578	1,338	1.74	\$7,419
North Vista	981	1.31	\$7,438	1,046	1.46	\$6,986	1,461	1.37	\$7,366	1,385	1.44	\$10,226	1,097	1.45	\$12,794
St. Rose-Rose de Lima	603	1.67	\$8,457	584	1.62	\$8,818	673	1.63	\$9,843	791	1.67	\$12,456	763	1.82	\$14,568
St. Rose-San Martin	0	0.00	\$0	0	0.00	\$0	13	1.85	\$8,194	315	1.73	\$12,513	390	1.82	\$14,069
St. Rose-Siena	1,535	1.75	\$7,967	1,528	1.74	\$8,928	1,526	1.71	\$9,805	1,589	1.65	\$11,472	1,613	1.82	\$13,283
Southern Hills	178	1.70	\$5,670	345	1.89	\$6,294	506	2.01	\$7,641	633	2.04	\$8,380	672	1.89	\$9,582
Spring Valley	596	1.64	\$7,405	866	1.71	\$8,335	1,046	1.66	\$8,350	1,099	1.66	\$8,243	953	1.74	\$10,142
Summerlin	1,292	1.88	\$7,560	1,508	1.95	\$8,328	1,595	1.83	\$8,354	1,961	1.79	\$9,194	1,761	1.81	\$11,066
Sunrise	2,704	1.60	\$5,273	2,475	1.69	\$5,827	2,853	1.70	\$6,558	2,345	1.75	\$7,288	2,484	1.80	\$8,281
UMC	3,567	1.50	\$5,009	3,758	1.62	\$5,680	3,109	1.56	\$5,608	3,102	1.64	\$6,726	2,899	1.64	\$6,803
Valley	1,811	1.53	\$6,236	1,802	1.61	\$7,766	1,805	1.51	\$7,685	2,159	1.51	\$8,119	1,826	1.54	\$9,165
TOTAL	14,918	1.60	\$6,245	15,666	1.67	\$6,927	16,326	1.62	\$7,240	16,790	1.66	\$8,538	16,070	1.72	\$9,765
WASHOE															
Carson Tahoe	523	1.35	\$5,996	582	1.34	\$6,867	661	1.35	\$8,561	618	1.39	\$9,800	618	1.46	\$9,922
Northern Nevada	0	0.00	\$0	0	0.00	\$0	0	0.00	\$0	0	0.00	\$0	0	0.00	\$0
Renown Regional	2,799	1.70	\$5,796	2,880	1.73	\$5,587	3,027	1.72	\$5,173	2,877	1.82	\$6,089	2,659	1.89	\$6,714
Renown S. Meadows	0	0.00	\$0	0	0.00	\$0	0	0.00	\$0	0	0.00	\$0	0	0.00	\$0
Saint Mary's	1,314	1.67	\$7,224	1,219	1.62	\$7,414	1,277	1.64	\$9,082	1,300	1.66	\$9,957	1,313	1.71	\$11,040
Sierra Surgery	0	0.00	\$0	0	0.00	\$0	0	0.00	\$0	0	0.00	\$0	0	0.00	\$0
TOTAL	4,636	1.65	\$6,223	4,681	1.65	\$6,222	4,965	1.65	\$6,630	4,795	1.72	\$7,616	4,590	1.78	\$8,383
RURAL															
Battle Mountain	0	0.00	\$0	0	0.00	\$0	0	0.00	\$0	0	0.00	\$0	0	0.00	\$0
Boulder City	0	0.00	\$0	0	0.00	\$0	0	0.00	\$0	0	0.00	\$0	0	0.00	\$0
Carson Valley	0	0.00	\$0	0	0.00	\$0	0	0.00	\$0	0	0.00	\$0	0	0.00	\$0
Churchill	230	1.34	\$4,033	246	1.35	\$4,596	251	1.33	\$4,560	228	1.30	\$4,737	260	1.25	\$4,832
Desert View	0	0.00	\$0	0	0.00	\$0	0	0.00	\$0	0	0.00	\$0	37	1.59	\$6,933
Grover C. Dils	0	0.00	\$0	0	0.00	\$0	0	0.00	\$0	0	0.00	\$0	0	0.00	\$0
Humboldt	92	1.33	\$2,578	23	1.39	\$2,995	4	1.50	\$2,579	3	1.33	\$2,924	92	1.22	\$3,594
Incline Village	0	0.00	\$0	0	0.00	\$0	0	0.00	\$0	0	0.00	\$0	0	0.00	\$0
Mesa View	0	0.00	\$0	80	1.52	\$4,927	113	1.62	\$6,419	133	1.48	\$4,845	111	1.50	\$5,267
Mount Grant	1	1.00	\$1,714	0	0.00	\$0	0	0.00	\$0	0	0.00	\$0	0	0.00	\$0
Northeastern	361	1.61	\$6,520	350	1.50	\$7,025	383	1.56	\$7,364	405	1.52	\$7,964	425	1.53	\$9,334
Nye	0	0.00	\$0	1	1.00	\$3,741	2	1.00	\$2,653	0	0.00	\$0	2	1.00	\$4,620
Pershing	0	0.00	\$0	1	1.00	\$2,103	0	0.00	\$0	0	0.00	\$0	0	0.00	\$0
South Lyon	0	0.00	\$0	0	0.00	\$0	0	0.00	\$0	1	1.00	\$2,323	0	0.00	\$0
William Bee Ririe	39	1.82	\$4,486	53	1.85	\$5,017	47	2.00	\$5,579	62	1.97	\$6,766	57	1.82	\$6,306
TOTAL	723	1.50	\$5,111	754	1.47	\$5,735	800	1.52	\$6,210	832	1.49	\$6,467	984	1.44	\$6,874
ALL COUNTIES	20,277	1.60	\$6,200	21,101	1.66	\$6,728	22,091	1.63	\$7,065	22,417	1.67	\$8,264	21,644	1.72	\$9,341

FALSE LABOR

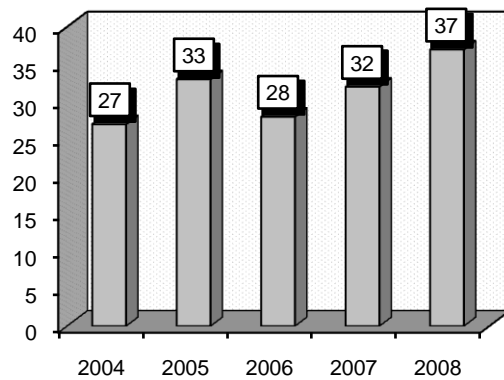
Associated Diagnoses: Diagnoses that frequently accompanied false labor were: There were no frequent diagnoses that accompanied false labor.

Definitions: False labor: Regular or irregular contractions of the uterus with no changes in the cervix. The experience of contractions that do not open or thin the cervix. Compared to true labor, false labor contractions may occur irregularly and do not get closer together. False labor contractions may stop when you walk or change position.

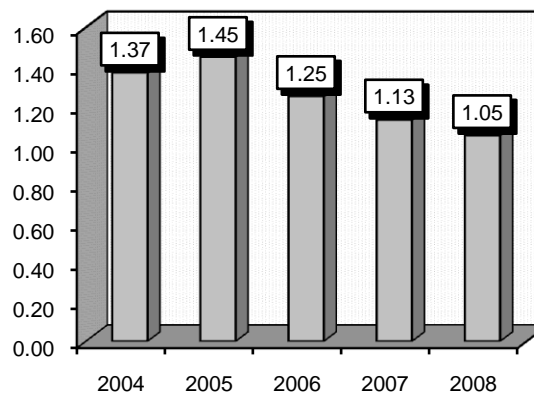
Comments: Procedures related to false labor are: Fetal monitoring (7534) and diagnostic amniocentesis (751).

	2004			2005			2006			2007			2008		
Gender	Cases	Avg LOS	Avg Bill	Cases	Avg LOS	Avg Bill	Cases	Avg LOS	Avg Bill	Cases	Avg LOS	Avg Bill	Cases	Avg LOS	Avg Bill
Male	0	0.00	\$0	0	0.00	\$0	0	0.00	\$0	0	0.00	\$0	0	0.00	\$0
Female	27	1.37	\$3,968	33	1.45	\$3,914	28	1.25	\$3,787	32	1.13	\$3,278	37	1.05	\$3,466
Age Group	Cases	Avg LOS	Avg Bill	Cases	Avg LOS	Avg Bill	Cases	Avg LOS	Avg Bill	Cases	Avg LOS	Avg Bill	Cases	Avg LOS	Avg Bill
Ages 0-17	3	1.33	\$2,949	0	0.00	\$0	0	0.00	\$0	1	1.00	\$3,137	2	1.00	\$4,185
Ages 18-35	22	1.41	\$4,310	32	1.47	\$3,944	25	1.00	\$2,736	28	1.07	\$2,907	31	1.06	\$3,493
Ages 36-49	2	1.00	\$1,735	1	1.00	\$2,962	3	3.33	\$12,539	3	1.67	\$6,795	4	1.00	\$2,891
Ages 50-64	0	0.00	\$0	0	0.00	\$0	0	0.00	\$0	0	0.00	\$0	0	0.00	\$0
Ages 65+	0	0.00	\$0	0	0.00	\$0	0	0.00	\$0	0	0.00	\$0	0	0.00	\$0
TOTAL	27	1.37	\$3,968	33	1.45	\$3,914	28	1.25	\$3,787	32	1.13	\$3,278	37	1.05	\$3,466

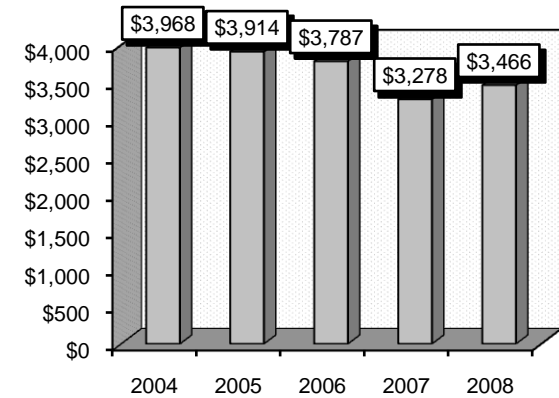
Patient Discharges



Average Length of Stay



Average Billed Charges



County / Hospital	2004			2005			2006			2007			2008		
	Cases	Avg LOS	Avg Bill	Cases	Avg LOS	Avg Bill	Cases	Avg LOS	Avg Bill	Cases	Avg LOS	Avg Bill	Cases	Avg LOS	Avg Bill
CLARK															
Centennial Hills	0	0.00	\$0	0	0.00	\$0	0	0.00	\$0	0	0.00	\$0	0	0.00	\$0
Desert Springs	0	0.00	\$0	0	0.00	\$0	0	0.00	\$0	0	0.00	\$0	0	0.00	\$0
Mountain View	0	0.00	\$0	2	1.00	\$2,086	2	1.00	\$1,653	2	1.00	\$2,216	1	1.00	\$2,674
North Vista	2	1.00	\$2,162	8	1.13	\$1,742	5	1.00	\$3,047	1	1.00	\$2,544	4	1.25	\$4,205
St. Rose-Rose de Lima	1	1.00	\$1,113	2	1.00	\$3,869	3	1.00	\$4,682	3	1.00	\$1,857	1	1.00	\$1,925
St. Rose-San Martin	0	0.00	\$0	0	0.00	\$0	0	0.00	\$0	1	1.00	\$5,835	2	1.00	\$3,827
St. Rose-Siena	2	1.50	\$6,678	4	1.00	\$3,233	3	1.00	\$2,056	1	1.00	\$2,420	4	1.00	\$5,595
Southern Hills	1	1.00	\$1,572	0	0.00	\$0	1	5.00	\$11,900	2	1.00	\$3,758	1	1.00	\$3,921
Spring Valley	1	1.00	\$2,497	3	1.00	\$2,091	1	1.00	\$1,781	3	1.00	\$7,713	0	0.00	\$0
Summerlin	1	2.00	\$8,818	2	1.00	\$2,422	1	1.00	\$4,268	3	2.33	\$5,848	3	1.00	\$3,208
Sunrise	7	1.00	\$2,196	3	1.00	\$2,638	4	1.00	\$2,534	2	1.00	\$3,229	8	1.00	\$3,907
UMC	6	1.33	\$4,233	2	1.00	\$5,036	0	0.00	\$0	2	1.00	\$3,811	3	1.00	\$3,292
Valley	0	0.00	\$0	1	1.00	\$2,709	0	0.00	\$0	3	1.00	\$2,158	2	1.00	\$2,631
TOTAL	21	1.19	\$3,450	27	1.04	\$2,614	20	1.20	\$3,342	23	1.17	\$3,893	29	1.03	\$3,841
WASHOE															
Carson Tahoe	0	0.00	\$0	0	0.00	\$0	0	0.00	\$0	0	0.00	\$0	0	0.00	\$0
Northern Nevada	0	0.00	\$0	0	0.00	\$0	0	0.00	\$0	0	0.00	\$0	0	0.00	\$0
Renown Regional	4	2.50	\$7,784	2	1.00	\$1,512	1	1.00	\$1,903	1	1.00	\$2,114	2	1.00	\$1,706
Renown S. Meadows	0	0.00	\$0	0	0.00	\$0	0	0.00	\$0	0	0.00	\$0	0	0.00	\$0
Saint Mary's	1	1.00	\$2,385	1	14.00	\$43,712	2	1.00	\$1,326	1	1.00	\$1,251	2	1.50	\$2,535
Sierra Surgery	0	0.00	\$0	0	0.00	\$0	0	0.00	\$0	0	0.00	\$0	0	0.00	\$0
TOTAL	5	2.20	\$6,704	3	5.33	\$15,579	3	1.00	\$1,518	2	1.00	\$1,682	4	1.25	\$2,120
RURAL															
Battle Mountain	0	0.00	\$0	0	0.00	\$0	0	0.00	\$0	0	0.00	\$0	0	0.00	\$0
Boulder City	0	0.00	\$0	0	0.00	\$0	0	0.00	\$0	0	0.00	\$0	0	0.00	\$0
Carson Valley	0	0.00	\$0	0	0.00	\$0	0	0.00	\$0	0	0.00	\$0	0	0.00	\$0
Churchill	0	0.00	\$0	0	0.00	\$0	1	1.00	\$3,230	0	0.00	\$0	0	0.00	\$0
Desert View	0	0.00	\$0	0	0.00	\$0	0	0.00	\$0	0	0.00	\$0	0	0.00	\$0
Grover C. Dils	0	0.00	\$0	0	0.00	\$0	0	0.00	\$0	0	0.00	\$0	0	0.00	\$0
Humboldt	0	0.00	\$0	0	0.00	\$0	0	0.00	\$0	0	0.00	\$0	0	0.00	\$0
Incline Village	0	0.00	\$0	0	0.00	\$0	0	0.00	\$0	0	0.00	\$0	0	0.00	\$0
Mesa View	0	0.00	\$0	1	1.00	\$2,481	1	1.00	\$3,508	1	1.00	\$2,043	0	0.00	\$0
Mount Grant	0	0.00	\$0	0	0.00	\$0	0	0.00	\$0	0	0.00	\$0	0	0.00	\$0
Northeastern	0	0.00	\$0	1	1.00	\$1,464	2	2.50	\$12,984	2	1.00	\$1,726	0	0.00	\$0
Nye	0	0.00	\$0	0	0.00	\$0	0	0.00	\$0	0	0.00	\$0	0	0.00	\$0
Pershing	0	0.00	\$0	0	0.00	\$0	0	0.00	\$0	0	0.00	\$0	0	0.00	\$0
South Lyon	0	0.00	\$0	0	0.00	\$0	0	0.00	\$0	0	0.00	\$0	0	0.00	\$0
William Bee Ririe	1	1.00	\$1,159	1	2.00	\$7,896	1	1.00	\$1,934	4	1.00	\$1,624	4	1.00	\$2,090
TOTAL	1	1.00	\$1,159	3	1.33	\$3,947	5	1.60	\$6,928	7	1.00	\$1,713	4	1.00	\$2,090
ALL COUNTIES	27	1.37	\$3,968	33	1.45	\$3,914	28	1.25	\$3,787	32	1.13	\$3,278	37	1.05	\$3,466

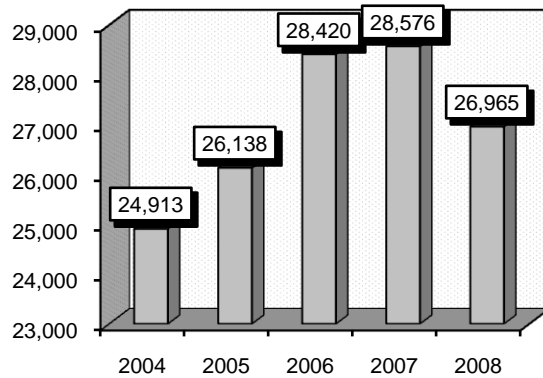
NORMAL NEWBORN

Associated Procedures: Procedures that frequently accompanied normal newborn were: 1) Vaccination (9955), 2) Audiometry (9541), 3) Neurological function test (8915), 4) Circumcision (640), 5) Hearing examination (9547).

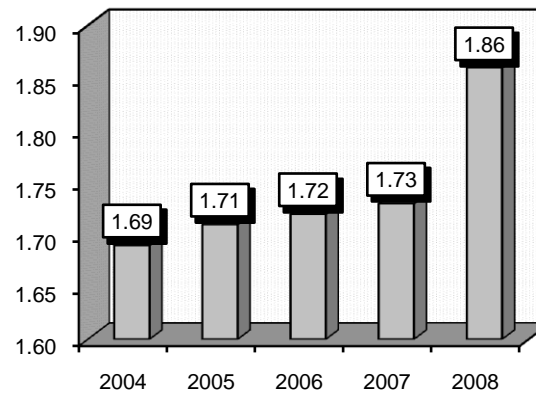
Comments: On average, birth weights range from five pounds five ounces to eight pounds. The pulse of a newborn ranges from 100 to 170 beats per minute when awake, 70 to 80 when sleeping deeply. They take an average of 30 to 50 breaths per minute. Nearly all fair-skinned babies are born with blue or gray eyes, which may gradually change color over the first 12 months. Darker-skinned babies most often are born with brown or darker eyes, which usually stay that color. Dark-haired babies usually stay that way, but blond hair often darkens with age. Newborn babies have a soft spot, also known as the fontanel, that is diamond shaped just above the hairline, where the baby's skull bones have not yet fused together.

Gender	2004			2005			2006			2007			2008		
	Cases	Avg LOS	Avg Bill	Cases	Avg LOS	Avg Bill	Cases	Avg LOS	Avg Bill	Cases	Avg LOS	Avg Bill	Cases	Avg LOS	Avg Bill
Male	12,563	1.71	\$1,300	13,164	1.72	\$1,428	14,216	1.73	\$1,574	14,301	1.74	\$1,796	13,620	1.87	\$1,939
Female	12,350	1.67	\$1,222	12,974	1.70	\$1,375	14,204	1.70	\$1,520	14,275	1.71	\$1,738	13,345	1.85	\$1,885
Age Group	Cases	Avg LOS	Avg Bill	Cases	Avg LOS	Avg Bill	Cases	Avg LOS	Avg Bill	Cases	Avg LOS	Avg Bill	Cases	Avg LOS	Avg Bill
Ages 0-17	24,913	1.69	\$1,261	26,138	1.71	\$1,402	28,420	1.72	\$1,547	28,576	1.73	\$1,767	26,965	1.86	\$1,912
Ages 18-35	0	0.00	\$0	0	0.00	\$0	0	0.00	\$0	0	0.00	\$0	0	0.00	\$0
Ages 36-49	0	0.00	\$0	0	0.00	\$0	0	0.00	\$0	0	0.00	\$0	0	0.00	\$0
Ages 50-64	0	0.00	\$0	0	0.00	\$0	0	0.00	\$0	0	0.00	\$0	0	0.00	\$0
Ages 65+	0	0.00	\$0	0	0.00	\$0	0	0.00	\$0	0	0.00	\$0	0	0.00	\$0
TOTAL	24,913	1.69	\$1,261	26,138	1.71	\$1,402	28,420	1.72	\$1,547	28,576	1.73	\$1,767	26,965	1.86	\$1,912

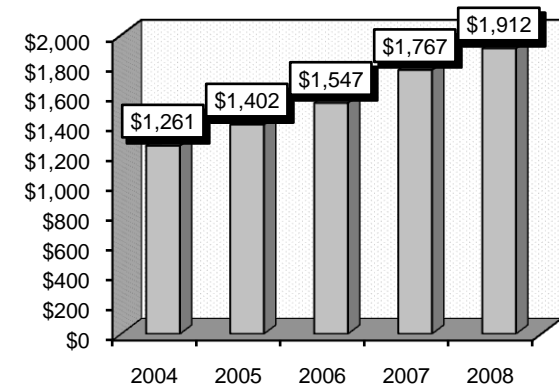
Patient Discharges



Average Length of Stay



Average Billed Charges



County / Hospital	2004			2005			2006			2007			2008		
	Cases	Avg LOS	Avg Bill	Cases	Avg LOS	Avg Bill	Cases	Avg LOS	Avg Bill	Cases	Avg LOS	Avg Bill	Cases	Avg LOS	Avg Bill
CLARK															
Centennial Hills	0	0.00	\$0	0	0.00	\$0	0	0.00	\$0	0	0.00	\$0	308	1.75	\$1,568
Desert Springs	0	0.00	\$0	0	0.00	\$0	0	0.00	\$0	0	0.00	\$0	0	0.00	\$0
Mountain View	2,099	1.68	\$1,318	2,226	1.70	\$1,526	2,272	1.65	\$1,812	1,771	1.73	\$1,993	1,596	1.76	\$2,223
North Vista	884	1.32	\$1,268	1,178	1.48	\$1,213	1,628	1.42	\$1,142	1,475	1.55	\$1,367	1,259	1.53	\$1,482
St. Rose-Rose de Lima	718	1.60	\$1,075	732	1.57	\$1,141	725	1.48	\$1,576	968	1.55	\$2,144	880	2.24	\$2,421
St. Rose-San Martin	0	0.00	\$0	0	0.00	\$0	15	1.87	\$1,806	373	1.65	\$2,017	402	3.68	\$2,273
St. Rose-Siena	2,096	1.75	\$1,227	2,098	1.75	\$1,191	2,055	1.72	\$1,265	2,095	1.67	\$1,543	2,122	2.53	\$2,034
Southern Hills	241	1.63	\$1,280	450	1.84	\$1,568	676	1.89	\$1,716	816	1.89	\$1,924	900	1.79	\$1,976
Spring Valley	793	1.79	\$1,425	1,221	1.81	\$1,624	1,471	1.75	\$1,685	1,593	1.78	\$1,510	1,354	1.80	\$1,668
Summerlin	1,590	1.84	\$1,266	1,865	1.87	\$1,499	2,076	1.89	\$1,666	2,695	1.78	\$1,758	2,181	1.77	\$1,855
Sunrise	3,617	1.74	\$1,158	3,247	1.80	\$1,543	3,987	1.86	\$1,766	3,187	1.86	\$2,103	3,202	1.90	\$2,321
UMC	3,952	1.56	\$804	4,050	1.57	\$870	3,768	1.62	\$802	3,600	1.72	\$1,047	3,606	1.74	\$1,048
Valley	2,434	1.75	\$1,257	2,480	1.72	\$1,354	2,535	1.70	\$1,747	2,917	1.62	\$2,157	2,377	1.62	\$2,161
TOTAL	18,424	1.68	\$1,146	19,547	1.70	\$1,306	21,208	1.71	\$1,478	21,490	1.72	\$1,726	20,187	1.89	\$1,867
WASHOE															
Carson Tahoe	564	1.39	\$1,414	669	1.40	\$1,625	783	1.39	\$2,051	816	1.41	\$2,333	710	1.44	\$2,356
Northern Nevada	0	0.00	\$0	0	0.00	\$0	0	0.00	\$0	0	0.00	\$0	0	0.00	\$0
Renown Regional	3,315	1.81	\$1,818	3,297	1.81	\$1,946	3,662	1.81	\$1,971	3,413	1.86	\$2,152	3,022	1.92	\$2,385
Renown S. Meadows	0	0.00	\$0	0	0.00	\$0	0	0.00	\$0	0	0.00	\$0	0	0.00	\$0
Saint Mary's	1,688	1.76	\$1,530	1,693	1.79	\$1,477	1,774	1.78	\$1,428	1,866	1.80	\$1,548	1,717	1.83	\$1,809
Sierra Surgery	0	0.00	\$0	0	0.00	\$0	0	0.00	\$0	0	0.00	\$0	0	0.00	\$0
TOTAL	5,567	1.75	\$1,689	5,659	1.75	\$1,767	6,219	1.75	\$1,826	6,095	1.78	\$1,991	5,449	1.83	\$2,200
RURAL															
Battle Mountain	0	0.00	\$0	0	0.00	\$0	0	0.00	\$0	0	0.00	\$0	0	0.00	\$0
Boulder City	0	0.00	\$0	0	0.00	\$0	0	0.00	\$0	0	0.00	\$0	0	0.00	\$0
Carson Valley	0	0.00	\$0	0	0.00	\$0	0	0.00	\$0	0	0.00	\$0	0	0.00	\$0
Churchill	269	1.41	\$873	263	1.56	\$1,236	211	1.54	\$1,268	170	1.36	\$1,122	271	1.39	\$1,216
Desert View	0	0.00	\$0	0	0.00	\$0	0	0.00	\$0	0	0.00	\$0	41	1.73	\$1,612
Grover C. Dils	0	0.00	\$0	0	0.00	\$0	0	0.00	\$0	0	0.00	\$0	0	0.00	\$0
Humboldt	137	1.49	\$755	111	1.60	\$833	115	1.76	\$899	104	1.58	\$914	227	1.49	\$1,131
Incline Village	0	0.00	\$0	0	0.00	\$0	0	0.00	\$0	0	0.00	\$0	0	0.00	\$0
Mesa View	0	0.00	\$0	88	1.60	\$1,668	132	1.63	\$1,920	146	1.52	\$1,785	162	1.61	\$1,850
Mount Grant	1	1.00	\$1,091	0	0.00	\$0	0	0.00	\$0	0	0.00	\$0	1	1.00	\$990
Northeastern	467	1.62	\$1,073	416	1.50	\$1,088	468	1.53	\$1,106	496	1.52	\$1,202	550	1.44	\$1,451
Nye	0	0.00	\$0	0	0.00	\$0	0	0.00	\$0	2	1.00	\$1,301	2	1.00	\$1,834
Pershing	0	0.00	\$0	0	0.00	\$0	0	0.00	\$0	0	0.00	\$0	0	0.00	\$0
South Lyon	0	0.00	\$0	0	0.00	\$0	0	0.00	\$0	1	1.00	\$908	0	0.00	\$0
William Bee Ririe	48	1.77	\$1,281	54	1.87	\$1,603	67	1.96	\$1,867	72	1.79	\$1,836	75	1.68	\$1,792
TOTAL	922	1.55	\$978	932	1.56	\$1,184	993	1.60	\$1,276	991	1.52	\$1,290	1,329	1.48	\$1,421
ALL COUNTIES	24,913	1.69	\$1,261	26,138	1.71	\$1,402	28,420	1.72	\$1,547	28,576	1.73	\$1,767	26,965	1.86	\$1,912

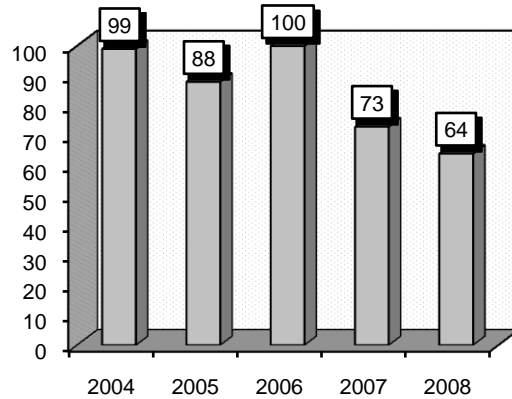
DEPRESSIVE NEUROSES

Associated Diagnoses: Diagnoses that frequently accompanied depressive neuroses were: 1) Hypertension (4019), 2) Suicidal ideation (V6284), 3) Dyst hymic disorder (3004), 4) Tobacco use disorder (3051), 5) Hyperlipidemia (2724), 6) Chronic airway obstruction (496), 7) Hypopotassemia (276 8).

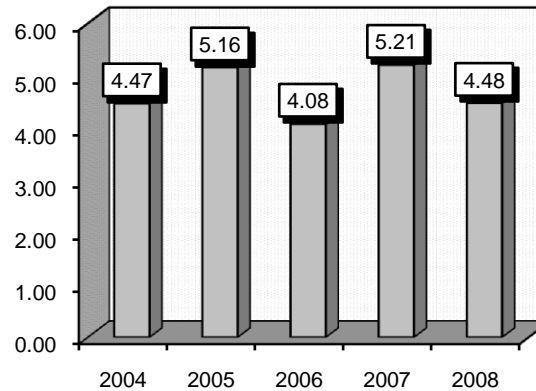
Definitions: Depression: A mental state characterized by a pessimistic sense of inadequacy and a despondent lack of activity. **Hypertension:** Elevated blood pressure persistently exceeding 140/90. Essential hypertension, the most common kind, has no single identifiable cause. **Dysthymic disorder:** A chronic, yet mild, form of depression; it is more prevalent and long-lasting than major depression and is associated with a significant disability in physical, social and role functioning, high healthcare utilization and poor quality of life. **Hyperlipidemia:** Excess levels of fats in the blood. These fats can be triglycerides, or cholesterol. Hyperlipidemia is often associated with increased risk of heart disease and strokes. There are genetic disorders that predispose to hyperlipidemia. **Hypopotassemia:** Disorder of fluid, electrolyte, and acid-base balance.

Gender	2004			2005			2006			2007			2008		
	Cases	Avg LOS	Avg Bill	Cases	Avg LOS	Avg Bill	Cases	Avg LOS	Avg Bill	Cases	Avg LOS	Avg Bill	Cases	Avg LOS	Avg Bill
Male	43	4.49	\$16,146	42	5.90	\$17,250	36	4.42	\$18,665	31	5.10	\$14,435	28	6.25	\$20,119
Female	56	4.46	\$13,334	46	4.48	\$16,433	64	3.89	\$16,935	42	5.29	\$21,344	36	3.11	\$14,074
Age Group	Cases	Avg LOS	Avg Bill	Cases	Avg LOS	Avg Bill	Cases	Avg LOS	Avg Bill	Cases	Avg LOS	Avg Bill	Cases	Avg LOS	Avg Bill
Ages 0-17	6	5.00	\$7,134	8	3.00	\$3,181	10	3.70	\$4,347	13	2.08	\$4,042	11	2.09	\$4,223
Ages 18-35	18	4.33	\$11,577	8	2.38	\$9,875	13	2.85	\$9,600	2	1.50	\$8,663	4	1.25	\$11,230
Ages 36-49	25	3.32	\$12,273	22	6.68	\$19,844	17	4.41	\$23,393	19	2.79	\$14,890	9	3.44	\$13,840
Ages 50-64	18	4.17	\$21,161	17	3.82	\$15,477	28	4.18	\$17,996	14	8.00	\$33,563	16	4.75	\$19,483
Ages 65+	32	5.53	\$15,689	33	6.03	\$20,493	32	4.44	\$21,436	25	7.40	\$20,852	24	6.33	\$22,598
TOTAL	99	4.47	\$14,555	88	5.16	\$16,823	100	4.08	\$17,558	73	5.21	\$18,410	64	4.48	\$16,719

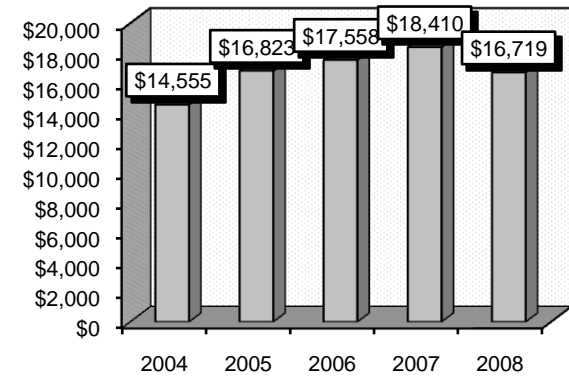
Patient Discharges



Average Length of Stay



Average Billed Charges



County / Hospital	2004			2005			2006			2007			2008		
	Cases	Avg LOS	Avg Bill	Cases	Avg LOS	Avg Bill	Cases	Avg LOS	Avg Bill	Cases	Avg LOS	Avg Bill	Cases	Avg LOS	Avg Bill
CLARK															
Centennial Hills	0	0.00	\$0	0	0.00	\$0	0	0.00	\$0	0	0.00	\$0	0	0.00	\$0
Desert Springs	5	4.80	\$16,378	6	5.83	\$22,503	1	5.00	\$35,442	1	14.00	\$2,477	3	1.67	\$15,032
Mountain View	5	4.20	\$18,952	1	13.00	\$50,638	7	7.43	\$36,092	0	0.00	\$0	1	6.00	\$43,575
North Vista	5	3.60	\$10,326	14	7.79	\$19,171	10	5.10	\$16,488	13	11.62	\$25,084	13	8.31	\$19,988
St. Rose-Rose de Lima	1	5.00	\$22,310	2	12.00	\$17,030	2	2.50	\$8,786	0	0.00	\$0	2	3.00	\$18,924
St. Rose-San Martin	0	0.00	\$0	0	0.00	\$0	0	0.00	\$0	2	2.50	\$20,656	1	1.00	\$9,810
St. Rose-Siena	2	2.50	\$13,577	2	4.00	\$29,433	4	2.00	\$19,213	3	4.00	\$22,898	3	6.33	\$33,964
Southern Hills	2	3.50	\$16,780	2	2.00	\$6,758	1	2.00	\$32,043	0	0.00	\$0	1	1.00	\$8,732
Spring Valley	1	1.00	\$5,246	6	2.83	\$15,825	4	5.75	\$45,882	1	3.00	\$6,878	0	0.00	\$0
Summerlin	0	0.00	\$0	2	1.00	\$7,857	1	1.00	\$7,065	0	0.00	\$0	1	1.00	\$3,773
Sunrise	5	5.40	\$22,119	2	3.50	\$22,239	9	4.33	\$24,234	3	11.33	\$41,891	1	3.00	\$30,930
UMC	7	3.71	\$6,047	15	4.33	\$9,268	16	3.69	\$6,303	18	2.11	\$8,201	15	2.20	\$7,945
Valley	13	6.92	\$28,508	6	9.83	\$36,656	8	4.75	\$22,021	7	2.86	\$15,979	3	3.33	\$16,028
TOTAL	46	4.87	\$18,262	58	5.91	\$18,527	63	4.49	\$20,082	48	5.77	\$17,304	44	4.39	\$16,108
WASHOE															
Carson Tahoe	40	4.65	\$11,861	18	3.56	\$11,972	18	3.17	\$11,805	11	5.36	\$27,992	5	5.20	\$19,838
Northern Nevada	5	3.80	\$14,148	4	5.00	\$23,144	6	3.83	\$21,278	4	4.25	\$24,546	7	5.14	\$23,766
Renown Regional	3	2.33	\$13,866	2	1.50	\$7,946	4	2.25	\$14,551	3	3.33	\$18,102	2	6.50	\$14,900
Renown S. Meadows	0	0.00	\$0	0	0.00	\$0	0	0.00	\$0	0	0.00	\$0	1	1.00	\$17,594
Saint Mary's	0	0.00	\$0	2	9.00	\$28,855	2	7.50	\$20,352	0	0.00	\$0	1	5.00	\$18,774
Sierra Surgery	0	0.00	\$0	0	0.00	\$0	0	0.00	\$0	0	0.00	\$0	0	0.00	\$0
TOTAL	48	4.42	\$12,224	26	4.04	\$14,680	30	3.47	\$14,635	18	4.78	\$25,578	16	5.06	\$20,733
RURAL															
Battle Mountain	0	0.00	\$0	0	0.00	\$0	0	0.00	\$0	0	0.00	\$0	0	0.00	\$0
Boulder City	1	2.00	\$4,557	2	2.00	\$7,572	0	0.00	\$0	0	0.00	\$0	0	0.00	\$0
Carson Valley	0	0.00	\$0	0	0.00	\$0	2	2.00	\$8,588	0	0.00	\$0	0	0.00	\$0
Churchill	0	0.00	\$0	1	1.00	\$5,203	0	0.00	\$0	1	3.00	\$21,933	1	2.00	\$8,868
Desert View	0	0.00	\$0	0	0.00	\$0	0	0.00	\$0	0	0.00	\$0	1	5.00	\$13,018
Grover C. Dils	0	0.00	\$0	0	0.00	\$0	0	0.00	\$0	1	3.00	\$7,328	0	0.00	\$0
Humboldt	0	0.00	\$0	0	0.00	\$0	0	0.00	\$0	0	0.00	\$0	1	4.00	\$4,409
Incline Village	0	0.00	\$0	0	0.00	\$0	0	0.00	\$0	0	0.00	\$0	0	0.00	\$0
Mesa View	0	0.00	\$0	0	0.00	\$0	1	2.00	\$8,424	1	3.00	\$13,336	0	0.00	\$0
Mount Grant	0	0.00	\$0	0	0.00	\$0	0	0.00	\$0	0	0.00	\$0	0	0.00	\$0
Northeastern	0	0.00	\$0	0	0.00	\$0	0	0.00	\$0	0	0.00	\$0	0	0.00	\$0
Nye	1	1.00	\$3,638	0	0.00	\$0	0	0.00	\$0	0	0.00	\$0	0	0.00	\$0
Pershing	0	0.00	\$0	0	0.00	\$0	0	0.00	\$0	0	0.00	\$0	0	0.00	\$0
South Lyon	0	0.00	\$0	0	0.00	\$0	0	0.00	\$0	0	0.00	\$0	0	0.00	\$0
William Bee Ririe	3	1.33	\$1,972	1	1.00	\$3,789	4	3.75	\$6,495	4	2.00	\$2,588	1	2.00	\$3,256
TOTAL	5	1.40	\$2,822	4	1.50	\$6,034	7	3.00	\$7,368	7	2.43	\$7,564	4	3.25	\$7,387
ALL COUNTIES	99	4.47	\$14,555	88	5.16	\$16,823	100	4.08	\$17,558	73	5.21	\$18,410	64	4.48	\$16,719

POISONING & TOXIC EFFECTS OF DRUGS

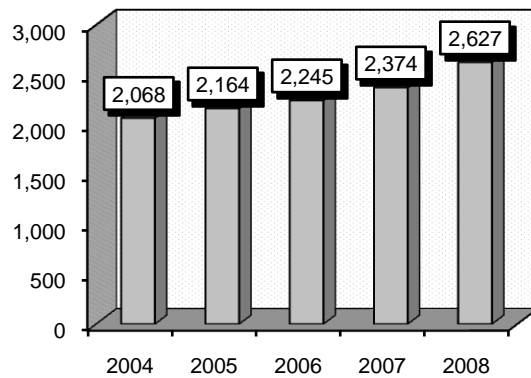
Associated Diagnoses: Diagnoses that frequently accompanied poisoning and the toxic effects of drugs were: 1) Tobacco abuse disorder (3051), 2) Acute respiratory failure (51881), 3) Hypertension (4019), 4) Poisoning by psychotropic agents (969), 5) Depressive disorder (311), 6) Hypopotassemia (2768), 7) Bipolar disorder (2964-7), 8) Nondependent alcohol abuse (3050), 9) Altered mental status (78097).

Definitions: **Hypertension:** Elevated blood pressure persistently exceeding 140/90. Essential hypertension, the most common kind, has no single identifiable cause. **Psychotropic:** A drug that affects the mind, emotions, or behavior. **Hypopotassemia:** Disorder of fluid, electrolyte, and acid-base balance. **Bipolar disorder:** Previously referred to as manic depressive illness, characterized by the occurrence of mania (euphoria) alternating with bouts of depression.

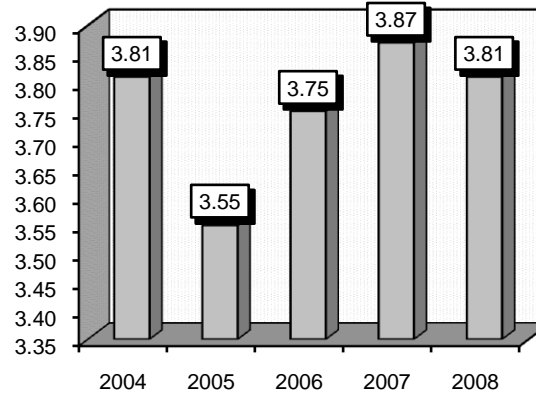
Comments: Poisoning is a condition produced by the ingestion of, injection of, inhalation of, or exposure to a poisonous substance. According to the Center for Disease Control and Prevention, a poisoning is a poison exposure that results in bodily harm. Poison exposures can occur by accident without intent, these exposures are defined as unintentional poisonings. Poison exposures can be the result of a conscious, willful decision, defined as intentional poisonings. Identification of the poison and presentation of a container label are critical to diagnosis and treatment.

	2004			2005			2006			2007			2008		
Gender	Cases	Avg LOS	Avg Bill	Cases	Avg LOS	Avg Bill	Cases	Avg LOS	Avg Bill	Cases	Avg LOS	Avg Bill	Cases	Avg LOS	Avg Bill
Male	938	3.98	\$23,757	1,041	3.73	\$25,154	1,043	3.95	\$29,022	1,006	4.16	\$34,231	1,137	3.98	\$33,786
Female	1,130	3.67	\$22,817	1,123	3.39	\$21,811	1,202	3.58	\$25,299	1,368	3.65	\$27,482	1,490	3.68	\$29,824
Age Group	Cases	Avg LOS	Avg Bill	Cases	Avg LOS	Avg Bill	Cases	Avg LOS	Avg Bill	Cases	Avg LOS	Avg Bill	Cases	Avg LOS	Avg Bill
Ages 0-17	227	1.90	\$10,043	205	2.07	\$10,496	215	2.05	\$11,220	240	2.27	\$12,340	244	1.80	\$11,545
Ages 18-35	621	3.51	\$21,129	694	3.49	\$22,388	659	3.51	\$26,072	675	3.51	\$27,823	728	3.46	\$27,076
Ages 36-49	614	4.08	\$26,204	632	3.56	\$24,831	696	4.03	\$29,645	705	3.99	\$31,955	722	4.18	\$35,870
Ages 50-64	409	4.73	\$29,189	405	4.19	\$28,780	453	4.23	\$30,230	510	4.80	\$39,239	625	4.42	\$37,217
Ages 65+	197	4.20	\$23,546	228	3.97	\$24,742	222	4.32	\$30,447	244	4.13	\$31,756	308	4.15	\$36,251
TOTAL	2,068	3.81	\$23,243	2,164	3.55	\$23,419	2,245	3.75	\$27,029	2,374	3.87	\$30,342	2,627	3.81	\$31,539

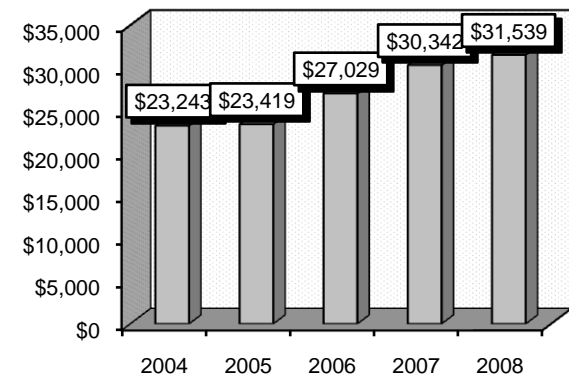
Patient Discharges



Average Length of Stay



Average Billed Charges



County / Hospital	2004			2005			2006			2007			2008		
	Cases	Avg LOS	Avg Bill	Cases	Avg LOS	Avg Bill	Cases	Avg LOS	Avg Bill	Cases	Avg LOS	Avg Bill	Cases	Avg LOS	Avg Bill
CLARK															
Centennial Hills	0	0.00	\$0	0	0.00	\$0	0	0.00	\$0	0	0.00	\$0	102	3.67	\$28,321
Desert Springs	155	3.90	\$23,943	108	4.51	\$30,452	86	4.15	\$32,048	75	3.72	\$33,184	94	3.37	\$28,345
Mountain View	102	4.35	\$30,676	121	3.50	\$25,415	155	4.50	\$35,987	168	4.94	\$44,256	171	4.18	\$39,224
North Vista	106	4.22	\$29,746	93	4.02	\$29,201	96	4.33	\$37,828	94	5.95	\$40,021	71	5.07	\$40,912
St. Rose-Rose de Lima	99	4.15	\$27,386	87	3.80	\$25,656	91	3.46	\$26,851	94	4.29	\$35,927	104	4.42	\$38,066
St. Rose-San Martin	0	0.00	\$0	0	0.00	\$0	4	5.75	\$43,067	53	2.83	\$20,595	66	3.65	\$33,146
St. Rose-Siena	132	2.92	\$16,563	128	4.02	\$29,438	145	3.38	\$24,991	171	3.70	\$28,008	181	3.52	\$28,509
Southern Hills	62	3.61	\$18,715	70	5.20	\$29,906	77	4.74	\$34,573	54	3.93	\$28,670	41	3.46	\$26,815
Spring Valley	100	4.14	\$26,084	113	3.97	\$28,911	133	3.74	\$27,584	107	4.48	\$39,545	177	4.21	\$35,573
Summerlin	104	4.84	\$41,301	115	3.63	\$30,011	136	3.26	\$28,574	109	3.32	\$31,270	121	3.35	\$34,464
Sunrise	234	4.08	\$25,072	261	3.46	\$23,169	245	4.23	\$29,364	269	4.49	\$34,910	310	4.26	\$35,115
UMC	292	4.29	\$17,940	292	3.40	\$17,929	247	3.87	\$21,811	308	3.29	\$26,695	254	3.04	\$25,690
Valley	138	4.14	\$29,546	139	5.29	\$34,995	173	5.44	\$41,910	173	5.13	\$39,478	183	5.37	\$52,239
TOTAL	1,524	4.08	\$25,024	1,527	3.92	\$26,220	1,588	4.12	\$30,387	1,675	4.19	\$33,776	1,875	3.98	\$34,671
WASHOE															
Carson Tahoe	91	2.19	\$14,390	88	2.09	\$13,664	107	2.05	\$18,086	135	2.18	\$19,743	111	2.77	\$20,340
Northern Nevada	44	2.32	\$17,714	33	3.06	\$16,961	50	2.66	\$21,078	72	3.68	\$24,012	61	3.26	\$26,892
Renown Regional	223	3.77	\$22,451	310	3.08	\$20,049	283	3.51	\$21,950	268	3.41	\$24,798	336	4.08	\$28,598
Renown S. Meadows	10	2.20	\$16,484	23	2.17	\$14,445	28	2.36	\$16,039	30	3.37	\$30,905	23	2.91	\$22,358
Saint Mary's	78	4.03	\$25,801	66	2.79	\$19,279	87	2.94	\$21,059	94	3.89	\$25,055	95	3.46	\$24,606
Sierra Surgery	0	0.00	\$0	0	0.00	\$0	0	0.00	\$0	0	0.00	\$0	0	0.00	\$0
TOTAL	446	3.31	\$20,791	520	2.84	\$18,427	555	3.00	\$20,689	599	3.24	\$23,911	626	3.63	\$26,133
RURAL															
Battle Mountain	0	0.00	\$0	0	0.00	\$0	0	0.00	\$0	0	0.00	\$0	1	3.00	\$4,290
Boulder City	10	1.80	\$5,312	10	1.40	\$10,560	8	3.88	\$15,147	7	1.86	\$6,658	8	2.63	\$7,349
Carson Valley	0	0.00	\$0	6	1.00	\$5,794	3	1.67	\$7,697	15	4.27	\$26,549	20	1.90	\$14,715
Churchill	25	2.20	\$8,688	29	2.45	\$10,608	28	2.50	\$10,824	24	1.33	\$7,815	35	2.11	\$11,256
Desert View	0	0.00	\$0	0	0.00	\$0	0	0.00	\$0	0	0.00	\$0	6	1.67	\$4,536
Grover C. Dils	0	0.00	\$0	1	1.00	\$4,347	0	0.00	\$0	0	0.00	\$0	2	4.00	\$15,490
Humboldt	2	2.00	\$2,617	1	3.00	\$10,717	2	2.00	\$8,714	3	4.00	\$9,599	2	2.50	\$5,820
Incline Village	0	0.00	\$0	0	0.00	\$0	1	1.00	\$6,015	0	0.00	\$0	1	2.00	\$6,949
Mesa View	0	0.00	\$0	13	1.54	\$9,081	12	1.67	\$10,216	9	1.56	\$9,270	13	2.00	\$9,903
Mount Grant	9	1.78	\$3,758	3	2.33	\$6,258	3	1.67	\$4,048	3	1.00	\$2,594	2	5.50	\$15,800
Northeastern	28	1.86	\$9,441	30	1.93	\$10,351	23	1.96	\$10,970	21	1.86	\$10,359	21	2.33	\$18,588
Nye	7	1.29	\$4,483	5	1.80	\$6,092	3	1.33	\$5,130	2	1.00	\$3,844	6	1.50	\$8,053
Pershing	4	2.25	\$4,193	0	0.00	\$0	5	2.60	\$5,013	3	7.33	\$19,829	1	1.00	\$7,186
South Lyon	7	2.71	\$2,741	6	1.67	\$2,152	6	1.33	\$2,327	4	1.75	\$3,986	2	1.00	\$3,078
William Bee Ririe	6	1.33	\$2,713	13	2.08	\$8,068	8	2.25	\$3,959	9	2.11	\$9,010	6	2.33	\$7,375
TOTAL	98	1.94	\$6,707	117	1.93	\$9,049	102	2.20	\$9,254	100	2.27	\$11,342	126	2.17	\$11,783
ALL COUNTIES	2,068	3.81	\$23,243	2,164	3.55	\$23,419	2,245	3.75	\$27,029	2,374	3.87	\$30,342	2,627	3.81	\$31,539

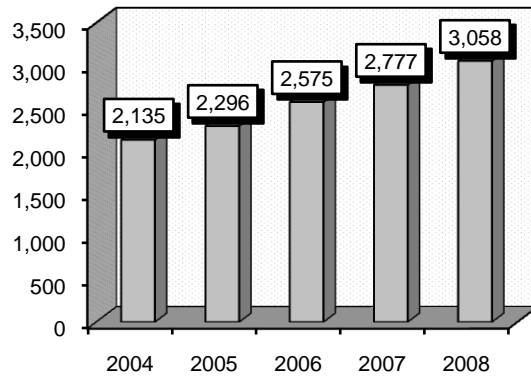
LAPAROSCOPIC CHOLECYSTECTOMY

Associated Procedures: Procedures that frequently accompanied laparoscopic cholecystectomy were: 1) Intraoperative cholangiogram (8753), 2) Endoscopic sphincterotomy (5185), 3) Endoscopic removal of bile stones (5188), 4) Laparoscopic peritoneal adhesiolysis (5451), 5) Esophagogastroduodenoscopy with closed biopsy (4516).

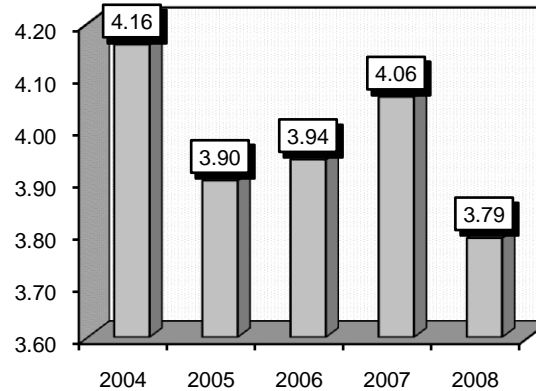
Definitions: **Laparoscope:** A narrow tube with a light and a fiberoptic camera. It is inserted through a small incision to assist in surgeries by transmitting images to the physician. **Cholecystectomy:** The surgical removal of the gallbladder. **Intraoperative:** During the course of an operation. **Cholangiogram:** An X-ray study of the bile ducts performed with contrast injected into the ducts. **Sphincterotomy:** Surgical cutting/incision of a sphincter; incision of the internal sphincter of the anus, used in the treatment of anal fissure. **Peritoneal:** A membrane that lines the wall of the abdominal cavity. **Adhesiolysis:** The treatment for the removal of scarlike tissue that forms between two surfaces within the body. **Esophagogastroduodenoscopy:** Exam of the upper digestive tract using an endoscope. **Endoscope:** A small, flexible tube with a light and a lens on the end used to look into the esophagus, stomach, duodenum, colon, or rectum.

Gender	2004			2005			2006			2007			2008		
	Cases	Avg LOS	Avg Bill	Cases	Avg LOS	Avg Bill	Cases	Avg LOS	Avg Bill	Cases	Avg LOS	Avg Bill	Cases	Avg LOS	Avg Bill
Male	686	4.88	\$42,482	734	4.48	\$41,858	857	4.34	\$43,559	881	4.56	\$50,022	1,034	4.09	\$49,895
Female	1,449	3.82	\$33,855	1,562	3.63	\$34,759	1,718	3.74	\$36,603	1,896	3.83	\$43,129	2,024	3.63	\$43,244
Age Group	Cases	Avg LOS	Avg Bill	Cases	Avg LOS	Avg Bill	Cases	Avg LOS	Avg Bill	Cases	Avg LOS	Avg Bill	Cases	Avg LOS	Avg Bill
Ages 0-17	38	2.74	\$23,524	44	3.70	\$30,421	48	4.42	\$35,732	65	2.68	\$29,501	69	3.59	\$34,062
Ages 18-35	600	3.33	\$31,659	639	3.08	\$30,598	729	3.16	\$32,634	795	3.43	\$38,727	946	3.03	\$38,296
Ages 36-49	476	3.43	\$31,440	567	3.46	\$34,354	568	3.42	\$35,346	699	3.67	\$43,797	748	3.61	\$43,961
Ages 50-64	506	4.19	\$37,764	499	4.08	\$39,432	621	3.99	\$39,679	643	4.20	\$45,915	681	3.83	\$46,129
Ages 65+	515	5.87	\$47,059	547	5.18	\$45,651	609	5.27	\$49,248	575	5.42	\$57,390	614	5.13	\$59,028
TOTAL	2,135	4.16	\$36,627	2,296	3.90	\$37,028	2,575	3.94	\$38,918	2,777	4.06	\$45,316	3,058	3.79	\$45,493

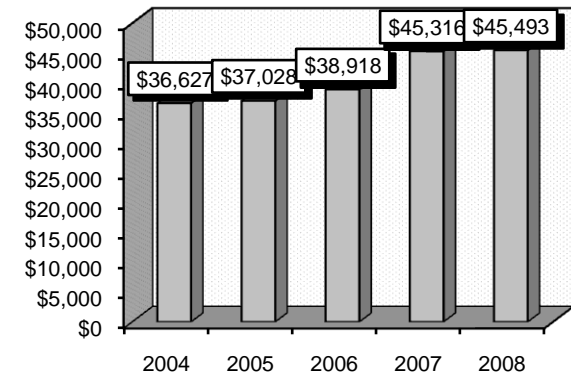
Patient Discharges



Average Length of Stay



Average Billed Charges



County / Hospital	2004			2005			2006			2007			2008		
	Cases	Avg LOS	Avg Bill	Cases	Avg LOS	Avg Bill	Cases	Avg LOS	Avg Bill	Cases	Avg LOS	Avg Bill	Cases	Avg LOS	Avg Bill
CLARK															
Centennial Hills	0	0.00	\$0	0	0.00	\$0	0	0.00	\$0	0	0.00	\$0	137	3.14	\$40,447
Desert Springs	115	4.59	\$42,207	131	4.78	\$43,788	194	4.28	\$40,641	230	4.55	\$54,067	204	4.09	\$55,322
Mountain View	180	4.29	\$41,134	239	3.95	\$38,149	267	3.91	\$39,616	254	4.59	\$50,242	234	4.41	\$51,970
North Vista	87	4.64	\$48,703	112	3.96	\$49,438	90	4.03	\$53,297	103	4.16	\$57,620	134	3.43	\$55,077
St. Rose-Rose de Lima	106	4.37	\$38,957	87	4.29	\$41,687	116	4.03	\$46,781	131	4.18	\$50,304	138	3.13	\$41,392
St. Rose-San Martin	0	0.00	\$0	0	0.00	\$0	9	4.33	\$49,246	104	3.65	\$44,550	152	3.63	\$45,531
St. Rose-Siena	145	3.86	\$39,261	168	3.95	\$43,433	216	3.64	\$43,350	220	3.52	\$47,005	208	4.06	\$48,361
Southern Hills	64	4.14	\$30,235	101	3.87	\$32,206	106	3.67	\$34,940	93	4.03	\$41,092	100	4.40	\$46,964
Spring Valley	95	4.16	\$40,894	123	3.87	\$38,700	144	3.97	\$41,428	151	4.50	\$58,529	141	3.66	\$49,075
Summerlin	91	5.25	\$49,659	145	4.36	\$46,087	131	4.95	\$49,640	174	4.48	\$55,244	162	4.14	\$57,486
Sunrise	329	4.07	\$35,684	267	3.92	\$36,710	278	4.29	\$42,681	234	4.24	\$46,433	264	4.21	\$50,984
UMC	176	5.56	\$40,522	156	4.83	\$38,392	177	4.62	\$43,477	192	4.21	\$52,941	249	3.95	\$52,997
Valley	128	4.89	\$44,803	99	4.49	\$45,137	132	4.66	\$44,058	150	5.29	\$54,176	175	4.47	\$51,857
TOTAL	1,516	4.49	\$40,411	1,628	4.17	\$40,706	1,860	4.17	\$43,033	2,036	4.31	\$51,142	2,298	3.96	\$50,357
WASHOE															
Carson Tahoe	104	3.22	\$28,645	130	2.94	\$30,291	138	2.88	\$32,962	110	3.15	\$37,504	121	3.06	\$36,399
Northern Nevada	36	3.03	\$32,443	46	2.85	\$35,362	51	2.75	\$35,900	67	3.15	\$36,919	67	3.15	\$38,079
Renown Regional	232	3.44	\$27,874	246	3.62	\$28,790	232	3.59	\$26,197	247	3.68	\$26,888	216	3.49	\$26,531
Renown S. Meadows	15	4.67	\$35,128	31	2.87	\$25,801	41	3.44	\$25,240	44	3.25	\$23,732	50	2.92	\$22,762
Saint Mary's	119	3.87	\$30,382	123	3.72	\$29,402	122	3.69	\$31,467	134	3.90	\$32,446	151	3.70	\$36,515
Sierra Surgery	0	0.00	\$0	0	0.00	\$0	11	5.18	\$9,290	4	2.75	\$19,054	3	3.00	\$23,126
TOTAL	506	3.50	\$29,162	576	3.39	\$29,623	595	3.39	\$29,300	606	3.54	\$30,872	608	3.37	\$31,920
RURAL															
Battle Mountain	0	0.00	\$0	0	0.00	\$0	0	0.00	\$0	0	0.00	\$0	0	0.00	\$0
Boulder City	11	2.27	\$13,298	7	2.29	\$13,629	9	2.89	\$14,394	14	2.50	\$13,511	11	3.27	\$21,910
Carson Valley	0	0.00	\$0	1	1.00	\$12,097	5	4.80	\$24,552	3	12.67	\$52,724	13	2.23	\$23,722
Churchill	39	3.15	\$24,008	43	2.79	\$21,299	52	2.52	\$21,435	61	2.70	\$22,399	41	2.88	\$25,390
Desert View	0	0.00	\$0	0	0.00	\$0	0	0.00	\$0	0	0.00	\$0	15	3.20	\$19,275
Grover C. Dils	0	0.00	\$0	0	0.00	\$0	0	0.00	\$0	0	0.00	\$0	0	0.00	\$0
Humboldt	10	2.20	\$10,585	12	2.08	\$12,775	10	2.50	\$21,764	15	2.60	\$24,665	27	3.00	\$28,363
Incline Village	0	0.00	\$0	0	0.00	\$0	0	0.00	\$0	0	0.00	\$0	0	0.00	\$0
Mesa View	0	0.00	\$0	0	0.00	\$0	6	2.17	\$22,617	7	2.14	\$25,301	9	3.22	\$26,594
Mount Grant	0	0.00	\$0	0	0.00	\$0	0	0.00	\$0	0	0.00	\$0	0	0.00	\$0
Northeastern	51	2.43	\$18,886	29	1.86	\$17,533	38	3.74	\$26,850	34	2.15	\$21,739	33	2.79	\$30,988
Nye	0	0.00	\$0	0	0.00	\$0	0	0.00	\$0	0	0.00	\$0	0	0.00	\$0
Pershing	0	0.00	\$0	0	0.00	\$0	0	0.00	\$0	0	0.00	\$0	0	0.00	\$0
South Lyon	0	0.00	\$0	0	0.00	\$0	0	0.00	\$0	0	0.00	\$0	0	0.00	\$0
William Bee Ririe	2	2.00	\$14,013	0	0.00	\$0	0	0.00	\$0	1	4.00	\$9,797	3	3.00	\$27,878
TOTAL	113	2.64	\$19,289	92	2.35	\$18,316	120	3.01	\$22,838	135	2.73	\$22,294	152	2.91	\$26,256
ALL COUNTIES	2,135	4.16	\$36,627	2,296	3.90	\$37,028	2,575	3.94	\$38,918	2,777	4.06	\$45,316	3,058	3.79	\$45,493

BACK & NECK PROCEDURES EXCEPT SPINAL FUSION

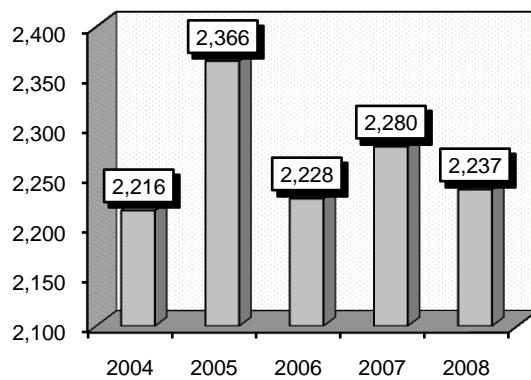
Associated Procedures: Procedures that frequently accompanied back and neck procedures were: 1) Excision of intervertebrae disc (8051), 2) Shunt or vascular bypass (392), 3) Injection of steroid (9923), 4) Insertion of total disc prosthetic, lumbar (8465), 5) Excision of lesion from soft tissue (8339), 6) Implantation of intraspinal decompression device (8458).

Definitions: Exploration: Surgical intervention to find the cause of a disorder by opening a body cavity and examining the interior. **Decompression:** The removal of pressure.

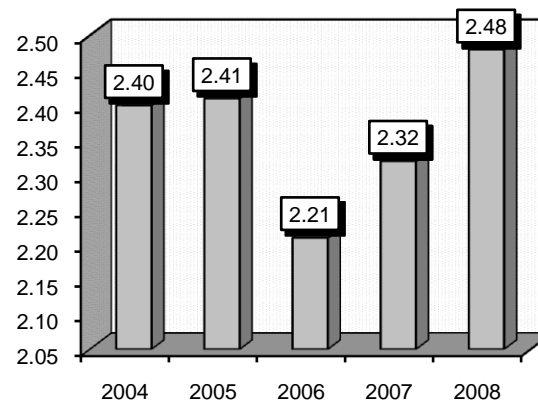
Comments: Additional related procedures included, but are not limited to, spinal cord exploration, excision of a spinal cord lesion, vertebral fracture repair, and insertion of a spinal stimulator. The spinal cord is an extension of the brain. It is protected by a bony structure called the vertebral or spinal column. There is a wide space that surrounds the spinal cord. This space contains the cerebrospinal fluid. All the information going from the brain to the limbs travels through the spinal cord. This then allows for movement. The spinal cord is the first relay station for sensory information (what we feel in our arms and legs) on its way to consciousness in various centers of the brain.

	2004			2005			2006			2007			2008		
Gender	Cases	Avg LOS	Avg Bill	Cases	Avg LOS	Avg Bill	Cases	Avg LOS	Avg Bill	Cases	Avg LOS	Avg Bill	Cases	Avg LOS	Avg Bill
Male	1,212	2.27	\$26,362	1,259	2.24	\$29,819	1,290	2.04	\$29,081	1,306	2.27	\$34,841	1,235	2.42	\$36,760
Female	1,004	2.54	\$28,527	1,107	2.61	\$32,956	938	2.44	\$31,848	974	2.38	\$37,045	1,002	2.56	\$38,163
Age Group	Cases	Avg LOS	Avg Bill	Cases	Avg LOS	Avg Bill	Cases	Avg LOS	Avg Bill	Cases	Avg LOS	Avg Bill	Cases	Avg LOS	Avg Bill
Ages 0-17	9	1.89	\$26,287	10	6.30	\$53,125	4	1.25	\$22,351	9	2.22	\$36,341	1	1.00	\$33,425
Ages 18-35	221	1.95	\$25,043	298	2.10	\$32,787	285	1.84	\$27,325	280	2.10	\$38,116	259	2.27	\$39,105
Ages 36-49	581	2.09	\$26,593	635	2.13	\$31,717	521	1.89	\$30,552	499	2.12	\$36,700	542	2.09	\$37,505
Ages 50-64	714	2.31	\$27,745	743	2.28	\$29,912	743	2.18	\$30,249	726	2.20	\$33,272	727	2.44	\$35,749
Ages 65+	691	2.89	\$28,307	680	2.90	\$31,408	675	2.64	\$31,288	766	2.65	\$36,704	708	2.91	\$38,360
TOTAL	2,216	2.40	\$27,343	2,366	2.41	\$31,287	2,228	2.21	\$30,246	2,280	2.32	\$35,782	2,237	2.48	\$37,388

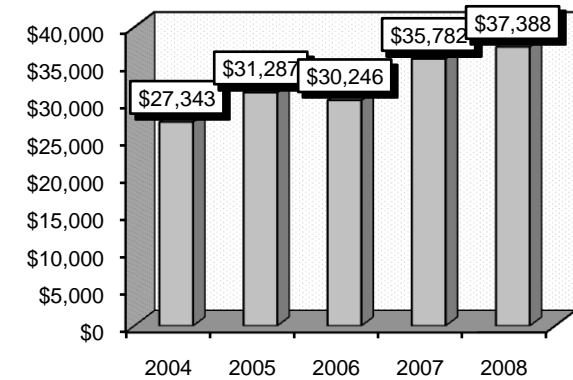
Patient Discharges



Average Length of Stay



Average Billed Charges



County / Hospital	2004			2005			2006			2007			2008		
	Cases	Avg LOS	Avg Bill	Cases	Avg LOS	Avg Bill	Cases	Avg LOS	Avg Bill	Cases	Avg LOS	Avg Bill	Cases	Avg LOS	Avg Bill
CLARK															
Centennial Hills	0	0.00	\$0	0	0.00	\$0	0	0.00	\$0	0	0.00	\$0	0	0.00	\$0
Desert Springs	162	2.33	\$25,880	129	2.54	\$30,320	80	2.36	\$35,503	89	2.38	\$46,329	86	3.49	\$55,099
Mountain View	57	2.60	\$22,706	56	3.20	\$27,618	44	2.36	\$23,854	72	2.10	\$27,740	113	2.66	\$40,399
North Vista	31	1.94	\$52,044	42	3.07	\$50,093	10	5.00	\$77,194	1	6.00	\$68,340	0	0.00	\$0
St. Rose-Rose de Lima	0	0.00	\$0	2	8.50	\$61,413	0	0.00	\$0	0	0.00	\$0	0	0.00	\$0
St. Rose-San Martin	0	0.00	\$0	0	0.00	\$0	7	3.14	\$34,879	135	2.11	\$45,921	150	2.99	\$49,298
St. Rose-Siena	241	2.77	\$26,642	224	2.04	\$27,134	205	1.70	\$27,509	237	1.81	\$32,617	289	2.08	\$31,563
Southern Hills	0	0.00	\$0	0	0.00	\$0	0	0.00	\$0	0	0.00	\$0	21	1.29	\$19,435
Spring Valley	0	0.00	\$0	48	2.38	\$29,758	54	2.43	\$28,135	77	3.70	\$41,691	105	3.06	\$47,854
Summerlin	0	0.00	\$0	1	14.00	\$58,926	1	6.00	\$52,117	1	30.00	\$472,638	1	3.00	\$23,340
Sunrise	462	2.36	\$25,678	502	2.35	\$31,220	412	1.99	\$31,276	412	2.29	\$39,934	219	2.72	\$45,194
UMC	146	3.64	\$34,027	112	2.78	\$34,879	129	2.66	\$46,884	133	2.84	\$56,704	125	2.90	\$53,951
Valley	370	1.73	\$29,706	375	2.12	\$39,322	296	2.14	\$34,244	217	2.30	\$38,272	156	2.27	\$46,315
TOTAL	1,469	2.39	\$28,144	1,491	2.36	\$33,249	1,238	2.14	\$33,269	1,374	2.34	\$40,830	1,265	2.62	\$43,591
WASHOE															
Carson Tahoe	79	1.70	\$22,069	77	1.99	\$27,993	57	2.14	\$35,386	77	2.25	\$40,055	71	2.32	\$38,797
Northern Nevada	14	3.64	\$38,284	34	2.24	\$46,389	33	2.24	\$41,391	57	2.53	\$44,652	24	2.58	\$53,294
Renown Regional	398	2.53	\$26,615	450	2.59	\$26,108	519	2.40	\$24,021	419	2.34	\$23,178	479	2.52	\$22,811
Renown S. Meadows	0	0.00	\$0	1	8.00	\$37,253	0	0.00	\$0	1	3.00	\$70,175	0	0.00	\$0
Saint Mary's	256	2.34	\$24,908	313	2.48	\$28,533	324	2.29	\$29,127	307	2.22	\$29,126	352	2.09	\$35,628
Sierra Surgery	0	0.00	\$0	0	0.00	\$0	53	1.49	\$15,348	44	1.98	\$25,180	43	1.70	\$21,648
TOTAL	747	2.40	\$25,768	875	2.49	\$27,942	986	2.30	\$26,471	905	2.28	\$28,133	969	2.31	\$29,342
RURAL															
Battle Mountain	0	0.00	\$0	0	0.00	\$0	0	0.00	\$0	0	0.00	\$0	0	0.00	\$0
Boulder City	0	0.00	\$0	0	0.00	\$0	4	1.50	\$25,260	1	4.00	\$21,802	1	1.00	\$9,695
Carson Valley	0	0.00	\$0	0	0.00	\$0	0	0.00	\$0	0	0.00	\$0	0	0.00	\$0
Churchill	0	0.00	\$0	0	0.00	\$0	0	0.00	\$0	0	0.00	\$0	0	0.00	\$0
Desert View	0	0.00	\$0	0	0.00	\$0	0	0.00	\$0	0	0.00	\$0	0	0.00	\$0
Grover C. Dils	0	0.00	\$0	0	0.00	\$0	0	0.00	\$0	0	0.00	\$0	0	0.00	\$0
Humboldt	0	0.00	\$0	0	0.00	\$0	0	0.00	\$0	0	0.00	\$0	0	0.00	\$0
Incline Village	0	0.00	\$0	0	0.00	\$0	0	0.00	\$0	0	0.00	\$0	0	0.00	\$0
Mesa View	0	0.00	\$0	0	0.00	\$0	0	0.00	\$0	0	0.00	\$0	2	2.50	\$26,538
Mount Grant	0	0.00	\$0	0	0.00	\$0	0	0.00	\$0	0	0.00	\$0	0	0.00	\$0
Northeastern	0	0.00	\$0	0	0.00	\$0	0	0.00	\$0	0	0.00	\$0	0	0.00	\$0
Nye	0	0.00	\$0	0	0.00	\$0	0	0.00	\$0	0	0.00	\$0	0	0.00	\$0
Pershing	0	0.00	\$0	0	0.00	\$0	0	0.00	\$0	0	0.00	\$0	0	0.00	\$0
South Lyon	0	0.00	\$0	0	0.00	\$0	0	0.00	\$0	0	0.00	\$0	0	0.00	\$0
William Bee Ririe	0	0.00	\$0	0	0.00	\$0	0	0.00	\$0	0	0.00	\$0	0	0.00	\$0
TOTAL	0	0.00	\$0	0	0.00	\$0	4	1.50	\$25,260	1	4.00	\$21,802	3	2.00	\$20,923
ALL COUNTIES	2,216	2.40	\$27,343	2,366	2.41	\$31,287	2,228	2.21	\$30,246	2,280	2.32	\$35,782	2,237	2.48	\$37,388

ALCOHOL/DRUG ABUSE OR DEPENDENCE

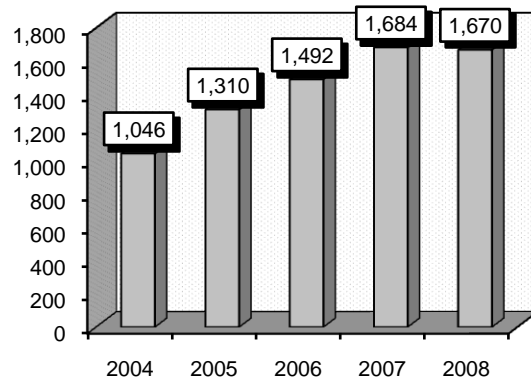
Associated Diagnoses: Diagnoses that frequently accompanied alcohol and drug abuse were: 1) Tobacco use disorder (3051), 2) Hypertension (4019), 3) Alcohol withdrawal (29181), 4) Convulsions (78039), 5) Hypopotassemia (2768), 6) Opioid type dependence; continuous use (30401), 7) Alcohol withdrawal (29181), 8) Drug withdrawal (2920).

Definitions: **Hypertension:** Elevated blood pressure persistently exceeding 140/90. Essential hypertension, the most common kind, has no single identifiable cause. **Hypopotassemia:** Disorder of fluid, electrolyte, and acid-base balance. **Depression:** An abnormal emotional state characterized by exaggerated feelings of sadness, dejection, worthlessness, and hopelessness that are out of proportion to reality.

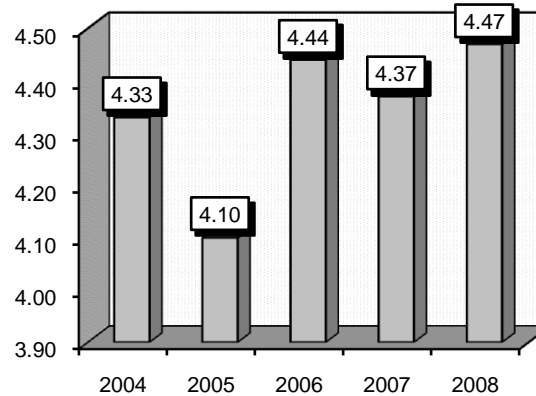
Comments: Alcohol and drug withdrawal symptoms vary from person to person. They will normally include one or more of the following: Severe headache, shakiness, hand tremors, anxiety, mood swings, depression, difficulty sleeping, nightmares, nausea, heart palpitations and loss of consciousness.

Gender	2004			2005			2006			2007			2008		
	Cases	Avg LOS	Avg Bill	Cases	Avg LOS	Avg Bill	Cases	Avg LOS	Avg Bill	Cases	Avg LOS	Avg Bill	Cases	Avg LOS	Avg Bill
Male	720	4.46	\$20,333	824	4.19	\$20,266	936	4.53	\$20,513	1,099	4.36	\$21,917	1,073	4.44	\$24,168
Female	326	4.06	\$17,683	486	3.95	\$16,387	556	4.28	\$15,754	585	4.40	\$18,294	597	4.53	\$21,344
Age Group	Cases	Avg LOS	Avg Bill	Cases	Avg LOS	Avg Bill	Cases	Avg LOS	Avg Bill	Cases	Avg LOS	Avg Bill	Cases	Avg LOS	Avg Bill
Ages 0-17	10	1.20	\$6,634	11	1.09	\$8,490	20	1.50	\$17,242	18	2.56	\$11,193	18	1.61	\$13,644
Ages 18-35	162	3.15	\$15,298	208	3.29	\$13,362	215	3.32	\$12,306	298	3.58	\$15,018	273	3.73	\$17,859
Ages 36-49	417	4.03	\$17,705	556	3.76	\$17,285	613	4.33	\$17,783	642	4.17	\$20,108	644	4.34	\$21,878
Ages 50-64	306	5.08	\$21,911	380	4.69	\$22,721	473	5.17	\$21,404	534	5.00	\$23,122	545	4.80	\$26,505
Ages 65+	151	5.15	\$24,984	155	5.17	\$22,878	171	4.55	\$23,063	192	4.71	\$25,291	190	5.28	\$26,413
TOTAL	1,046	4.33	\$19,507	1,310	4.10	\$18,827	1,492	4.44	\$18,739	1,684	4.37	\$20,659	1,670	4.47	\$23,158

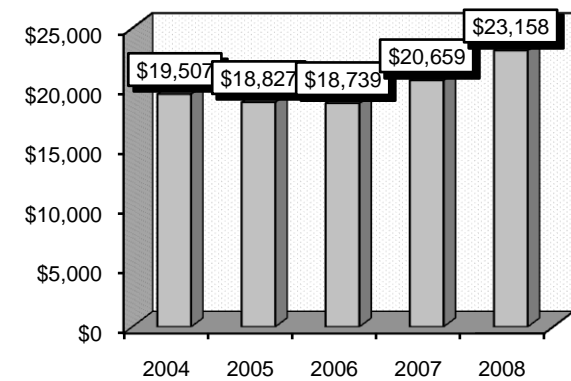
Patient Discharges



Average Length of Stay



Average Billed Charges



County / Hospital	2004			2005			2006			2007			2008		
	Cases	Avg LOS	Avg Bill	Cases	Avg LOS	Avg Bill	Cases	Avg LOS	Avg Bill	Cases	Avg LOS	Avg Bill	Cases	Avg LOS	Avg Bill
CLARK															
Centennial Hills	0	0.00	\$0	0	0.00	\$0	0	0.00	\$0	0	0.00	\$0	20	3.50	\$31,419
Desert Springs	56	4.48	\$22,418	42	4.76	\$34,175	47	6.09	\$31,218	57	2.91	\$19,739	50	6.10	\$39,539
Mountain View	32	4.41	\$31,468	29	4.17	\$22,359	39	2.79	\$18,871	58	3.97	\$28,640	54	4.04	\$25,179
North Vista	45	5.16	\$21,184	28	5.25	\$24,524	26	5.54	\$29,064	21	4.14	\$23,371	28	4.57	\$44,282
St. Rose-Rose de Lima	30	3.17	\$17,214	167	3.71	\$12,485	38	3.61	\$24,048	38	3.82	\$23,391	44	5.02	\$34,948
St. Rose-San Martin	0	0.00	\$0	0	0.00	\$0	1	5.00	\$32,043	21	3.33	\$19,441	27	3.07	\$23,731
St. Rose-Siena	41	4.95	\$20,915	47	3.32	\$22,972	42	3.67	\$25,978	57	3.95	\$27,660	26	4.92	\$29,790
Southern Hills	29	3.69	\$12,735	36	5.42	\$27,557	24	5.13	\$29,632	16	4.25	\$25,152	23	3.43	\$24,645
Spring Valley	41	4.02	\$20,981	65	3.48	\$20,849	41	3.66	\$21,587	33	4.79	\$29,484	50	4.06	\$31,806
Summerlin	33	4.64	\$31,602	40	3.33	\$23,688	37	3.41	\$22,229	29	3.69	\$30,890	35	3.71	\$31,376
Sunrise	111	4.49	\$24,384	118	4.06	\$25,831	97	4.73	\$30,209	125	4.27	\$32,181	131	3.16	\$24,595
UMC	116	4.97	\$17,793	121	3.95	\$20,830	163	4.17	\$22,679	166	4.55	\$29,701	144	3.95	\$31,910
Valley	71	4.56	\$27,373	67	4.73	\$25,376	292	3.42	\$12,300	292	3.41	\$14,121	287	3.68	\$22,713
TOTAL	605	4.54	\$22,440	760	4.04	\$21,709	847	3.98	\$20,818	913	3.88	\$23,547	919	3.92	\$28,018
WASHOE															
Carson Tahoe	191	3.46	\$10,365	229	4.74	\$11,722	320	5.49	\$13,540	279	6.13	\$16,223	276	6.60	\$15,508
Northern Nevada	29	5.79	\$23,078	21	4.29	\$20,311	18	4.06	\$19,961	160	3.98	\$13,215	137	3.42	\$13,044
Renown Regional	159	4.19	\$19,107	193	3.67	\$17,013	195	4.52	\$18,967	173	4.73	\$22,654	209	5.28	\$23,199
Renown S. Meadows	4	3.50	\$14,010	6	3.50	\$16,259	22	4.86	\$15,462	20	2.75	\$13,485	23	3.30	\$18,459
Saint Mary's	29	6.59	\$27,793	47	4.28	\$22,977	39	6.44	\$27,048	50	6.64	\$31,926	38	5.29	\$25,556
Sierra Surgery	0	0.00	\$0	0	0.00	\$0	0	0.00	\$0	0	0.00	\$0	0	0.00	\$0
TOTAL	412	4.12	\$15,896	496	4.25	\$15,266	594	5.17	\$16,474	682	5.21	\$18,219	683	5.38	\$18,026
RURAL															
Battle Mountain	1	2.00	\$3,392	0	0.00	\$0	0	0.00	\$0	0	0.00	\$0	0	0.00	\$0
Boulder City	1	4.00	\$6,135	5	5.60	\$9,445	2	1.50	\$7,341	6	3.50	\$7,302	4	1.75	\$4,944
Carson Valley	0	0.00	\$0	3	7.33	\$26,751	5	2.40	\$9,335	6	2.17	\$8,764	7	3.00	\$14,732
Churchill	7	3.29	\$13,419	12	4.17	\$14,404	7	4.71	\$20,505	18	2.78	\$15,641	7	2.43	\$11,510
Desert View	0	0.00	\$0	0	0.00	\$0	0	0.00	\$0	0	0.00	\$0	5	1.00	\$5,234
Grover C. Dils	1	2.00	\$1,613	1	1.00	\$677	7	5.00	\$4,181	17	4.18	\$3,591	16	3.31	\$3,159
Humboldt	3	3.33	\$7,558	1	4.00	\$11,991	0	0.00	\$0	0	0.00	\$0	2	2.50	\$5,001
Incline Village	0	0.00	\$0	0	0.00	\$0	0	0.00	\$0	0	0.00	\$0	0	0.00	\$0
Mesa View	0	0.00	\$0	5	4.00	\$12,754	3	1.33	\$6,251	5	2.80	\$16,246	7	2.71	\$14,849
Mount Grant	0	0.00	\$0	0	0.00	\$0	5	5.40	\$9,584	2	2.00	\$3,178	7	2.00	\$3,442
Northeastern	6	3.50	\$16,416	8	2.63	\$11,229	8	3.13	\$16,414	9	2.22	\$11,782	3	5.00	\$38,621
Nye	2	4.00	\$7,041	4	3.00	\$7,480	2	2.00	\$5,426	7	3.29	\$8,963	3	3.33	\$6,672
Pershing	0	0.00	\$0	1	1.00	\$1,838	2	2.50	\$5,138	1	1.00	\$3,319	0	0.00	\$0
South Lyon	1	2.00	\$3,095	4	2.00	\$3,535	4	1.50	\$2,207	6	1.50	\$3,352	1	3.00	\$4,855
William Bee Ririe	7	2.57	\$5,164	10	3.00	\$8,032	6	3.67	\$13,076	12	3.92	\$12,209	6	2.83	\$9,158
TOTAL	29	3.10	\$9,640	54	3.65	\$10,978	51	3.45	\$10,599	89	3.07	\$9,722	68	2.74	\$9,028
ALL COUNTIES	1,046	4.33	\$19,507	1,310	4.10	\$18,827	1,492	4.44	\$18,739	1,684	4.37	\$20,659	1,670	4.47	\$23,158

