

50¢

Suggested Retail Price

Effective January 2015



BUS BOOK



Where's my
NEXTRIDE

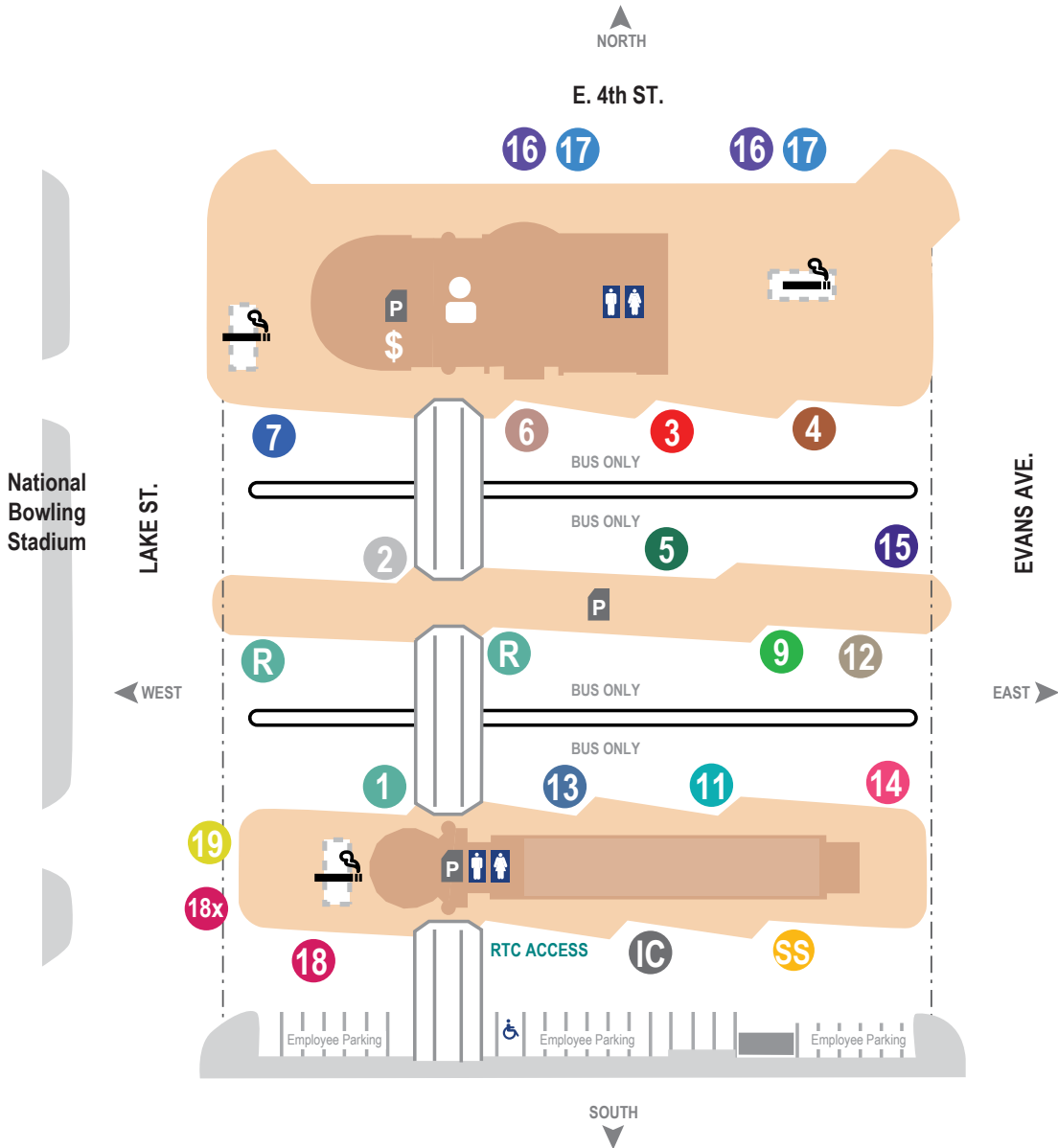
775-348-RIDE

rtcwashoe.com












RTC 4TH STREET STATION

BOARDING LOCATIONS

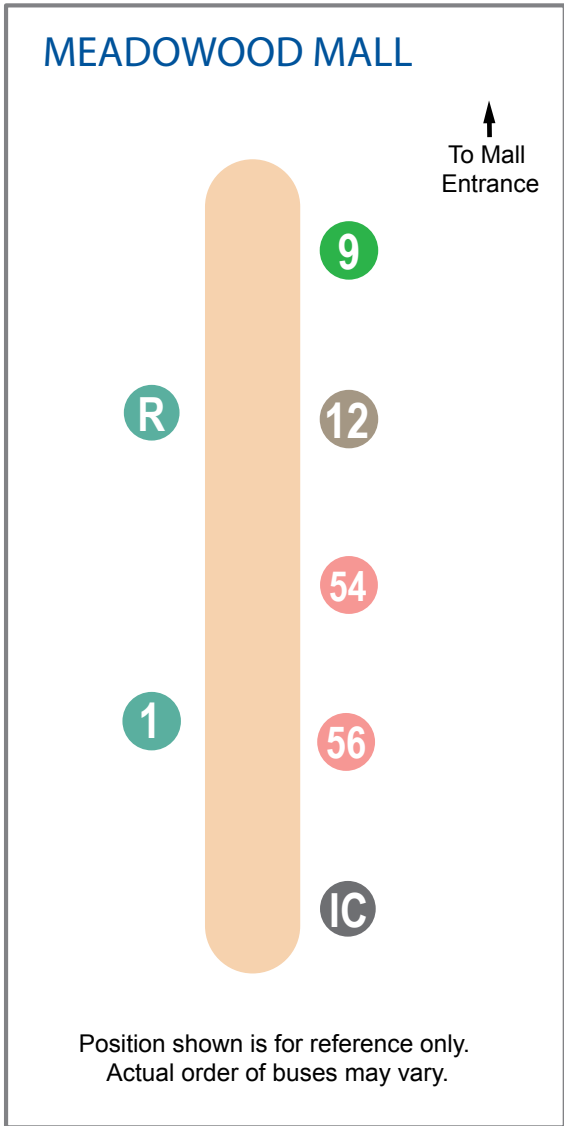
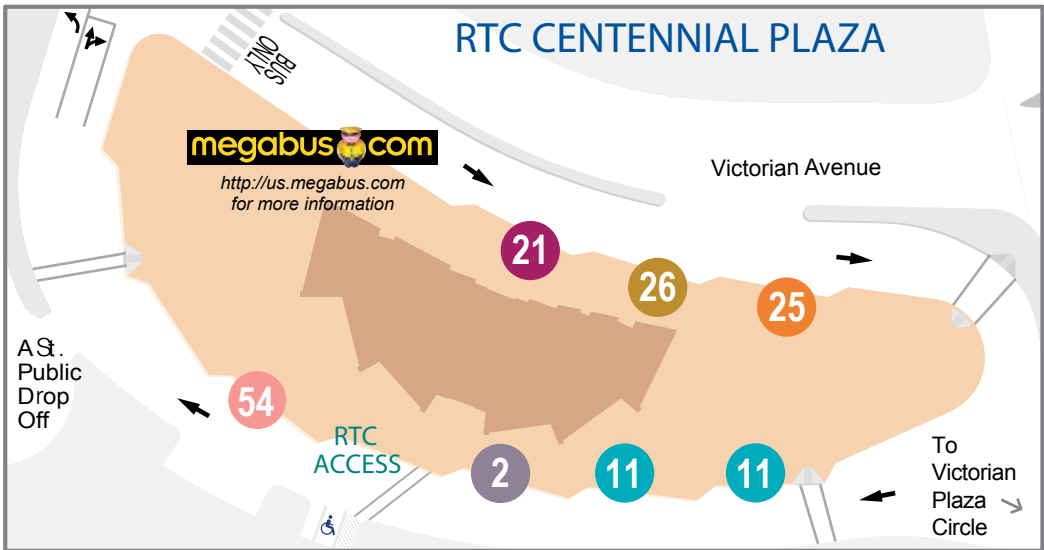


LEGEND

-  Passenger Services
-  ATM
-  Please use pedestrian walkways
-  Restrooms
-  RTC RAPID
-  Passes
-  RTC INTERCITY
-  Designated Smoking Areas
-  SIERRA SPIRIT ROUTE

 Smoking is **ONLY** permitted in the Designated Smoking Areas.

BOARDING LOCATIONS



Smoking is **ONLY** permitted in the Designated Smoking Areas.

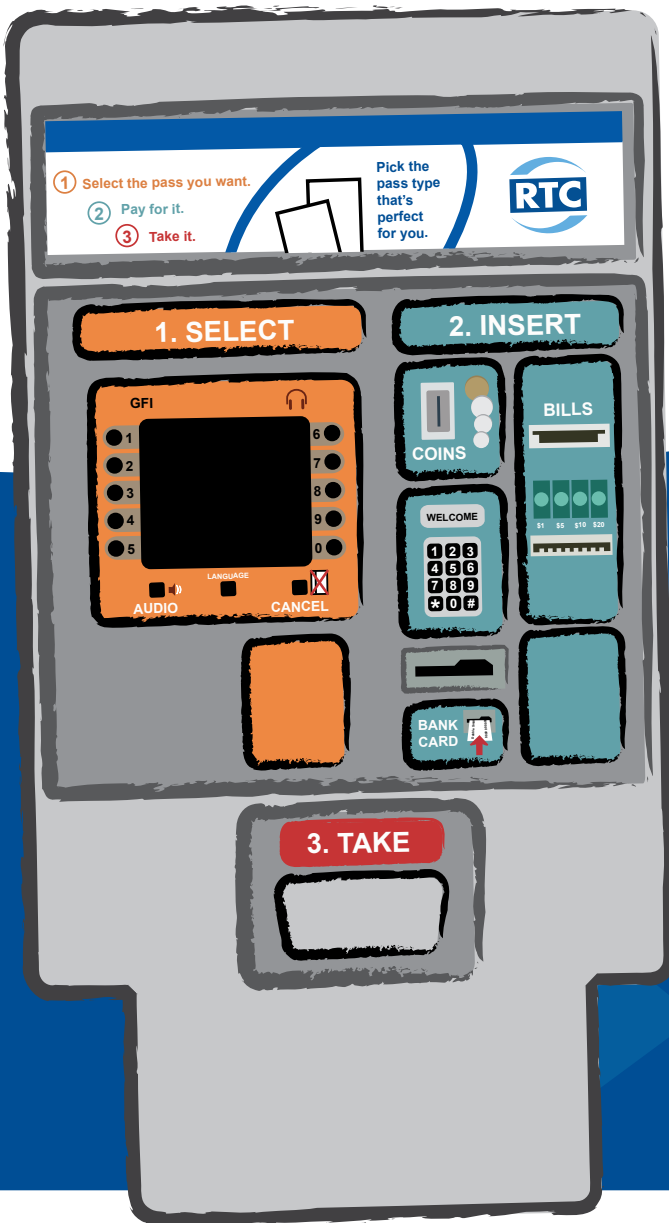
Position shown is for reference only.
 Actual order of buses may vary.

Destinations by Route

PAGE

PAGE

R	South Virginia	22,24	14	East Mill	56
	Shoppers Square • IRS • Midtown • Convention Ctr • Atlantis • Peppermill • Reno Town Mall • Washoe Co. Library • Federal Court Bldg • NV Job Connect • Meadowood Mall • Welfare Office			Nat'l Auto Museum • Renown • Grand Sierra Resort • Vocational Rehab Services • Willow Springs Adolescent Treatment Ctr • TMCC Applied Tech Ctr • Children's Cabinet	
1			15	Sutro/Wedekind/TMCC	59
				Community Services Agency • WARC • Senior Ctr • Traner Mid School • Hug High School • WINCO • TMCC	
2	Ninth/Silverada/RTC CENTENNIAL PLAZA	26	16	Idlewild	62
	Livestock Events Ctr • Washoe County Complex & Senior Ctr • Employment Security Division • Greenbrae Shop Ctr • NNCIL • Evelyn Mount Community Ctr • Welfare Office			Greyhound Station • Washoe High School • Reno High School • Idlewild Park & Pool • Federal Building	
2s	East Ninth/West Sparks	26	17	Lemmon Valley	64
	Livestock Events Ctr • Washoe County Complex & Senior Ctr • Employment Security Division • Evelyn Mount Community Ctr			Bonanza Casino • Raleigh Heights • University of Nevada • Washoe County Detention Ctr/ Sheriff's Office • Jan Evans Juvenile Justice Ctr • Evelyn Mount Community Ctr	
3	Kings Row/Sky Mountain	30	18	Glendale/Greg	66
	Post Office • McQueen High School • Ridgeview Plaza • Keystone Square • Northwest Library • Wal-Mart			Reno Sparks Indian Colony • Reno Correctional Facility • Mental Health Institute • Renown • Baldini's • Wal-Mart	
4	West Seventh	33	19	Wells/Airport	68
	Saint Mary's Hospital • Northwest Library • McQueen High School • Post Office • Keystone Square • Ridgeview Plaza			Nat'l Auto Museum • Washoe County Library • Federal Courthouse • Wells Ave. Merchants • HAWC • Marketon • Shoppers Square • Airport • RTC Admin • Post Office • Social Security • Wooster High	
5	Sutro/Sun Valley	35	21	Sparks Marina	70
	Senior Ctr • WARC • Hug High School • Sun Valley Family Ctr & Pool			Sparks Marina • Wild Island • NV Job Connection • Sparks Police Station • The Legends • Scheels • Western Village	
6	Arlington/Moana	38	25	East Prater/Baring	72
	Reno Justice Court • Washoe Co. Courthouse • Moana Stadium • Continuum • Atlantis • Welfare Office			Sparks City Hall • Post Office • Dilworth Mid School • Reed High School • YMCA • Alf Sorenson Ctr	
7	Stead	41	26	East Prater	73
	North Valleys Library • Bonanza Casino • University of Nevada/Mackay Stadium/Lawlor Events Ctr • Rancho San Rafael Park • North Hills Shop Ctr • Bonanza Square • O'Brien Mid School • Job Corps • Stead Airport • JC Penney Distribution Ctr • Donnelley Publishing			Sparks City Hall • Post Office • Sparks Police Dept • Northern Nev Med Ctr • Iron Horse Shop Ctr • Silver State Shop Ctr • Dilworth Mid School • NV Job Connect	
9	Kietzke	44	54	Sparks/Meadowood	76
	Renown • AT&T Nevada • Wooster High • Kietzke Ctr • Firecreek Crossing Shop Ctr • Meadowood Mall • Costco			Mira Loma Park • Children's Cabinet • Meadowood Mall • Vocational Rehab Services • Humane Society • Baldini's • RTC CENTENNIAL PLAZA	
11	Fourth/Prater	47	56	South Meadows/Damonte Ranch	78
	Deer Park • Ascuaga's Nugget • Victorian Square • DMV • RTC CENTENNIAL PLAZA • RTC 4TH STREET STATION			South Meadows • Southwest Pavilion • TMCC Meadowood • Renown • Meadowood Mall • Immigration Services • Super Wal-Mart • WINCO • Post Office	
12	Terminal/Neil	51			
	Renown • Grand Sierra Resort • Meadowood Mall • Reno Police Substation • Wal-Mart • Reno-Tahoe Airport • Pine Middle School				
13	VA Hospital/Grove	54			
	Veteran's Med Ctr • Costco • Franktown Corners				



BUY PASSES AT THE PVM! IT'S AS EASY AS 1, 2, 3!

PVMs are located at RTC 4TH STREET STATION and RTC CENTENNIAL PLAZA. Instructions are available in Spanish and English through an audio feature for the convenience of all riders.

**OR BUY ONLINE AT
[rtcwashoe.com!](http://rtcwashoe.com)**

1. Select your fare category and pass type.

All RTC RIDE and RTC INTERCITY passes are available for adults, youth, seniors and persons with disabilities. Passes will activate at the time of first use.

2. Insert payment.

The PVM accepts cash, coin, debit, MasterCard or VISA. All change provided in coins, including dollars.

3. Take the pass and change...

and Go!



A Note from Executive Director Lee Gibson

On behalf of the Regional Transportation Commission, welcome aboard your community's public transit system. Your RTC is a cooperative regional board governed by appointed representatives from Washoe County (2) and the cities of Reno (2) and Sparks (1). We, along with MV Transit and First Transit, are proud to provide you with safe, clean and reliable transportation services to meet your many travel needs. We are especially proud of our dedication to environmental sustainability and helping our community become a center for innovation, opportunity, recreation and learning. All of the 64 RTC and 350 MV/First Transit employees work every day to plan, operate, maintain, and listen to our customers on ways to better deliver our services.

Throughout 2014, we saw our ridership levels increase. Fixed route ridership was up to 8.2 million rides in 2014 – an increase of 200,000 rides over 2013. The Virginia Street RAPID ridership reached 1.3 million rides or a 13 percent increase over 2013. This is the fourth year in a row that the percentage increase in rides on RAPID was in double digits. Because of this growth, we are developing plans to extend the RAPID service through downtown to the University of Nevada, Reno where more than 20,000 students, faculty, and staff live, study and work. Five RAPID stations are planned for this service within the vicinity of UNR. Other project improvements include: upgrades to sidewalks and crosswalks, installation of pedestrian controls and improved lighting. Project design is now underway with construction anticipated to begin in 2017.

The RTC successfully introduced four new all-electric Proterra buses into our fleet in April 2014. These buses offer the widest range of benefits to our customers and community including: a smooth and quiet ride, extremely low operating costs, high reliability, and virtually no greenhouse gas emissions. Funded through a demonstration program sponsored by the Federal Transit Administration, these buses show electric vehicle technology works in the demanding environment of public transit and yet, the electric buses operate at nearly one half the cost per mile of our hybrid and regular diesel buses. We will be operating these buses on a wide variety of routes in 2015. We're excited to bring you this new technology!

RTC is moving forward with the 4th Street/Prater Way RAPID Transit and Street Reconstruction Project. The project covers 3.1 miles between RTC 4TH STREET STATION and RTC CENTENNIAL PLAZA. During the coming year, we will be designing the project to include eight RAPID stations, wider sidewalks for improved mobility and connectivity, and bike lanes. RTC is proud of obtaining a \$16 million Transportation Investment for Growth and Economic Recovery (TIGER) grant from the U.S. Department of Transportation in 2014 to fund the construction of these improvements. We anticipate starting construction in 2016.

RTC plans to reconstruct the Villanova Maintenance Facility to accommodate changing maintenance requirements associated with using electric buses and new technologies. In 2015, RTC will construct two additional maintenance bays, add storage for 10 more vehicles, and install advanced technology to control operating cost.

The RTC is taking the lead in our community by promoting a discussion of the role of public transit in the region and looking at ways to continue to fund, finance and deliver public transit. A Blue Ribbon Committee (BRC) was established by RTC in the summer of 2014 whose purpose is to look at the operational, financial, and demographic issues that drive the need for public transit. As the economy continues to grow, we expect the demands for service will increase from new business, seniors, and millennials seeking an alternative to the automobile. The BRC will develop recommendations for the RTC to evaluate and potentially adopt to move public transit services in alignment with the growth and change occurring in our community.

We are continuing to reach you and the general community through social media (such as Facebook and Twitter), our website and an aggressive outreach program. I encourage every rider to attend our community events, provide us your thoughts, and help us plan a sustainable public transit system that will meet not only our current needs, but future demand. It's our goal to maintain and enhance a system that is an asset in improving the Truckee Meadows as a place to live, learn, work and play. **This is Your RTC.**

Lee G. Gibson, AICP
Executive Director

Table of Contents

- Message from the Executive Director 2
- How to Ride Guide 3
- People with Special Needs 4
- “Welcome Aboard” 5
- How to Use the Bus Book 5
- Reading Schedules 6
- Easier Still, Call 348-RIDE (348-7433) 6
- What Does it Cost? 6
- Passes 6
- Reduced Fares Require Special I.D. 7
- Paying Your Fare 7
- About Transfers 7
- Enjoy the Ride/Seating 8
- For the Safety & Comfort of All Passengers 8
- Leaving the Bus/Special Features 9
- Take Your Bike for a Ride (Bike Racks) 9
- Detours/Rider Alerts 10
- Service During Snow & Ice 10
- Title VI Policy 10
- Lost & Found 10
- Holiday Service 10
- Pass Retailers 11
- Sección en Español 12-20
- Routes and Schedules
 - RTC RAPID 22-23
 - RTC RIDE 24-29
 - RTC INTERCITY 81
 - SIERRA SPIRIT ROUTE Back Inside Cover
 - JAC 82-83
- Destinations by Location 85

For FREE Large Print Bus Schedules call 335-1903.

For FREE mobility training call 353-3599.

For those requiring hearing or speech assistance, contact Relay Nevada at 1-800-326-6868 (TTY, VCO, or HCO).

Information current as of January 2015 and is subject to change without notice.

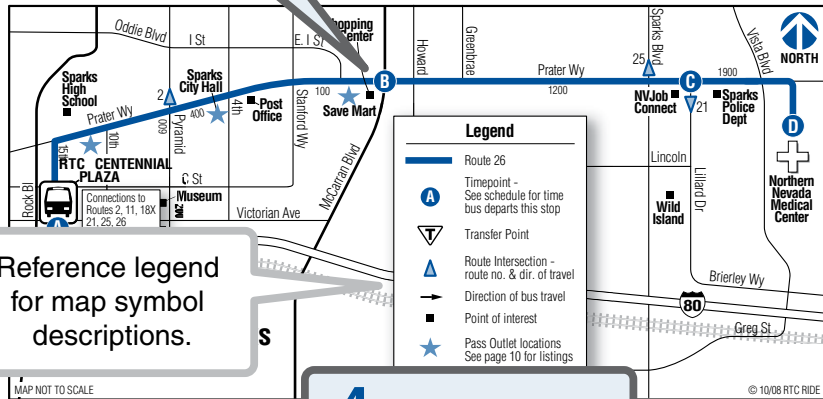
HOW TO RIDE GUIDE

1. To find the best route to your destination, use the pull-out map in the center of the book. Buses make frequent stops along all routes.
Please arrive 5 minutes early on all stops.

3. Choose the **Time Point** closest to your starting location.

2. Choose the route and schedule you need to use in the book.

ROUTE 26 East Prater RTC CENTENNIAL PLAZA



Reference legend for map symbol descriptions.

4. Day of the week.

5. Direction of travel.

Monday - Friday
From Downtown Sparks To Downtown Sparks

Contra-From Route	Depart RTC CENTENNIAL PLAZA	Prater & McCarran	Prater Lillard	Arctic Nevada Medical Center	Drop NV Job & McCarran Center	Prater Lillard	Prater & McCarran	Arctic RTC CENTENNIAL PLAZA	Changes to Rides
	A	B	C	D	D	C	B	A	
11	5:20	5:25	5:29	5:35	5:35	5:40	5:45	5:53	11
11	6:05	6:10	6:14	6:20	6:20	6:25	6:30	6:38	11
11	7:05	7:10	7:14	7:20	7:20	7:25	7:30	7:38	11
4			4	8:20	8:20	8:25	8:30	8:38	11
4			4	9:20	9:20	9:25	9:30	9:38	11
4			4	10:20	10:20	10:25	10:30	10:38	11
4			4	11:20	11:20	11:25	11:30	11:38	11
4			4	12:20	12:20	12:25	12:30	12:38	11
4			4	1:20	1:20	1:25	1:30	1:38	11
11	2:05	2:10	2:14	2:20	2:20	2:25	2:30	2:38	11
11	3:05	3:10	3:14	3:20	3:20	3:25	3:30	3:38	11
11	4:05	4:10	4:14	4:20	4:20	4:25	4:30	4:38	11
11	5:05	5:10	5:14	5:20	5:20	5:25	5:30	5:38	11
11	6:05	6:10	6:14	6:20	6:20	6:25	6:30	6:38	11
11	7:05	7:10	7:14	7:20	7:20	7:25	7:30	7:38	21
11	8:05	8:10	8:14	8:20	8:20	8:25	8:30	8:38	21
11	9:05	9:10	9:14	9:20	9:20	9:25	9:30	9:38	21
11	10:05	10:10	10:14	10:20	10:20	10:25	10:30	10:38	21
11	11:05	11:10	11:14	11:20	11:20	11:25	11:30	11:38	21

6. Departure times are listed below the **Time Point**.

8. Read across to select your departure time.

7. Determine the **Time Point** nearest to your destination and the time the bus serves that stop.

Light Type = AM Bold Type = PM

RTC Passenger Services: 348-RIDE (348-7433 Voice); rtwashoe.com; 1-800-326-6868 (TTY)

For more detailed information, please review "How to Use the Bus Book" on page 5.

Any more questions? Call 348-RIDE or go to rtwashoe.com or visit the Google powered Trip Planner.

People with Special Needs

RTC RIDE wants your trip to be as convenient and enjoyable as possible. The following will provide you with information on the coach operators' responsibilities and ways you can prepare for your ride.

- Passenger Services is here to help! If you would like to find out if a particular bus stop is accessible before you ride the bus please contact Passenger Services at 348-RIDE. They are available Monday to Friday from 7 am–7 pm and Saturday from 8 am–5 pm.
- RTC RIDE requires all wheelchairs be secured using Four Points Securement Procedures so that they do not move more than 2 inches in any direction and are secured in a manner that the chair will not tip over in the event of a turn or sudden brake.
- If a wheelchair cannot be secured because of an issue with bus stop accessibility, the bus securement strap system or mechanical malfunction of lift or ramp, the coach operator will inform the wheelchair user that RTC RIDE will provide transportation for them within the next 30 minutes. If there is another bus scheduled in the next 30 minutes then that bus can be used to transport the passenger, however, if another bus is not scheduled RTC will dispatch a bus within 30 minutes.

Regardless of the situation, it is the coach operator's job duty to notify a supervisor immediately of the problem.

- The coach operator must deploy the ramp or lift for any passenger who asks to use the ramp or lift.
- ADA announcements will be automatically announced at all of the major intersections and places of interest. Should the equipment malfunction the coach operator will make the announcements. In addition, coach operators will make announcements upon request of disabled passengers.
- The coach operator must, prior to moving the bus, give people with disabilities or those with special needs a reasonable opportunity to find an available seat or if no seats are available to become stationary/stable by holding on to the back of a seat or a vertical or horizontal pole.

“Welcome Aboard!”

RTC RIDE is the public transit service of the greater Reno/Sparks area. We provide residents and visitors with safe and reliable bus service and we are committed to making your trip a pleasant one. We're proud of our clean, modern bus fleet and our professional and courteous coach operators.

RTC is a service of the Regional Transportation Commission (RTC). The Commission is comprised of elected officials from Reno, Sparks and Washoe County. In addition to running RTC RIDE and RTC RAPID, the RTC also provides RTC ACCESS service for people with disabilities, constructs and renovates major roads in the region, and is the Metropolitan Planning Organization for the Truckee Meadows. RTC also operates RTC INTERCITY between Carson City and Reno, and the SIERRA SPIRIT route between downtown Reno and the University of Nevada.

RTC operates 26 bus routes. Routes originate at either the RTC 4TH STREET STATION transit center in downtown Reno, at the RTC CENTENNIAL PLAZA transit center in downtown Sparks, or at the Meadowood Mall transfer center.

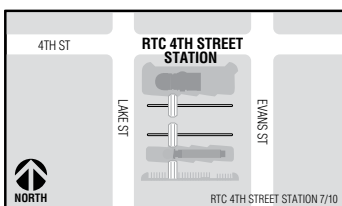
Buses travel outbound from the central transfer points, much like spokes from the hub of a wheel. Buses depart RTC 4TH STREET STATION in downtown Reno (the “hub”) and go to the outlying neighborhoods (the “spokes”). The buses then return inbound to RTC 4TH STREET STATION. The schedules and maps of each route reflect this pattern.

RTC 4TH STREET STATION

is the main transit center in Reno. Located in downtown at 4th and Lake Streets, RTC 4TH STREET STATION is open 24 hours a day and has route and

schedule information, pay telephones and on-site security. Passes are available from pass vending machines 24-hours a day. The information booth is open Monday to Friday 7 am–7 pm, Saturday 8 am–5 pm, except holidays. See Holiday Service on page 10.

North Island building hours are 5 am–11 pm. South Island building is open 24 hours.

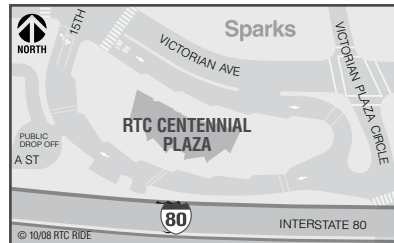


200 E. 4th St., Reno

RTC CENTENNIAL PLAZA is located on

Victorian Avenue and 15th Street in downtown Sparks and features many conveniences for riders including,

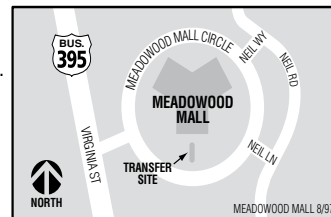
comfortable waiting areas, a pass vending machine, and restrooms. The information booth is closed. Please use the Customer Service Hotline for assistance.



1421 Victorian Ave., Sparks

The Meadowood Mall transfer site is located in the south parking lot and has enclosed passenger shelters to make your wait a pleasant experience. The mall is open

Monday to Saturday 10 am–9 pm; and Sunday 11 am–6 pm.



How to Use the Bus Book

This Bus Book contains all the information you will need for a comfortable trip on RTC RIDE, whether it's your first ride or you've been a regular customer for years. **First look at the pull-out system map in the center of the Bus Book** to see where you are and where you want to go. Then check to see which bus route(s) (all color-coded) you will need to take to get you to your destination. Sometimes, a transfer to another bus may be required. That would take place at one of the transfer centers listed above or at an intersection. (**See page 7** for more information on transferring.) Some buses operate on “flow-through” routes. These buses change route number at the transfer centers, but passengers already on the bus may continue on without using a transfer or having to get off the bus. (A more complete explanation of “flow-through” routes is found **on page 7**.)

Once you have identified which route(s) to take, check the page that shows the bus route map and schedule to see what time the bus will arrive. The major “time points” – not all the stops – are shown in the Bus Book, so you need to find the one that is closest to where you want to get on the bus. If the time point shown in the book is before your stop, add a few minutes to the schedule. Call 348-RIDE (348-7433) for the bus stop location nearest you, or try the Google Transit Trip Planner.

* No smoking except in designated areas.

Reading Schedules

Just follow these easy steps:

- Turn to the appropriate page showing the individual schedule for the route(s) you are planning to use.
- Choose the timetable for the day you wish to travel (weekday, weekend or holiday schedule).
- Find the direction of travel (generally “from” or “to” Downtown Reno, Sparks or Meadowood Mall).
- Find the closest time point prior to where you want to catch the bus.

Easier Still, Call 348-RIDE or visit rtcwashoe.com

If this is the first time you're taking RTC RIDE or you would like additional assistance in planning your trip, call RTC Passenger Services, Monday to Friday 7 am–7 pm, Saturday 8 am–5 pm, at **348-RIDE** (348-7433) **TTY** 1-800-326-6868 excluding holidays. See Holiday Service on page 10. Be sure to have paper and pen available as well as the following information: your starting point and destination and the closest intersection to both points, the time you need to arrive at your destination and the time you would like to begin your return trip. Visit rtcwashoe.com for online schedule information. At RTC 4TH STREET STATION and RTC CENTENNIAL PLAZA, estimated bus arrivals and departures are displayed on plasma screens for passenger convenience.

What Does It Cost?

Fares on RTC RIDE may be paid with cash or passes. Drivers cannot make change. Overpayments are refunded with passes and no cash back is given. In order to avoid paying more than the required fare, please have exact change available. **Transfers are free, valid for 90 minutes, and must be requested when you get on the bus and pay your cash fare, or use your 10-ride pass.**

- Youth are age 6–18 years and all students with current middle or high school ID
- Seniors are 65 years and older
- Disabled
- Medicare

Onboard Cash	Adult	Reduced** (Youth, Senior, Disabled)
Single Ride*	\$2.00	\$1.00
24-Hour	\$5.00	\$2.50
SIERRA SPIRIT	\$0.25	\$0.10
Pre-purchased Passes		
24-Hour	\$3.75	\$1.75
10-Ride	\$16.00	\$8.00
7-Day	\$19.50	\$9.75
31-Day	\$65.00	\$32.50
31-Day Disabled	N/A	\$26.00

*Free 90-minute transfer with each initial ride.

**Reduced fares require ID when boarding.

Children 5 and under ride free with an adult.

RTC ACCESS ID single ride is 50 cents and 10-Ride is \$4.

Passes

Bus passes make frequent riding more economical and easier because you don't need to carry exact change. Period passes (24-hour, 7-day, and 31-day) allow you an unlimited number of rides during a specific time period. 7-day and 31-day passes are activated at the time of first use, and expire at midnight on the last day. You can buy a 7-day pass on Friday, use it for the first time on Monday and it will be valid for a week, expiring the following Sunday at midnight. 10-ride passes are valid for 10 rides and 24-hour passes expire 24 hours after activation. Passes are not transferable, replaceable, or refundable and all sales are final. Visit rtcwashoe.com to buy passes online or see page 11 for a list of Pass Retailers.

Pass Vending Machines

Pass vending machines (PVM) are available at RTC 4TH STREET STATION and RTC CENTENNIAL PLAZA for easy, quick and convenient pass purchases with cash, coin or credit cards. All RTC RIDE passes are available from the PVMs, including 24-hour passes. Purchasing a pass from a PVM is as easy as 1, 2, 3. Select your fare category and pass type; insert your payment; and take your pass, change, and receipt. Instructions are available in Spanish and English through an audio feature for the convenience of all riders. **All pass sales are final.**

Check out our Ticket Vending Machines at RTC RAPID stations, see page 75.

24-hour Passes

You can prepurchase 24-hour passes online and from the pass vending machines (PVM) located at RTC 4TH STREET STATION and RTC CENTENNIAL PLAZA. If purchased from the PVM, the pass is not activated until first use. It will expire 24 hours after first use. Passes purchased online will be mailed.

The 24-hour pass can also be purchased onboard all RTC RIDE buses at the time of boarding. The farebox will issue a 24-hour pass for unlimited trips on all RTC RIDE routes for the period of 24 hours. The back of the pass shows the date and time the pass was issued, as well as the date and time it expires. Unlike other RTC bus passes, the 24-hour pass purchased from the farebox on the bus is activated at the time it is issued. See “Paying Your Fare” on page 7 for additional information on 24-hour passes.

Reduced Fares Require Special I.D.

Youths, seniors and people with disabilities or on Medicare may take advantage of discounted fares as long as a valid identification card (I.D.) is presented at time of boarding. Acceptable I.D.s, may include, but are not limited to:

To show proof of age (youth, senior fares)

- Driver's license or DMV I.D. card
- Current RTC RIDE Senior I.D. card
- Current middle or high school student photo I.D.
- Current youth or senior I.D. card issued by another transit agency

To show proof of disability

- Current RTC RIDE Disabled I.D. card
- Current Disabled I.D. card issued by another transit agency
- Current RTC ACCESS I.D. card
- Medicare card

Reduced fare I.D. cards are free* and can be obtained at the following locations:

RTC 4TH STREET STATION Information Booth

Located at 4th & Lake Streets, Reno
Office Hours: Monday to Friday 7 am–7 pm,
Saturday 8 am–5 pm, excluding holidays. See
Holiday Service on page 10.

*Replacement I.D. cards cost \$5.00 each.

Children age five and under ride free and must be accompanied by an adult.

Paying Your Fare

To avoid overpayment, please have the exact fare ready when boarding. Drivers do not carry change. **Overpayments are refunded with passes and no cash back is given.**

Cash, passes, and transfers can be used on all buses. Deposit cash into the farebox, or insert your pass into the farebox. **If you will need to transfer, ask the bus driver for a transfer when you pay your fare.** If you use a 24-hour, 7-day, or 31-day pass, transfers are not needed. See transfer section for more details.

If purchasing a 24-hour pass onboard, please **notify the driver at time of boarding.** The driver will have to prepare the farebox for your purchase **so please do not insert money before being asked to do so.**

About Transfers

If the bus you are riding doesn't go to your final destination, then you may transfer to another bus. **Transfers are free and valid for 90 minutes. Transfers must be requested when paying your fare and are not transferable.** If you're not sure where or how to transfer, just ask your driver for help.

Take the bus to a transfer point or to where two routes meet. Wait for your connecting bus at the appropriate bus stop (see System Map or individual route maps). Valid 24-hour, 7-day and 31-day pass holders do not require a transfer.

If you have further questions about how to transfer between buses, call RTC Passenger Services at **348-RIDE** (348-7433) TTY 1-800-326-6868.



Limitations on Transfers

- ✓ **Transfer requests must be made when paying your fare.**
- ✓ The farebox will time and date stamp the transfer, identify the expiration time as well as the route the transfer was issued on. (See sample transfer above.)
- ✓ The farebox will only accept valid transfers. If your transfer is invalid, a full fare is required.
- ✓ In the event the farebox cannot read a transfer due to damage, it is up to the driver's discretion to accept the transfer.
- ✓ If you forget to request a transfer at the time of boarding, a "late transfer" is available from the driver before you exit the bus. Late transfers are valid for only 60 minutes.

Transfers with 10-Ride Passes

When using your 10-ride pass, be sure to ask for a transfer at time of boarding. This will allow you to avoid an unnecessary use of a ride when transferring.

"Flow-Through Routes"

Some routes flow through or change from one route to another route. For example, you can get on a Route 11 bus outbound, ride it to RTC CENTENNIAL PLAZA where it changes to a Route 21 bus, and continue to ride to east Sparks without transferring. These are called "flow-through" routes. They are shown on the schedule in the columns ("Comes from Route" and "Changes to Route").

Fourth/Prater									
From Downtown Reno					To Downtown Reno				
Comes from Route	A	B	C	D	Changes to Route	E	F	G	H
Gar	4:15	4:22	4:28	21	Gar	4:51	4:57	5:07	11
Gar	5:00	5:07	5:13	26	21	5:21	5:27	5:37	11
11	5:15	5:22	5:28	21	26	6:06	6:12	6:22	11
11	5:45	5:52	5:58	26	21	6:21	6:27	6:37	11
Gar	6:15	6:22	6:28	25	26	6:51	6:57	7:07	11
11	6:30	6:37	6:43	21	26	7:06	7:12	7:22	11
11	6:45	6:52	6:58	26	21	7:21	7:27	7:37	11
Gar	7:00	7:07	7:13	21	25	7:21	7:27	7:37	11
11	7:15	7:22	7:28	25	21	7:36	7:42	7:52	11
11	7:30	7:37	7:43	21	26	7:51	7:57	8:07	11
11	7:45	7:52	7:58	26	21	8:06	8:12	8:22	11
11	8:00	8:07	8:13	21	25	8:21	8:27	8:37	11
11	8:15	8:22	8:28	25	21	8:36	8:42	8:52	11
11	8:30	8:37	8:43	21	26	8:51	8:57	9:07	11
11	8:45	8:52	8:58	26	21	9:06	9:12	9:22	11

Enjoy the Ride!

Getting on the Bus

Please remember boarding is allowed only at designated bus stops. Double-sided blue and white RTC RIDE bus stop signs and route number signs are posted at all designated stops. Passenger shelters are provided at many locations and solar-powered bus stops are being tested at selected stops as an additional passenger amenity, offering bus signaling capability, security lighting and on-demand schedule illumination. Make sure to be at the bus stop at least 5 minutes before the scheduled stop. RTC RIDE operates all bus service using official U.S. time established by National Institute of Standards and Technology (NIST) and the U.S. Naval Observatory (USNO). Stand up when the bus approaches and look for the route number and destination sign above the windshield. Wave with your palm facing the bus to stop the bus. Wave with your palm facing the ground to let the bus pass. Always feel free to confirm with the driver that you are boarding the correct bus. Be at the stop and ready to board with correct fare. After dark, or on unlighted streets, you may wish to signal the driver with a flashlight.

If You Get on the Wrong Bus

Tell the driver you are on the wrong bus and ask for assistance. The driver will give you directions or call for a supervisor to assist you.

For Your Safety

- ✓ To avoid the possibility of slipping and falling, please stand back from the curb when the bus approaches the bus stop. Also, the right side mirrors on the bus are low enough to strike a taller individual who is too close to the curb
- ✓ Be aware of uneven curbs and sidewalks or obstacles at the curb
- ✓ NEVER RUN alongside a moving bus, or into the street in front of a parked bus, or across the street to stop a departing bus
- ✓ Do not cross in front or behind the bus; wait for the bus to pull away before crossing the street
- ✓ Do not attempt to board a bus which has pulled away from the curb; drivers are not allowed to return to the curb once they depart
- ✓ RTC and RIDE staff are identifiable by the logo on uniforms, vehicles and ID badges

Seating

For your safety, please sit down quickly and remain seated throughout your trip. When it is



time to get off the bus, please stay in your seat until the bus comes to a complete stop. If the bus is crowded and you have to stand, move as far to the rear of the bus as possible, and hold the handrails. **Please remember, the front seats are reserved for senior citizens and people with disabilities.**

For the Safety & Comfort of All Passengers

We Require That You...

- ✓ Please respect the property and privacy of our neighbors.
- ✓ Do not smoke aboard the bus or in bus stop shelters and only at designated areas at transit stations. This includes electronic cigarettes (e-cigarettes), vaping devices, or any other battery-powered device which simulates tobacco smoking
- ✓ Do not eat or drink aboard the bus
- ✓ Leave front seats available for senior citizens and people with disabilities
- ✓ Walk, do not run on the bus or anywhere on RTC facilities (such as RTC 4TH STREET STATION, RTC CENTENNIAL PLAZA or around bus stops)
- ✓ Wear shirts, shoes and pants
- ✓ Keep your arms inside the bus and feet on the floor while riding
- ✓ Keep bus aisles clear of packages, carriages, etc.
- ✓ Keep seats clean and place all trash in trash cans
- ✓ Use earphones to listen to your radio/audio device
- ✓ Do not cause disruptive behavior or use foul language. Please report any individual who harasses or threatens you or another passenger
- ✓ Please report any person who vandalizes RTC property
- ✓ Assaulting a driver is a federal offense and felony. Assault includes the threat of physical violence, spitting, and throwing objects. Onboard cameras may be used to prosecute offenders

Restrictions on Carry-on Items

- ✓ Food and beverages are only permitted in sealed, spill-proof containers
- ✓ Alcohol can only be transported in sealed containers on buses, at bus stops, or at transfer centers
- ✓ Guns are strictly forbidden unless carried by on-duty law enforcement, transit center security officers, or an individual with a valid concealed weapons permit
- ✓ Weapons are strictly forbidden
- ✓ Any items which could cause chemical or grease damage, or hazards such as automobile batteries, are prohibited
- ✓ Oversized objects that impede safe movement of passengers are not permitted
- ✓ Collapsed baby strollers and 2-wheel collapsible carts must remain closed while on board the bus
- ✓ Animals, other than service animals, must be in secured containers

Leaving the Bus

RTC RIDE buses stop only at designated bus stops. If you're not sure where your stop is, ask the driver to call it out.

To signal the bus to stop, simply use the pull cord or press the black or yellow tape beside the window. Signal about one block before your stop to give the driver enough time to react to your request. The driver will pull over at the next stop. If the driver is unable to stop in time or it is unsafe to stop, he will continue to the next designated bus stop and let you off there. Wait until the bus has come to a complete stop before standing to exit. **Please use the rear door when exiting to allow additional passengers to board.** The rear doors are not automatic, so you will need to push the marked bars or strips for the doors to open. After exiting, DO NOT cross in front of the bus. Wait until the bus has pulled away and cross at a designated cross walk.

Special Features

“Kneeling” Buses, Public Address Systems and Wheelchair Lifts

Each RTC RIDE bus has a front-end “kneeling” feature that lowers the first step to curb level for easier access for people who have difficulty climbing stairs. Just ask the driver to have the bus “kneel” for you. All RTC RIDE buses have a public address system for stop, transfer and other announcements. In addition, our buses are equipped with either front door ramps for wheelchair access or wheelchair lifts located at the rear door of the bus, both of which are operated by the bus driver. Passengers in wheelchairs are loaded first and the driver will assist in securing your wheelchair. Mobility devices up to 30" x 48" and weighing up to 600 pounds when occupied can be accommodated. All RTC RIDE buses have two secured wheelchair areas. Free mobility training is available from Northern Nevada Center for Independent Living. Call 353-3599 (353-3588 TTY).

Free WiFi Available

Free wireless internet access is available at RTC 4TH STREET STATION in downtown Reno and at RTC CENTENNIAL PLAZA in Sparks' Victorian Square. RTC INTERCITY and RTC SIERRA SPIRIT are also free WiFi “hot spots” for accessing the internet. Members of the public can board these transit services with their portable internet access devices and check e-mail, shop online or simply relax and surf the web. Bandwidth for the WiFi is estimated to be similar to a DSL line with coverage throughout downtown Reno, Washoe Valley, and Carson City.

Take Your Bike for a Ride

All RTC RIDE buses are equipped with racks to hold two or three bicycles. Bike racks on RTC INTERCITY buses hold three bikes. You or a companion must be physically able to load your bike. Bike racks are convenient and easy to use. While drivers are not allowed to help load or unload your bike, they can tell you how to use the bike rack. The only contact is between the tire and the rack, so there is little chance of scratching. And best of all, there's no additional cost for using the bike rack! Free bicycle racks are available at RTC 4TH STREET STATION and RTC CENTENNIAL PLAZA.



Just follow these simple steps:

- 1 Wait for the bus to come to a complete stop. Lower the bike rack by pulling up on the release bar on the top of the bike rack.
- 2 Lift your bike onto the rack using the front slot first and fitting your tires into the slots.
- 3 With your bike already in the rack, pull the support arm out and up over the front tire to secure it.
- 4 **Before exiting the bus, tell the driver you want to unload the bike.** To unload, pull the support arm out and down over the front tire, lift your bike onto the curb, fold the rack up to the locked position, stand clear of the bus, and signal the driver that you are finished and it's safe for you to leave.

RTC RAPID – Using the bike rack:

- 1 Place front tire on bike hook at the top of the rack
- 2 Device will close to secure the front tire
- 3 Place rear tire in floor slot and secure with straps

To remove your bike:

- 1 Undo lower straps on rear tire
- 2 Lift bike off of the hook
- 3 Lock will open
- 4 Remove your bike carefully



Detours/Rider Alerts



From time to time, RTC RIDE buses will be placed on detour from their original routing. In an effort to communicate detours to passengers, several tools are used by RTC RIDE supervisors to get the word out to passengers.

- Long-term detour information is posted at RTC 4TH STREET STATION and RTC CENTENNIAL PLAZA.
- Detour signs are posted at affected bus stops.
- On board all buses, behind the driver, is a passenger information center with detour/rider information. Please reference this regularly for up-to-date information on routing/system changes.
- Sign up for MyRTC to receive email updates of transit alerts on rtcwashoe.com.
- Passengers can also visit rtcwashoe.com for all detour and passenger information.

Service During Snow and Ice

RTC RIDE buses may be delayed, detoured, or may not be wheelchair accessible when the roads become slippery. This information will be posted at all detour/passenger information locations as noted in the previous section.

Federal Title VI

The RTC is committed to ensuring that no person is excluded from participation in, or denied the benefits of, its services on the basis of race, color or national origin as protected by Title VI of the Civil Rights Act of 1964, as amended. For additional information on the RTC's obligation regarding non-discrimination, please write to: RTC, c/o Director of Administrative Services, 1105 Terminal Way, Reno, Nevada 89502 or visit rtcwashoe.com.

Lost & Found

RTC RIDE is not responsible for lost items, however if you lose something on a RTC RIDE bus, report it as soon as possible. Please call 348-7433, or stop by the information booth located on the North Island at RTC 4TH STREET STATION Monday to Friday 7 am–7 pm, Saturday 8 am–5 pm, excluding holidays.

Let us know the route number, date and time of the loss. Items are kept for one week then disposed of. Perishable items are kept until the end of the day.

Holiday Service

RTC buses run on Sunday schedules during specified holidays. Please see the list below to determine when Sunday schedules will be used to replace weekday or Saturday schedules.

Use the Sunday schedule on the following holidays. RTC INTERCITY does not operate on the following holidays:

Memorial Day	May 25, 2015
Independence Day	July 4, 2015
Labor Day	September 7, 2015
Thanksgiving Day	November 26, 2015
Christmas Day	December 25, 2015
New Year's Day	January 1, 2016

THE SIERRA SPIRIT ROUTE

SIERRA SPIRIT service in downtown Reno operates on the regular schedule every day of the year including all holidays.

RTC Pass Outlets—PVMs only

**RTC 4TH STREET STATION
Pass Vending Machine**
(Available 24 hours a day, every day)
4th and Lake Sts., Reno
348-7433
Serves all Routes except 21,
25, 26, 54, & 56

**RTC CENTENNIAL PLAZA
Pass Vending Machine**
(Available 24 hours a day, every day)
Victorian Ave. & 15th St.,
Sparks – Routes 2, 11, 21, 25,
26 & 54

Buy Passes Online
rtcwashoe.com

Pass Retailers Not all passes available at all retailer locations.

Save Mart Supermarkets
10500 N. McCarran, Reno
746-8882 – Routes 3 & 4
525 Keystone Ave., Reno
786-2150 – Route 3
4995 Kietzke Lane, Reno
827-5350 – Route 9

195 W. Plumb Lane, Reno
786-0138 – Routes 1, 6 &
RTC RAPID

565 E. Prater Way, Sparks
359-9060 – Routes 25 & 26

Bonanza Casino
4720 N. Virginia St., Reno
323-2724 – Routes 7 & 17

City of Reno, City Hall
1 East First St.
(2nd Floor Cashier's Office, Reno)
334-2032 – Routes 1, 14, 19 &
RTC RAPID

Sak 'n Save
1901 Silverada Blvd., Sparks
355-9351 – Routes 2/2s

Scolari's
6255 Sharlands Ave. East,
Reno
746-7300 – Routes 3 & 4
3310 S. McCarran Blvd., Reno
825-5201 – Route 54

950 Holman Way, Sparks
355-8568 – Route 2
5430 Sun Valley Blvd., Sun Valley
673-4691 – Route 5

Smith's Food and Drug
175 Lemmon Dr., Reno
971-3310 – Routes 7 & 17
750 S. Meadows Pkwy., Reno
851-8050 – Route 56

1255 Baring Blvd., Sparks
359-6800 – Route 25

Sparks City Hall
431 Prater Way, Sparks
353-2360 – Routes 25 & 26



MyRTC Email Updates

Email updates that let you know your route is detoured.

What could be more helpful than that?
How about Transit Alerts sent to your cell phone!

Sign up for FREE transit updates from RTC.

MyRTC provides urgent transit alerts and detours by email or text message.
You control which route updates you receive through subscription preferences.

rtcwashoe.com

348-RIDE



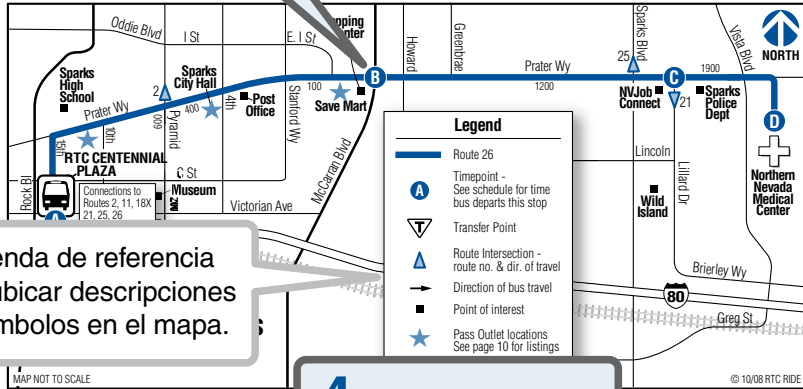
GUÍA SOBRE COMO VIAJAR

1. Para averiguar la mejor ruta hacia su destino, consulte el mapa desplegable que está en las páginas centrales del libro. Los autobuses hacen paradas frecuentes a lo largo de todas las rutas.
Por favor llegue 5 minutos antes a cualquier parada.

3. Elija la parada con horario más cercana a su punto de partida.

2. Elija en el libro la ruta y horario que necesita usar.

ROUTE 26 East Prater RTC CENTENNIAL PLAZA



Leyenda de referencia para ubicar descripciones de símbolos en el mapa.

4. Día de la semana.

5. Dirección del viaje.

Monday - Friday
From Downtown Sparks To Downtown Sparks

6. Las horas de partida de la parada aparecen bajo la parada.

7. Determine la parada con horario más cerca de su destino y las horas en que el autobús sirve esa parada.

8. Lea horizontalmente para seleccionar su hora de partida.

Comes from/Hubse	Depart RTC CENTENNIAL PLAZA	Prater & McCarran	Prater & Lincoln	Army & McCarran Center	Drop At McCarran Center	Prater & Lincoln	Prater & McCarran	Arrive RTC CENTENNIAL PLAZA	Changes to/Hubse
11	5:20	5:25	5:29	5:35	5:35	5:40	5:45	5:53	11
11	6:05	6:10	6:14	6:20	6:20	6:25	6:30	6:38	11
11	7:05	7:10	7:14	7:20	7:20	7:25	7:30	7:38	11
			8:20	8:20	8:25	8:30	8:38	8:38	11
			9:20	9:20	9:25	9:30	9:38	9:38	11
			10:20	10:20	10:25	10:30	10:38	10:38	11
			11:20	11:20	11:25	11:30	11:38	11:38	11
			12:20	12:20	12:25	12:30	12:38	12:38	11
			1:20	1:20	1:25	1:30	1:38	1:38	11
11	2:05	2:10	2:14	2:20	2:20	2:25	2:30	2:38	11
11	3:05	3:10	3:14	3:20	3:20	3:25	3:30	3:38	11
11	4:05	4:10	4:14	4:20	4:20	4:25	4:30	4:38	11
11	5:05	5:10	5:14	5:20	5:20	5:25	5:30	5:38	11
11	6:05	6:10	6:14	6:20	6:20	6:25	6:30	6:38	11
11	7:05	7:10	7:14	7:20	7:20	7:25	7:30	7:38	21
11	8:05	8:10	8:14	8:20	8:20	8:25	8:30	8:38	21
11	9:05	9:10	9:14	9:20	9:20	9:25	9:30	9:38	21
11	10:05	10:10	10:14	10:20	10:20	10:25	10:30	10:38	21
11	11:05	11:10	11:14	11:20	11:20	11:25	11:30	11:38	21

Light Type = AM Bold Type = PM

RTC Passenger Services: 348-RIDE (348-7433 Voice); rtcwashoe.com; 1-800-326-6868 (TTY)

Para obtener información más detallada, por favor revise "Cómo utilizar el Bus Book" en la página 14.

¿Alguna otra pregunta? Llame al 348-RIDE o visite rtcwashoe.com, también puede visitar el Planeador de viajes administrado por Google.

Una nota del Director Ejecutivo, Lee Gibson



A nombre de la Comisión Regional de Transporte, bienvenido a bordo del sistema de transporte público de su comunidad. Su RTC es un consejo regional cooperativo gobernado por representantes designados del Condado de Washoe (2) y de las ciudades de Reno (2) y Sparks (1). Nosotros, junto con MV Transit y First Transit, nos sentimos orgullosos de proporcionarle servicios de transporte que son seguros, limpios y confiables, para cumplir con sus distintas necesidades de viajes. Nos sentimos especialmente orgullosos de nuestra dedicación para la sostenibilidad ambiental y para ayudar a nuestra comunidad a convertirse en un centro de innovación, oportunidad, recreación y aprendizaje. Todos los empleados de 64 RTC y de 350 MV/First Transit trabajamos a diario para planificar, operar, mantener y para escuchar a nuestros clientes sobre las mejores formas de ofrecer nuestros servicios.

Durante 2014 fuimos testigos de un aumento en el número de usuarios. El número de usuarios en las rutas fijas fue de hasta 8.2 millones de viajes en 2014; un aumento de 200,000 viajes con respecto a 2013. El número de usuarios del sistema RAPID de Virginia Street alcanzó 1.3 millones de viajes o un aumento del 13 por ciento con respecto a 2013. Este es el cuarto año consecutivo en el que el aumento porcentual en los viajes de RAPID fue de dos cifras. Debido a este crecimiento, estamos desarrollando planes para extender el servicio de RAPID desde el centro hasta la Universidad de Nevada, Reno, donde más de 20,000 estudiantes, maestros y personal, viven, estudian y trabajan. Se tienen planificadas cinco estaciones de RAPID para este servicio en las cercanías de la UNR. Otras mejoras del proyecto incluyen: mejoras en las aceras y los cruces de peatones, instalación de controles para peatones y un mejor sistema de semáforos. Está en marcha el diseño del proyecto, y se espera que la construcción comience en 2017.

La RTC introdujo de forma exitosa cuatro autobuses nuevos Proterra totalmente eléctricos a nuestra flota en abril de 2014. Estos autobuses ofrecen un rango más amplio de beneficios para nuestros clientes y la comunidad, incluyendo: un viaje más tranquilo y callado, costos de operación extremadamente bajos, alta confiabilidad y virtualmente cero emisiones de gases del efecto invernadero. Financiados mediante un programa de demostración patrocinado por la Administración Federal de Transporte Público, estos autobuses demuestran que funciona la tecnología de los vehículos eléctricos en el demandante ambiente del transporte público y además, los autobuses eléctricos operan a casi la mitad del costo por milla que nuestros autobuses híbridos y regulares de diesel. Operaremos estos autobuses en una variedad amplia de rutas en 2015. ¡Nos emociona introducir esta nueva tecnología para usted!

RTC está avanzando con el Proyecto de Reconstrucción de la Calle y del Transporte Público de RAPID en 4th Street y Prater Way. El proyecto cubre 3.1 millas entre la ESTACIÓN DE RTC EN 4TH STREET y RTC CENTENNIAL PLAZA. Durante el próximo año, diseñaremos el proyecto para que incluya ocho estaciones de RAPID, aceras más amplias para mejorar la movilidad y la conectividad, y carriles para bicicletas. RTC se enorgullece de haber obtenido una concesión de \$16 millones de dólares de la Inversión en el Transporte para el Crecimiento y la Recuperación Económica (Transportation Investment for Growth and Economic Recovery, TIGER) de parte del Departamento de Transporte de los EE.UU. en 2014 para financiar la construcción de estas mejoras. Esperamos que la construcción comience en 2016.

RTC tiene planificado reconstruir las Instalaciones de Mantenimiento de Villanova para dar cabida a los requerimientos cambiantes de mantenimiento asociados con el uso de autobuses eléctricos y las nuevas tecnologías. En 2015, RTC construirá dos bahías adicionales de mantenimiento, añadirá almacenaje para 10 vehículos más e instalará tecnología avanzada para controlar los costos de operación.

El RTC está asumiendo el liderazgo en nuestra comunidad mediante la promoción de una discusión sobre el papel del transporte público en la región y buscando formas de seguir financiando a corto y mediano plazo, y ofreciendo el servicio de transporte público. La RTC estableció un Comité de Listón Azul (Blue Ribbon Committee, BRC) en el verano de 2014,

con el propósito de estudiar las cuestiones demográficas, financieras y operativas que impulsan la necesidad del transporte público. Conforme la economía sigue en crecimiento, esperamos que las demandas por el servicio aumenten debido a nuevos negocios, adultos mayores y jóvenes que busquen una alternativa a los automóviles. El BRC desarrollará recomendaciones que serán evaluadas y posiblemente aceptadas por RTC, para que haga cambios en los servicios de transporte público que sean consistentes con el crecimiento y los cambios que ocurren en nuestra comunidad.

Seguiremos comunicándonos con usted y con la comunidad en general a través de las redes sociales (como Facebook y Twitter), nuestro sitio web y a través de un programa ambicioso de acercamiento comunitario. Aliento a cada usuario a que asista a nuestros eventos comunitarios, nos proporcione sus opiniones y nos ayude a planificar un sistema sostenible de transporte público que cumplirá no sólo con nuestras necesidades actuales, sino también con la demanda a futuro. Nuestra meta es mantener y mejorar un sistema valioso que mejora Truckee Meadows como un lugar para vivir, aprender, trabajar y jugar.

Lee G. Gibson, AICP
Director Ejecutivo

Este es su RTC.

¡Bienvenidos a Bordo!

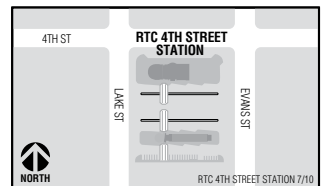
RTC RIDE es el servicio de transporte del área metropolitana de Reno/Sparks, que ofrece a los residentes y visitantes un servicio de autobuses seguro y confiable. Estamos comprometidos a ofrecer un viaje agradable. Estamos orgullosos de nuestra escuadra de autobuses limpios, modernos, de choferes corteses y profesionales.

RTC RIDE es un servicio de la Comisión de Transporte Regional (RTC). La comisión se comprende de oficiales elegidos de Reno, Sparks y del Condado de Washoe. Además de llevar la administración de RTC RIDE y RTC RAPID, RTC ofrece el servicio de RTC ACCESS para personas minusválidas, construye y moderniza las calles principales de la región y es la Organización Metropolitana de Planificación para el Truckee Meadows. RTC también opera RTC INTERCITY entre la ciudad de Carson y Reno, y RTC SIERRA SPIRIT entre el centro de Reno y la Universidad de Nevada.

RTC RIDE opera 26 rutas de autobús. Las Rutas tienen origen desde el RTC 4TH STREET STATION centro de tránsito en el centro de Reno, desde el RTC CENTENNIAL PLAZA centro de tránsito en el centro de Sparks y desde el centro de transbordo en Meadowood Mall.

Los autobuses salen desde el punto central de transbordo, así como los rayos de un eje de una rueda. Los autobuses salen de RTC 4TH STREET STATION desde el centro de Reno y viajan hacia las vecindades periféricas para recoger y dejar a pasajeros. Después los autobuses regresan a RTC 4TH STREET STATION. Los horarios y los mapas de cada ruta reflejan este modelo.

RTC 4TH STREET STATION es el centro de tránsito principal situado en el centro en la calle 4 y Lake. RTC 4TH STREET STATION está abierto las 24 horas al día y tiene teléfonos



200 E. 4th St., Reno

públicos, información de las rutas, los horarios y servicio de seguridad. Los pases están disponibles en máquinas expendedoras de pases las 24 horas del día. El stand de información abre de lunes a viernes 7 am y las 7 pm, sábado 8 am y las 5 pm, excepto días festivos. Véase Vacaciones servicio en la página 18.

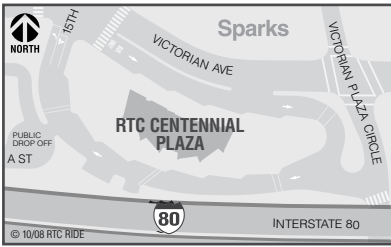
Isla del Norte horario del edificio son 5 am y las 11 pm. Isla del Sur edificio está abierto las 24 horas.

* Ninguno fumar except en áreas designadas.

Información vigente al enero de 2015, sujeta a cambio sin previo aviso.

RTC CENTENNIAL PLAZA

está ubicada en Victorian Avenue y 15th Street en el centro de Sparks y cuenta con muchas comodidades para los pasajeros,

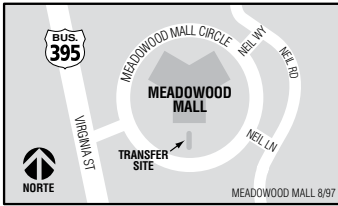


1421 Victorian Ave., Sparks

incluyendo cómodas áreas de espera, una máquina expendedora de pases, y baños. El stand de información queda cerrado. Por favor utilice el Servicio de Atención al Cliente Línea Directa de asistencia.

El local de transbordo de Meadowood Mall

está situado en el estacionamiento sur, y tiene casillas para pasajeros con espacio interior de modo para hacer su espera una experiencia agradable. El centro comercial está abierto de lunes a sábados de 10 am y 9 pm; y domingos de 11 am y 6 pm.



Cómo Usar el Libro de Autobús

Este Libro de Autobús contiene toda la información que usted necesita para un viaje agradable en RTC RIDE aunque sea su primer viaje o usted es un cliente regular de muchos años. **Primero mire el mapa desplegable del sistema en el centro del Libro de Autobuses** se encuentra usted y para hacia dónde desea ir. Después vea cuál número de ruta de autobús(es) (todos marcados de colores) necesitará para llegar a su destino. Algunas veces se requiere transbordar a otro autobús. Esto se hace en uno de los centros de transbordo indicados arriba o en la intersección. **Vea la página 16** para más información sobre los transbordos. Algunos autobuses funcionan en rutas de “flow-through”. Estos autobuses cambian número de ruta en el centro de transbordo, pero los pasajeros que ya se encuentran en el autobús pueden continuar en él sin hacer un transbordo. Una explicación más completa de las rutas “flow through” se encuentra en la **página 16**.

Después de identificar cuál ruta(s) va a tomar, revise la página que indica el mapa de las rutas de los autobuses y de los horarios para ver a qué horas llega el autobús. Los principales “puntos de tiempo” en el horario – no todas las paradas – se indican en el Libro de Autobús, así es que usted necesita encontrar el más cerca a donde usted quiera tomar el autobús. Si el punto de tiempo mostrado en el libro es antes de su parada, agreguele unos minutos al horario. Llame al 348-RIDE para saber la ubicación de la parada más cercana a usted, o trate de utilizar el Google Transit Trip Planner.

Cómo Interpretar Los Horarios

Solo siga estos pasos fáciles:

- Encuentre la página apropiada que indica el horario individual de la ruta(s) que desea tomar.
- Escoja el horario para el día que desea viajar (horario durante la semana, del fin de semana o de día festivo).
- Encuentre la dirección hacia donde va (generalmente “de” o “a” el centro de Reno, Sparks o Meadowood Mall).
- Antes encuentre el punto de tiempo más cercano de donde usted quiere tomar el autobús.

Y Todavía Más Fácil, Llame al 348-RIDE o visite rtcwashoe.com

Si esta es la primera vez que usted está tomando RTC paseo o si te gustaría asistencia adicional a planificar tu viaje, llamada RTC de pasajeros, de lunes a viernes 7 am y 7 pm, sábado 8 am y 5 pm, en 348-RIDE (348-7433) TTY 1-800-326-6868 excepto festivos. Véase Vacaciones servicio en la página 18. Esté seguro tener papel y un bolígrafo a mano, así como la siguiente información: su punto de partida y su destino y la intersección más cercana a ambos puntos, la hora a la que tiene que arribar a su destino y la hora a la cual le gustaría emprender el viaje de regreso. Conéctese a rtcwashoe.com para ver información de horarios en el internet. En RTC 4TH STREET STATION y RTC CENTENNIAL PLAZA, la estimación de llegadas y salidas de autobuses están anunciadas en pantallas plasma tanto para conveniencia de los pasajeros.

¿Cuánto cuesta?

Las tarifas en RTC RIDE pueden ser pagadas en efectivo o con pases. Los conductores no tienen cambio. Los pagos adicionales serán reembolsados con pases y no se regresará dinero en efectivo. **Las transferencias son gratis, tienen una validez de 90 minutos, y deben ser solicitadas cuando se sube al autobús y se paga el boleto en efectivo, o se puede usar el pase de 10-viajes.**

- Jóvenes significa personas de 6 a 18 años y todos los estudiantes con una tarjeta de identificación válida de escuela media o secundaria
- Tercera edad 65 años o mayor
- Discapacitados
- Medicare

Efectivo a bordo	Reducido** (Jóvenes, Persona Mayores, Minusválido)	
	Adulto	
Un viaje*	\$2.00	\$1.00
24-Horas	\$5.00	\$2.50
SIERRA SPIRIT	\$0.25	\$0.10
Pases pre pagados		
24-Horas	\$3.75	\$1.75
10-Viajes	\$16.00	\$8.00
7-Días	\$19.50	\$9.75
31-Días	\$65.00	\$32.50
31-Días, minusválido	N/A	\$26.00

*Transbordo gratuito por 90 minutos con cada viaje inicial.

**Las tarifas reducidas requieren ID al abordar.

Los niños de cinco años o menores, no pagan si viajan con un adulto.

RTC ACCESS ID un solo viaje (una dirección) es 50 centavos y de 10 viajes es \$4.

Pases

Los pases de autobús hacen que los viajes frecuentes sean más económicos y fáciles porque usted no necesita tener el cambio exacto. Los pases para un período de tiempo (24 horas, 7 días, y 31 días) le permiten realizar un número ilimitado de viajes durante períodos de tiempo específicos. Los pases de 7 días y de 31 días se activan durante su primer uso, y expiran a la medianoche del último día. Usted puede comprar un pase de 7 días el viernes, usarlo por primera vez el lunes y será válido por una semana, expirando el siguiente domingo a la media noche. Los pases para 10 viajes son válidos para 10 viajes y los pases para 24 horas expiran 24 horas después de la activación. Los pases no son transferibles, reemplazables, o reembolsables y todas las ventas son finales. Visite rtcwashoe.com para comprar pases en línea o vea la página 19 para obtener una lista de Tiendas Vendedoras de Pases.

Máquinas expendedoras de pases

Las máquinas expendedoras de pases (PVM - por sus siglas en inglés) están disponibles en RTC 4TH STREET STATION y RTC CENTENNIAL PLAZA para que usted compre los pases de una forma fácil, rápida y conveniente con efectivo, monedas o tarjeta de crédito. Todos los pases para RTC RIDE están disponibles en las Máquinas Exendedoras de Pases, incluso los pases de 24 horas. Comprar un pase de la Máquina Expendedora de Boletos es tan fácil como 1, 2, 3. Seleccione su categoría de tarifas y tipo de pase; inserte su pago; y tome su pase, cambio y recibo. Las Máquinas Las instrucciones están disponibles en español y a través de un dispositivo auditivo para la conveniencia de todos los pasajeros. Todas las ventas son finales. Verifique nuestra RTC RAPID máquinas expendedoras, consulte la página 75.

Pases de 24 horas

Puede comprar un pase prepagado de 24 horas en las máquinas vendedoras (PVM) ubicadas en RTC 4TH STREET STATION y RTC CENTENNIAL PLAZA. Si los compra de la máquina expendedora de pases, el pase no estará activado hasta que lo use por primera vez. Expirará 24 horas después de su primer uso.

El pase de 24 horas también puede ser comprado a bordo de cualquier autobús RTC RIDE en el momento en que usted se suba. La caja recolectora de tarifas le emitirá un pase de 24 horas para viajes ilimitados en RTC RIDE por un período de 24 horas. La parte de atrás del pase le muestra la fecha y la hora en que el pase fue emitido, al igual que la fecha y la hora en que expira. A diferencia de otros pases de autobús de RTC, el pase de 24 horas comprado en la caja recolectora de tarifas es activado en el momento en que se emite. Vea "Pagar Su Tarifa" para recibir información adicional sobre los pases de 24 horas.

Tarifas Reducidas Requieren Identificación Especial

Los jóvenes, adultos mayores y las personas con discapacidades o con Medicare pueden aprovechar las tarifas con descuento siempre y cuando presenten una identificación válida al momento de abordar. Las identificaciones aceptables pueden incluir, pero no se limitan a:

Comprobante de edad (tarifas de jóvenes, adultos mayores)

- Licencia de conducir o tarjeta de identificación del DMV
- Tarjeta actual de identificación de Adultos mayores de RTC RIDE
- Identificación actual con fotografía de estudi ante de escuela secundaria o high school
- Tarjeta actual de jóvenes o adultos mayores expedida por otra agencia de transporte

Comprobante de incapacidad

- Tarjeta actual de identificación de Incapacitado de RTC RIDE
- Tarjeta actual de Incapacitado expedida por otra agencia de transporte
- Tarjeta actual de identificación de RTC ACCESS
- Tarjeta de Medicare

Las tarjetas de identificación para tarifas reducidas son gratuitas* y pueden ser obtenidas en los siguientes sitios:

Casilla de Información de RTC 4TH STREET STATION

Calle 4th y Lake, Reno. Horarios de oficina: Lunes a viernes 7 am y 7 pm, Sábado 8 am y las 5 pm, excepto los días festivos. Vea Servicio en Días Feriados en la página 19.

*El reemplazo de tarjetas de identificación cuesta \$5.00 cada una.

Los niños de cinco años de edad y menores viajan gratis y deben estar acompañados de un adulto.

Pagar Su Tarifa

Para evitar el pago excesivo, favor de tener la cantidad exacta para el pago de viaje antes de tomar el autobús. Los conductores no tienen cambio.

Pagos excesivos serán reembolsados con pases y no se regresará dinero en efectivo.

Dinero en efectivo, pases, boletos de transborde se pueden usar en todos los autobuses. Deposite el dinero en la caja de tarifa, o inserte su pase en la caja de tarifas. **Si usted va a necesitar un transbordo, pídeselo al conductor cuando pague su tarifa.** Si utiliza un pase de 24 horas, 7 días, o 31 días, no se necesitan transbordos. Consulte la sección sobre boletos de transborde para obtener mayores detalles.

Si compra un pase de 24 horas a bordo, **favor de avisarle al conductor a la hora de subirse.** El conductor tendrá que preparar la caja receptora de tarifas (farebox) para su compra, **así que por favor no deposite dinero antes de que se lo indique.**

Sobre Los Boletos de Transborde

Si el autobús en que usted está viajando no lo lleva a su destino deseado, entonces usted tendrá que transbordar a otro autobús. Los boletos de transborde son gratis y válidos por 90 minutos. **Los boletos de transborde se deben pedir al subir al autobús cuando paga su tarifa y no son transferibles.** Si no está seguro dónde o cómo transbordar, pida asistencia al chofer.

Tome el autobús hasta el punto de transbordo o donde se encuentren dos rutas. Espere su autobús de conexión en la parada correspondiente (vea el mapa del sistema o los mapas de rutas individuales). Las personas que usan pases válidos de 24-horas, de 7-días o de 31-días no necesitan sacar boleto para transbordar.

Si usted tiene más preguntas sobre cómo transbordar de autobuses, llame al Servicio de Pasajeros de RTC RIDE al **348-RIDE** (348-7433) TTY 348-7450.

Limitaciones al Usar los Boletos de Transborde

- ✓ Pida su boleto para transbordar al pagar
- ✓ La caja de boletos automáticamente marcará su boleto con la fecha y la hora del transborde, identificará la fecha de vencimiento y la ruta en que se hizo el transborde
- ✓ La caja de boletos solamente acepta boletos de transborde válidos. Si su boleto no es válido, deberá pagar la tarifa completa
- ✓ En el caso que la caja de boletos no pueda leer un boleto de transbordo porque está dañado, es decisión del conductor si aceptar o no el boleto
- ✓ Si usted olvida pedir un boleto de transbordo en el momento que aborde el autobús, se encuentran disponibles "boletos de transbordo tardíos" (late transfer) para que se los de el conductor antes de que usted salga del autobús. Los boletos de transbordo tardíos son válidos solamente por 60 minutos

Al transbordar con Pases de 10 Viajes

Cuando utiliza su pase de 10 viajes, asegúrese de pedir un boleto de transbordo al momento de abordar. Esto le permitirá evitar el uso innecesario de un viaje al transbordar.

Rutas "Flow Through"

Algunas rutas cambian de número de ruta o de una ruta a otra. Por ejemplo, puede abordar un autobús de salida de la Ruta 11, viajar a RTC CENTENNIAL PLAZA donde cambia a Ruta 21, y continuar su viaje a East Sparks sin tener que hacer un transbordo. Estas rutas se llaman "flow through". Se indican en el libro de horarios en las dos columnas ("Comes from Route" indica Viene de Ruta y "Changes to Route" indica Cambia a Ruta).

ROUTE 11 Monday - Friday

Fourth/Prater

From Downtown Reno

To Downtown Reno

Comes from Route	1	2	3	4	5	6	7	8	9	10	11
Gar	4:15	4:22	4:28	21	21	4:51	4:57	5:07	11	11	11
Gar	5:00	5:07	5:13	26	21	5:21	5:27	5:37	11	11	11
11	5:15	5:22	5:28	21	26	6:06	6:12	6:22	11	11	11
11	5:45	5:52	5:58	26	21	6:21	6:27	6:37	11	11	11
Gar	6:15	6:22	6:28	25	26	6:51	6:57	7:07	11	11	11
11	6:30	6:37	6:43	21	21	7:06	7:12	7:22	11	11	11
11	6:45	6:52	6:58	26	21	7:21	7:27	7:37	11	11	11
Gar	7:00	7:07	7:13	21	25	7:36	7:42	7:52	11	11	11
11	7:15	7:22	7:28	25	21	7:51	7:57	8:07	11	11	11
11	7:30	7:37	7:43	21	26	8:06	8:12	8:22	11	11	11
11	7:45	7:52	7:58	26	21	8:21	8:27	8:37	11	11	11
11	8:00	8:07	8:13	21	25	8:36	8:42	8:52	11	11	11
11	8:15	8:22	8:28	25	21	8:51	8:57	9:07	11	11	11
11	8:30	8:37	8:43	21	26	9:06	9:12	9:22	11	11	11
11	8:45	8:52	8:58	26	21						

¡ Disfrute El Viaje !

Subir al autobús Por favor recuerde que el abordaje es solamente permitido en paradas de autobús designadas. Se muestran los letreros de paradas de autobús de RTC RIDE de color azul y blanco de doble cara en todas las paradas designadas. Se proveen casillas para pasajeros en diferentes sitios y se están probando paradas de autobús que funcionan con energía solar en paradas selectas como un servicio adicional par los pasajeros, ofreciendo la habilidad de señalización de autobuses, iluminación de seguridad e iluminación programada bajo pedido. Asegúrese de estar en la parada por lo menos 5 minutos antes del horario designado de la parada. RTC RIDE opera todos los servicios de autobús usando el tiempo oficial de los Estados Unidos establecido por Instituto Nacional de Reglas y Tecnología (NIST – por sus siglas en inglés) y el Observatorio Naval de los Estados Unidos (USNO – por sus siglas en inglés). Cuando el autobús se aproxime, póngase de pie y lea el número de ruta y el destino en el cartel que está arriba del parabrisas. Mueva su palma de la mano con dirección al autobús para parar el autobús. Mueva su palma con dirección al piso para dejar que el autobús pase. Siempre siéntase libre de confirmar con el chofer de que se está subiendo al autobús correcto. Esté en la parada y listo(a) para subirse con la tarifa exacta después de que oscurece, o en calles de poca luz, tal vez será buena idea señalar al chofer con una luz de mano que usted desea subir.

Si se Sube a un Autobús Equivocado:

Dígale al chofer que se ha subido al autobús equivocado y pida asistencia. El chofer le dará ayuda o llamará a un supervisor para asistirle.

Por Su Seguridad

- ✓ Para evitar la posibilidad de resbalar y caer, por favor párese detrás de la orilla de la acera cuando el autobús se acerca a la parada de autobús. Además, los espejos del lado derecho del autobús están suficientemente bajos para golpear a un individuo más alto que se encuentre muy cerca de la orilla de la acera.
- ✓ Esté pendiente de las orillas de las acera y aceras disperejas y obstáculos en la orilla de la acera.
- ✓ NUNCA CORRA al lado de un autobus en movimiento, o por la calle desde el frente de un autobus estacionado, o desde la calle de enfrente para parar a un autobús que está partiendo.
- ✓ No cruce por enfrente o por detrás de los autobuses; espere que el autobús se aleje de la banqueta antes de cruzar la calle
- ✓ No intente subirse a un autobús que se haya alejado de la acera; no se les permite a los conductores regresar a la acera una vez que hayan partido
- ✓ Es fácil identificar el personal de RTC y RIDE por el logotipo en sus uniformes, vehículos e insignias de ID.



Sentarse

Para su seguridad, favor de sentarse rápidamente y permanecer sentado(a) en todo el viaje. Cuando sea tiempo de bajarse del autobús, por favor permanezca en su asiento hasta que el autobús se pare por completo. Si el autobús se encuentra lleno y usted tiene que permanecer parado, párese hacia lo más profundo del autobús y agárrese del pasamanos. **Por favor recuerde, que los asientos del frente están reservados para las personas mayores de edad y personas minusválidas.**

Para Seguridad y Comodidad de Todos Los Pasajeros

Nosotros Requerimos que Usted....

- ✓ Por favor respete la propiedad y privacidad de nuestros vecinos.
- ✓ No fume a bordo del autobús ni en las casillas de las paradas de autobús y sólo en las áreas designadas en las estaciones de tránsito. Esto incluye los cigarrillos electrónicos (e-cigarrillos), dispositivos de vapor, o cualquier dispositivo de baterías que simule el consumo de tabaco
- ✓ No coma o beba al subirse al autobús
- ✓ Mantenga los asientos de enfrente para las personas mayores de edad y las personas minusválidas
- ✓ Camine, no corra al subirse a los autobuses o en cualquier lugar de RTC (como RTC 4TH STREET STATION, RTC CENTENNIAL PLAZA o alrededor de las paradas de autobuses)
- ✓ Lleve puestos camisetas, zapatos y pantalones
- ✓ Mantenga sus brazos dentro del autobús y sus pies en el piso mientras viaja
- ✓ Mantenga los corredores del autobús libres de paquetes, carritos, etc.
- ✓ Mantenga los asientos limpios y ponga toda la basura en los basureros
- ✓ Utilice audífonos para escuchar su dispositivo de radio/audio
- ✓ No cause comportamiento desagradable o use maldiciones. Por favor reporte a cualquier individuo que acose o amenace a su persona o a otro pasajero
- ✓ Por favor reporte a cualquier persona que cause vandalismo a la propiedad de RTC
- ✓ Asaltar a un conductor es una ofensa federal y una felonía. Un asalto incluye la amenaza de violencia física, escupir, y lanzar objetos. Las cámaras que se encuentran a bordo serán utilizadas para enjuiciar a los ofensores

Restricciones Para Artículos que Sube al Autobús

- ✓ Solamente se permite comida y bebidas en recipientes cerrados y resistentes a derrames
- ✓ El alcohol puede sólo ser transportadas en contenedores sellados en los autobuses y en las paradas de autobús, o en centros de transferencia
- ✓ Las armas están estrictamente prohibidas, a menos que sean portadas por una persona del orden público, los oficiales de seguridad de centro de tránsito, o un individuo con un permiso para portar armas válido
- ✓ Estrictamente se prohíben las armas de todo tipo
- ✓ Se prohíbe cualquier objeto que pueda causar daño químico o de grasa (incluyendo las baterías de autos)
- ✓ No se permiten objetos muy grandes que puedan impedir el movimiento seguro de los pasajeros
- ✓ Los cochecitos plegables para bebé y los carritos plegables de dos ruedas deben estar cerrados mientras estén en el autobús
- ✓ Se permiten animales de servicio, todo otro animal debe estar en un contenedor seguro

Bajar del Autobús

Los autobuses de RTC RIDE solamente se paran en las paradas designadas. Si usted no está seguro donde está su parada por favor pida al chofer que la anuncie.

Para dar anuncio de la parada de autobús, simplemente use la cuerda para halar o presione la cinta adhesiva blanca con amarillo al lado de la ventana. Indique por lo menos una cuadra antes de su parada para darle suficiente tiempo al chofer para reaccionar. El chofer se parará en la siguiente parada. Si el chofer no pudo parar a tiempo o es peligroso parar, el se parará en la siguiente parada para dejarlo bajar. Espérese hasta que el autobús pare completamente antes de pararse para bajar. Por favor use la puerta trasera cuando salga para permitir que otros pasajeros aborden el autobús. Las puertas de atrás no se abren automáticamente, necesitará empujar las barras marcadas o la cinta para que se pueda abrir la puerta. Al bajarse, NO CRUCE frente al autobús. Espere a que el autobús se haya retirado y cruce en el sitio designado.

Aspectos Especiales

Buses arrodillados, sistemas de alto parlantes y elevadores para sillas de ruedas

Todos los buses de RTC RIDE tienen un sistema de "arrodillamiento" al frente que baja el primer escalón al nivel de la acera para facilitar el acceso a aquellas personas que tienen dificultad para subir gradas. Sólo pídale al conductor que haga que el bus se "arrodille" para usted. Todos los buses de RTC RIDE tienen un sistema de alto parlantes que anuncia las paradas, puntos de transferencias y otros anuncios. Además, nuestros buses están equipados sea con rampas en la puerta de enfrente para acceso en silla de ruedas o con elevadores para sillas de ruedas en la puerta de atrás del bus. Ambos mecanismos son operados por el conductor del bus. Los pasajeros en sillas de ruedas abordan el bus primero y el conductor les ayudará a asegurar la silla de ruedas. El bus puede acomodar dispositivos de movilidad que miden hasta 30" x 48" con un peso máximo de 600 libras cuando están ocupados. Todos los buses de RTC RIDE tienen dos áreas seguras para sillas de ruedas. Northern Nevada Center for Independent Living ofrece capacitación de movilidad gratuita. Llame al 353-3599 (353-3588 TTY).

WiFi Gratuito Disponible

Conexión inalámbrica a Internet está disponible en RTC 4TH STREET STATION en el centro de Reno y en RTC CENTENNIAL PLAZA en Sparks Victoriana Square. RTC INTERCITY y RTC SIERRA SPIRIT también WiFi gratuito "puntos calientes" para el acceso a la Internet. Los miembros del público ahora pueden abordar al autobús con sus aparatos que tienen acceso a Internet y revisar su correo electrónico, comprar en línea o simplemente relajarse y navegar en la red. Se estima que la amplitud de banda para WiFi es similar a la de la línea DSL con cobertura en el centro de Reno, Washoe Valley, y a el Carson City.

Las Personas con Necesidades Especiales

RTC RIDE quiere su viaje a ser lo más cómoda y agradable posible. El siguiente le proporcionará información sobre las empresas de autocares de las responsabilidades y los medios que se pueden preparar para su viaje.

- Transporte de pasajeros está aquí para ayudar! Si a usted le gustaría saber si una parada de autobús está accesible antes de que usted use el autobús por favor comuníquese con Servicios de Transporte de viajeros en 348-RIDE. Están disponibles lunes a viernes de 7 am y 7 pm y sábado de 8 am y 5 pm.
- RTC RIDE ruedas requiere que todos se asegura con cuatro puntos Trincamiento los procedimientos, de manera que no se muevan más de 2 pulgadas en cualquier dirección y están asegurados en una forma que la silla no volcarse en el caso de vuelta, o repentina freno.
- Si una silla de ruedas no pueda garantizarse debido a un problema con parada de autobús accesibilidad, el autobús trincamiento sistema de correas o desperfecto mecánico de elevador o una rampa, la empresa de autocares informará al usuario de la silla que RTC paseo le proporcionará el transporte dentro de los próximos 30 minutos. ***Si no hay otro autobús programadas para los próximos 30 minutos y luego el autobús puede ser utilizado para el transporte de pasajeros sin embargo, si hay otro autobús no está programada RTC le envíe un autobús en 30 minutos.***
- La empresa de autocares debe implementar la rampa o un elevador de cualquier pasajero que pide para utilizar la rampa o un elevador.
- ADA anuncios estarán automáticamente anunciada en todas las principales intersecciones y lugares de interés. Si el mal funcionamiento del equipo la empresa de autocares hará los anuncios. Además, los operadores de autocares hará anuncios a petición de los viajeros discapacitados.
- La empresa de autocares debe, antes de mover el autobús, dar a las personas con discapacidad o con necesidades especiales una oportunidad razonable para encontrar un asiento disponible o si no hay plazas disponibles para convertirse en parado/ estable por aferrarse a la parte trasera del asiento o un palo vertical u horizontal.

Lleve su Bicicleta de Paseo

Todos los autobuses de RTC RIDE están equipados con rejillas para bicicletas para sostener dos o tres bicicletas. Las rejillas para bicicletas en los autobuses de RTC INTERCITY sostienen hasta 3 bicicletas. Usted o un compañero debe ser físicamente capaz de cargar su bicicleta. Son convenientes y fáciles de usar. Aunque a los conductores no se les permite ayudar a cargar o descargar su bicicleta, ellos pueden decirle cómo usar la rejilla para bicicletas. El único contacto es entre la rueda y el soporte, y no hay mucho riesgo de rayar la bicicleta. ¡Y además no hay costo adicional por usar el soporte! Se encuentran



disponibles rejillas para bicicletas gratuitas en RTC 4TH STREET STATION y RTC CENTENNIAL PLAZA.

Solamente Siga estos Pasos:

- 1 Espere a que el autobús se detenga completamente. Baje el portabicicletas tirando hacia arriba de la manivela de desenganche en la parte superior del portabicicletas.
- 2 Suba su bicicleta al soporte, usando la primera sección, y poner las ruedas en la primera sección.



- 3 Con la bicicleta en el soporte, jale el brazo del soporte hacia afuera y hacia arriba de la rueda frontal para asegurarla.

- 4 Antes de bajar del autobús (use la salida de enfrente) dígame al chofer que desea bajar su bicicleta. Para descargar su bicicleta, tire del brazo de soporte que está



sobre la rueda delantera, hacia fuera y abajo, levántela en la acera, coloque el soporte en la posición de trabado, aléjese del autobús y hágale señas al conductor para indicarle que ya terminó y que puede arrancar con toda seguridad.

RTC RAPID – Utilizando el porta bicicletas:

- 1 Colocar neumáticos delanteros en bicicleta gancho en la parte superior del bastidor
- 2 Dispositivo se cerrará para garantizar el neumático delantero
- 3 Colocar neumáticos de las ruedas traseras en piso ranura y seguro con correas

Para quitar la bicicleta:

- 1 Deshacer menor correas de neumáticos de las ruedas traseras
- 2 Levantar bicicleta fuera del gancho
- 3 Traba, abrir
- 4 Quitar tu moto cuidadosamente



Alertas Para Los Pasajeros/ y de Desviaciones

De vez en cuando, los autobuses de RTC RIDE serán desviados de su ruta original. En un esfuerzo por comunicarles a los pasajeros de las desviaciones, los supervisores de RTC RIDE utilizan varios instrumentos a fin de avisar a los pasajeros.



- Se anuncia la información sobre desvíos a largo plazo en RTC 4TH STREET STATION y en RTC CENTENNIAL PLAZA.
- Se sitúan anuncios sobre desviaciones en las paradas afectadas.
- Abordo de todos los autobuses, detrás del conductor, se encuentra un centro de información para los pasajeros que aloja información sobre desviaciones. Sírvase consultar esta información actualizada sobre cambios de ruta y sistema.
- Regístrese en MyRTC para recibir actualizaciones por correo electrónico de las alertas de tránsito en rtcwashoe.com
- Los pasajeros también pueden visitar rtcwashoe.com para obtener información sobre desviaciones y para los pasajeros.

Servicio de Días Festivos

Los autobuses de transporte público de RTC funcionan en el horario de los domingos durante los días festivos especificados. Por favor vea la lista a continuación para determinar cuando se usará el horario de los domingos para reemplazar el horario de un día labora o un sábado.

RTC RIDE y RTC RAPID

Utilice el horario de domingo en los siguientes días festivos. RTC INTERCITY no opera en los siguientes días festivos:

Día Conmemorativo	mayo 25, 2015
Día de la Independencia	julio 4, 2015
Día de Trabajo	septiembre 7, 2015
Día de Gracias	noviembre 26, 2015
Navidad	diciembre 25, 2015
Día del Año Nuevo	enero 1, 2016

SIERRA SPIRIT RUTA

El servicio de SIERRA SPIRIT en el centro de Reno opera en el horario regular cada día del año incluyendo días festivos.

Depósito de Objetos Perdidos

RTC RIDE no es responsable por artículos perdidos, sin embargo, si usted pierde algo en un autobús, reportelo lo más pronto posible. Por favor llame a 348-7433, o visítenos en el stand de información ubicado en la Isla del Norte en la RTC 4TH STREET STATION 7 am y las 7 pm excepto los días festivos. Déjenos saber el número de la ruta, la fecha y la hora de la pérdida. Los artículos se mantienen por una semana después nos deshacemos de ellos. Los artículos que pueden dañarse se mantienen hasta el final del día.

Servicio durante la nieve y el hielo

Es posible que los autobuses de RTC RIDE se retrasen, se desvíen o no cuenten con acceso a sillas de rueda cuando los caminos se vuelvan resbalosos. Se anunciará esta información en todas las localidades según se describe en la sección anterior.

RTC Lugares de compra para pases—Sólo PVMs

**Edificio Sur de RTC
4TH STREET STATION
Despachador Automático de Pases** *(Disponible las 24 horas del día, todos los días)*
calles 4th y Lake, Reno
348-7433
Da servicio a todas las rutas excepto 21, 25, 26, 54, y 56

**RTC CENTENNIAL PLAZA
Despachador Automático de Pases** *(Disponible las 24 horas del día, todos los días)*
Victorian Ave. y 15th St.,
Sparks – Rutas 2, 11, 21, 25,
26 y 54

Comprar pases en línea
rtcwashoe.com

Política Federal de Título VI

RTC mantiene un compromiso firme de asegurar que ninguna persona se excluye de participar, o se le niegan los beneficios de sus servicios por razón de su raza, color u origen nacional, de acuerdo con la protección otorgada por el Título VI de la Ley de Derechos Civiles de 1964 y las enmiendas a la misma. Para obtener información adicional en cuanto a la no-discriminación, escribanos a: RTC, c/o Director de Servicios Administrativos, 1105 Terminal Way, Reno, Nevada 89502 o visite nuestra página web en rtcwashoe.com.

Para obtener GRATIS los Itinerarios del Servicio de Autobuses en letra grande llame al 335-1903.

Para capacitación de movilidad GRATIS, llame al 353-3599

Para aquellos que requieren asistencia en escuchar o hablar, contacten Relay Nevada al 1-800-326-6868 (TTY, VCO, o HCO).

Puntos de venta de pases

No todos los pases están disponibles en todos los puntos de venta.

Save Mart Supermarkets

10500 N. McCarran, Reno
746-8882 – Rutas 3 y 4

525 Keystone Ave., Reno
786-2150 – Ruta 3

4995 Kietzke Lane, Reno
827-5350 – Ruta 9

195 W. Plumb Lane, Reno
786-0138 – Rutas 1, 6 y RTC
RAPID

565 E. Prater Way, Sparks
359-9060 – Rutas 25 y 26

Bonanza Casino

4720 N. Virginia St., Reno
323-2724 – Rutas 7 y 17

City of Reno, City Hall

1 East First St., Reno
(Oficina de Cajas de pago del 2º Piso)
334-2032 – Rutas 1, 14, 19 y
RTC RAPID

Sak 'n Save

1901 Silverada Blvd., Sparks
355-9351 – Rutas 2/2s

Scolari's

6255 Sharlands Ave. East, Reno
746-7300 – Rutas 3 y 4

3310 S. McCarran Blvd., Reno
825-5201 – Ruta 54

950 Holman Way, Sparks
355-8568 – Ruta 2

5430 Sun Valley Blvd., Sun Valley
673-4691 – Ruta 5

Smith's Food and Drug

175 Lemmon Dr., Reno
971-3310 – Rutas 7 y 17

750 S. Meadows Pkwy., Reno
851-8050 – Ruta 56

1255 Baring Blvd., Sparks
359-6800 – Ruta 25

Sparks City Hall

431 Prater Way, Sparks
353-2360 – Rutas 25 y 26



Where Do You Park Your Bike? Post it With the RTC Bike Rack App



Help identify bike rack locations using the new **FREE** RTC Bike Rack app for smart mobile devices. It's great for bicyclists to plan their trips and takes the hassle out of looking for a bike rack! It'll also help the RTC identify locations for future bike racks!!

This easy-to-use app gives everyone the ability to record existing bike racks, add pictures and comments, save reports and tell the RTC of new locations for bike racks.

Visit the App Store or the Android Market and download the RTC Bike Rack app today ...it's **FREE!**

Search for: RTC Bike Rack

Get Your RTC On!



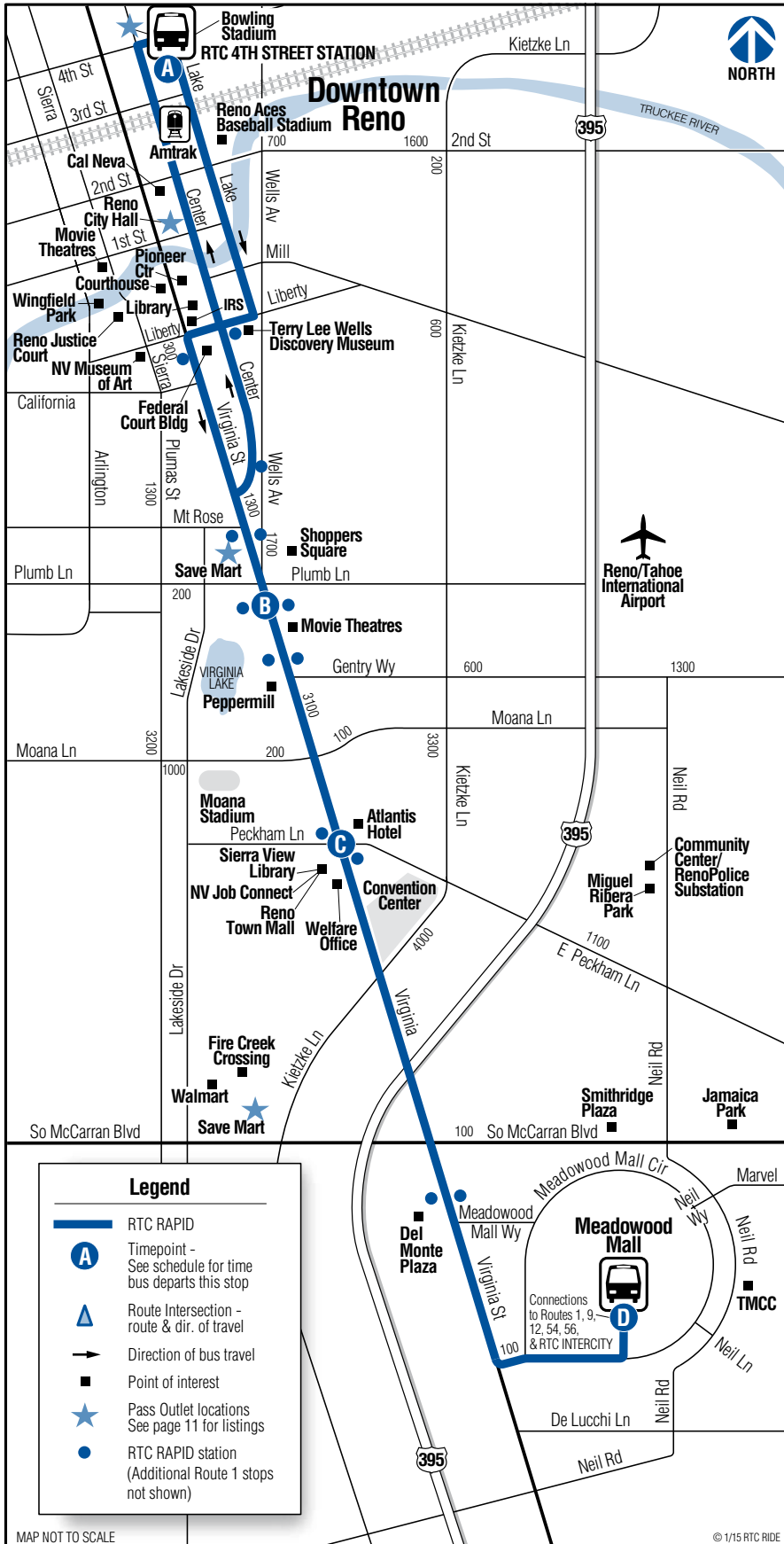
This is Your RTC.

775-348-RIDE rtcwashoe.com



You Tube

Try the RTC NextRIDE Smart Phone App!
 You can receive actual arrival information for RTC RAPID.
 Check out page 75 for more information.



South Virginia

From Downtown Reno

To Downtown Reno

Comes from	Depart RTC 4TH STREET STATION A	Plumb Station B	Pockham Station C	Arrive Meadowood D	Depart Meadowood D	Pockham Station C	Plumb Station B	Arrive RTC 4TH STREET STATION A	Goes to
Gar	—	—	—	—	6:01	6:06	6:09	6:21	
Gar	—	—	—	—	6:31	6:36	6:39	6:51	
Gar	6:30	6:38	6:43	6:52	7:01	7:06	7:09	7:21	
Gar	—	—	—	—	7:11	7:16	7:19	7:31	
Gar	6:50	6:58	7:03	7:12	7:21	7:26	7:29	7:41	
Gar	7:00	7:08	7:13	7:22	7:31	7:36	7:39	7:51	
Gar	7:10	7:18	7:23	7:32	7:41	7:46	7:49	8:01	
Then service every 10 minutes until				Then service every 10 minutes until					
Gar	10:20	10:28	10:33	10:42	10:51	10:56	10:59	11:11	
Gar	—	—	—	—	10:56	11:02	11:08	11:20	
Gar	10:30	10:39	10:46	10:56	11:06	11:12	11:18	11:30	
Then service every 10 minutes until				Then service every 10 minutes until					
	4:50	4:59	5:06	5:16	5:26	5:32	5:38	5:50	
	5:00	5:09	5:16	5:26	5:38	5:44	5:50	6:00	
	5:10	5:19	5:26	5:36	5:50	5:56	6:02	6:12	
	5:20	5:29	5:36	5:46	—	—	—	—	Gar
	5:30	5:38	5:44	5:52	6:00	6:06	6:12	6:22	
	5:40	5:48	5:54	6:02	6:10	6:16	6:22	6:32	
	5:50	5:58	6:04	6:12	6:20	6:26	6:32	6:42	
	6:00	6:08	6:14	6:22	6:30	6:36	6:42	6:52	
	6:10	6:18	6:24	6:32	6:40	6:46	6:52	7:00	Gar
	6:20	6:28	6:34	6:42	6:50	6:56	7:02	7:10	Gar
	6:30	6:38	6:44	6:52	7:00	7:06	7:12	7:22	
	6:40	6:48	6:54	7:02	7:10	7:16	7:22	7:30	Gar
	6:50	6:58	7:04	7:10	—	—	—	—	Gar
	7:00	7:08	7:14	7:22	7:30	7:36	7:42	7:52	
	7:30	7:38	7:44	7:52	8:00	8:06	8:12	8:22	
	8:00	8:08	8:14	8:22	8:30	8:36	8:42	8:52	
	8:30	8:38	8:44	8:50	—	—	—	—	Gar
	9:00	9:08	9:14	9:20	—	—	—	—	Gar

Saturday/Sunday/Holiday

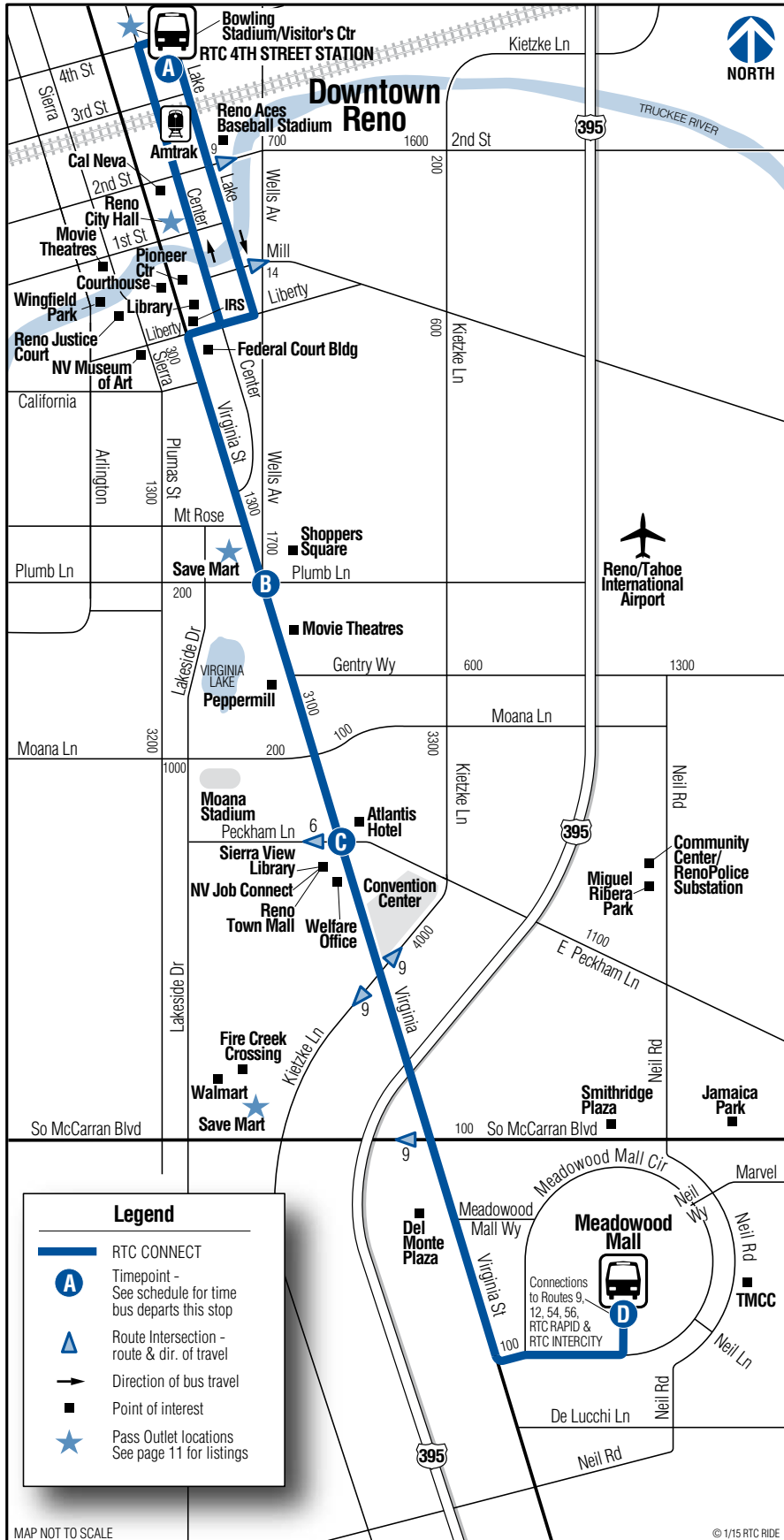
Gar	—	—	—	—	6:42	6:47	6:51	7:02	
Gar	6:36	6:43	6:48	6:57	7:06	7:11	7:15	7:26	
Gar	—	—	—	—	7:18	7:23	7:27	7:38	
Gar	7:00	7:07	7:12	7:21	7:30	7:35	7:39	7:50	
Gar	7:12	7:19	7:24	7:33	7:42	7:47	7:51	8:02	
Gar	7:24	7:31	7:36	7:45	7:54	7:59	8:03	8:14	
Gar	7:36	7:43	7:48	7:57	8:06	8:11	8:15	8:26	
Gar	7:48	7:55	8:00	8:09	8:18	8:23	8:27	8:38	
Gar	8:00	8:07	8:12	8:21	8:30	8:35	8:39	8:50	
Gar	8:12	8:19	8:24	8:33	8:42	8:47	8:51	9:02	
Then service every 12 minutes until				Then service every 12 minutes until					
Gar	11:48	11:55	12:00	12:09	12:18	12:23	12:27	12:38	
Gar	—	—	—	—	12:25	12:32	12:38	12:50	
Gar	12:00	12:07	12:12	12:23	12:37	12:44	12:50	1:02	
Gar	12:12	12:21	12:26	12:37	12:48	12:55	1:01	1:13	
Then service every 12 minutes until				Then service every 12 minutes until					
	5:00	5:09	5:14	5:25	5:36	5:43	5:49	6:01	
	5:12	5:21	5:26	5:37	5:48	5:55	6:01	6:13	
	5:24	5:33	5:38	5:49	—	—	—	—	Gar
	5:36	5:43	5:48	5:57	6:05	6:11	6:16	6:27	
	5:48	5:55	6:00	6:09	6:17	6:23	6:28	6:39	
	6:00	6:07	6:12	6:21	6:29	6:35	6:40	6:51	
	6:12	6:19	6:24	6:33	6:41	6:47	6:52	7:03	Gar
	6:24	6:31	6:36	6:45	6:53	6:59	7:04	7:15	
	6:36	6:43	6:48	6:57	7:05	7:11	7:16	7:27	Gar
	6:48	6:55	7:00	7:07	—	—	—	—	Gar
	7:00	7:07	7:12	7:21	7:29	7:35	7:40	7:51	
	7:30	7:37	7:42	7:51	7:59	8:05	8:10	8:21	Gar
	8:00	8:07	8:12	8:19	—	—	—	—	Gar

Light Type = AM Bold Type = PM

ROUTE 1

RTC 4TH STREET STATION
South Island

South Virginia



South Virginia

ROUTE 1

Daily Service Monday – Sunday and Holidays

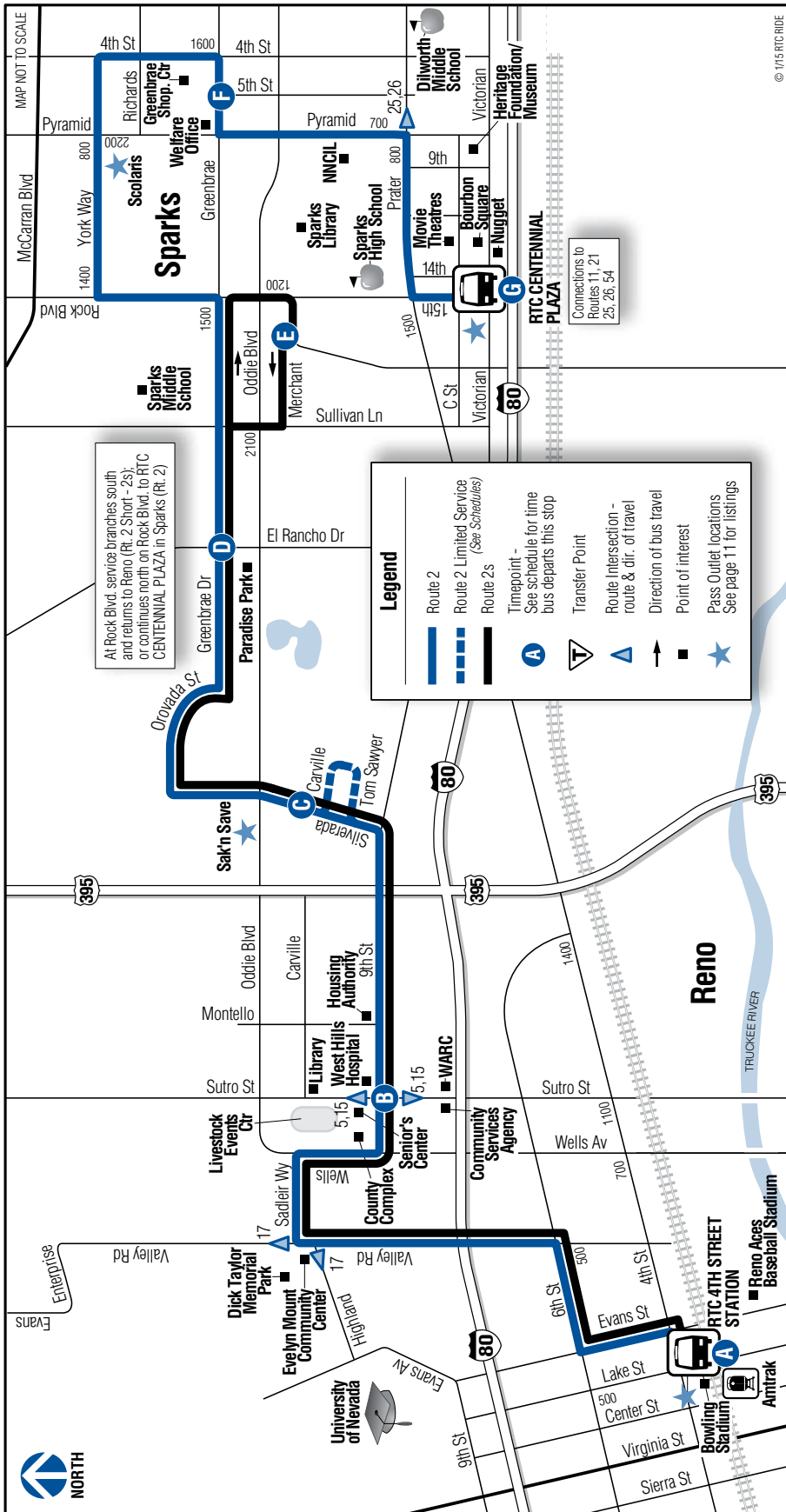
From Downtown Reno

To Downtown Reno

Comes from	Depart RTC 4TH STREET STATION A	Virginia & Plumb B	Virginia & Peckham C	Arrive Meadowood D	Depart Meadowood D	Virginia & Peckham C	Virginia & Plumb B	Arrive RTC 4TH STREET STATION A	Goes to
Gar	4:15	4:23	4:29	4:35	4:44	4:49	4:55	5:08	
	4:45	4:54	5:01	5:08	5:14	5:19	5:25	5:38	
	5:15	5:24	5:31	5:38	5:44	5:49	5:55	6:08	
	5:45	5:54	6:01	6:08	6:14	6:19	6:25	6:38	
	6:15	6:24	6:31	6:38	6:44	6:49	6:55	7:08	
Gar	—	—	—	—	7:04	7:10	7:18	7:32	
	6:45	6:54	7:01	7:10	7:34	7:40	7:48	8:02	
	7:15	7:26	7:35	7:47	7:59	8:06	8:16	8:32	
	7:45	7:56	8:05	8:17	8:29	8:36	8:46	9:02	
	8:15	8:26	8:35	8:47	8:59	9:06	9:16	9:32	
	8:45	8:56	9:05	9:17	9:29	9:36	9:46	10:02	
	9:15	9:26	9:35	9:47	9:59	10:06	10:16	10:32	
	9:45	9:56	10:05	10:17	10:29	10:36	10:46	11:02	
	10:15	10:26	10:35	10:47	10:59	11:06	11:16	11:32	
	10:45	10:56	11:05	11:17	11:29	11:36	11:46	12:02	
	11:15	11:26	11:35	11:47	11:59	12:06	12:16	12:32	
	11:45	11:56	12:05	12:17	12:29	12:36	12:46	1:02	
	12:15	12:26	12:35	12:47	12:59	1:06	1:16	1:32	
	12:45	12:56	1:05	1:17	1:29	1:36	1:46	2:02	
	1:15	1:26	1:35	1:47	1:59	2:06	2:16	2:32	
	1:45	1:56	2:05	2:17	2:29	2:36	2:46	3:02	
	2:15	2:26	2:35	2:47	2:59	3:06	3:16	3:32	
	2:45	2:56	3:05	3:17	3:29	3:36	3:46	4:02	
	3:15	3:26	3:35	3:47	3:59	4:06	4:16	4:32	
	3:45	3:56	4:05	4:17	4:29	4:36	4:46	5:02	
	4:15	4:26	4:35	4:47	4:59	5:06	5:16	5:32	
	4:45	4:56	5:05	5:17	5:29	5:36	5:46	6:02	
	5:15	5:26	5:35	5:47	5:59	6:06	6:16	6:32	
	5:45	5:56	6:05	6:17	6:29	6:36	6:46	7:02	
	6:15	6:26	6:35	6:47	6:59	7:06	7:16	7:32	
	6:45	6:56	7:05	7:13	—	—	—	—	Gar
	7:15	7:24	7:31	7:39	7:45	7:50	7:56	8:09	
	7:45	7:54	8:01	8:09	8:15	8:20	8:26	8:39	
	8:15	8:24	8:31	8:39	8:45	8:50	8:56	9:09	
	8:45	8:54	9:01	9:09	9:15	9:20	9:26	9:39	
	9:15	9:24	9:31	9:39	9:45	9:50	9:56	10:09	
	9:45	9:54	10:01	10:09	10:15	10:20	10:26	10:39	
	10:15	10:24	10:31	10:39	10:45	10:50	10:56	11:09	
	10:45	10:54	11:00	11:06	11:12	11:17	11:22	11:32	Gar
	11:15	11:23	11:29	11:35	11:42	11:47	11:52	12:04	
Gar	12:15	12:23	12:29	12:35	—	—	—	—	Gar
	—	—	—	—	12:42	12:47	12:52	1:04	
	1:15	1:23	1:29	1:35	1:42	1:47	1:52	2:04	
	2:15	2:23	2:29	2:35	2:42	2:47	2:52	3:04	
	3:15	3:23	3:29	3:35	3:42	3:47	3:52	4:04	

Light Type = AM **Bold Type = PM**

ROUTE 1 links stops along the Virginia Street corridor with the RTC RAPID stations.



Ninth/Silverada/RTC CENTENNIAL PLAZA

ROUTE 2/2s
Monday - Friday

From Downtown Reno

To Downtown Reno

	Comes from Route	Depart RTC 4TH STREET STATION	9th & Sutro	Silverada & Carville	Greenbrae & El Rancho	Commerce & Merchant	Greenbrae & 5th	Arrive RTC CENTENNIAL PLAZA	Comes from/ Goes to Route	Depart RTC CENTENNIAL PLAZA	Greenbrae & 5th	Commerce & Merchant	Greenbrae & El Rancho	Silverada & Carville	9th & Sutro	Arrive RTC 4TH STREET STATION	Changes to Route
	A	B	C	D	E	F	G	G	F	E	D	C	B	A			
	—	—	—	—	—	—	—	Gar	4:30	4:33	—	4:41	4:45	4:50	5:00	2	
	—	—	—	—	—	—	—	26	5:10	5:13	—	5:21	5:25	5:30	5:40	2	
	—	—	—	—	—	—	—	Gar	5:30	5:34	—	5:45	5:49	5:56	6:10	2	
	2	5:15	5:23	5:27	5:32	—	5:42	5:52	2	6:00	6:04	—	6:15	6:19	6:26	6:40	2
	2	5:45	5:53	5:57	6:02	—	6:12	6:22	2	6:30	6:34	—	6:45	6:49	6:56	7:10	2
	—	—	—	—	—	—	—	2s	—	—	6:51	7:00	7:04	7:11	7:25	2s	
Gar	2	6:15	6:23	6:27	6:32	—	6:42	6:52	2	7:00	7:04	—	7:15	7:19	7:26	7:40	2
	2s	—	—	—	6:47	6:51	—	—	2s	—	—	7:21	7:30	7:34	7:41	7:55	2s
Gar	2	6:45	6:53	6:57	7:02	—	7:12	7:22	2	7:30	7:34	—	7:45	7:49	7:56	8:10	2
	2s	7:00	7:08	7:12	7:17	7:21	—	—	2s	—	—	7:51	8:00	8:04	8:11	8:25	2s
	2	7:15	7:23	7:27	7:32	—	7:42	7:52	2	8:00	8:04	—	8:15	8:19	8:26	8:40	2
	2s	7:30	7:38	7:42	7:47	7:51	—	—	2s	—	—	8:21	8:30	8:34	8:41	8:55	2s
	2	7:45	7:53	7:57	8:02	—	8:12	8:22	2	8:30	8:34	—	8:45	8:49	8:56	9:10	2
	2s	8:00	8:08	8:12	8:17	8:21	—	—	2s	—	—	8:51	9:00	9:04	9:11	9:25	2s
	2	8:15	8:23	8:27	8:32	—	8:42	8:52	2	9:00	9:04	—	9:15	9:19	9:26	9:40	2
	2s	8:30	8:38	8:42	8:47	8:51	—	—	2s	—	—	9:21	9:30	9:34	9:41	9:55	Gar
	2	8:45	8:53	8:57	9:02	—	9:12	9:22	2	9:30	9:34	—	9:45	9:49	9:56	10:10	2
	2s	9:00	9:08	9:12	9:17	9:21	—	—	2s	—	—	9:51	10:00	10:04	10:11	10:25	Gar
	2	9:15	9:23	9:27	9:32	—	9:42	9:52	2	10:00	10:04	—	10:15	10:19	10:26	10:40	2
	2s	9:30	9:38	9:42	9:47	9:51	—	—	2s	—	—	—	—	—	—	—	—
	2	9:45	9:53	9:57	10:02	—	10:12	10:22	2	10:30	10:34	—	10:45	10:49	10:56	11:10	2
	2	10:15	10:23*	10:27	10:32	—	10:42	10:52	2	11:00	11:04	—	11:15	11:19	11:26	11:40	2
	2	10:45	10:53	10:57	11:02	—	11:12	11:22	2	11:30	11:34	—	11:45	11:49*	11:56	12:10	2
	2	11:15	11:23	11:27	11:32	—	11:42	11:52	2	12:00	12:04	—	12:15	12:19	12:26	12:40	2
	2	11:45	11:53	11:57	12:02	—	12:12	12:22	2	12:30	12:34	—	12:45	12:49	12:56	1:10	2
	2	12:15	12:23	12:27	12:32	—	12:42	12:52	2	1:00	1:04	—	1:15	1:19	1:26	1:40	2
	2	12:45	12:53	12:57	1:02	—	1:12	1:22	2	1:30	1:34	—	1:45	1:49	1:56	2:10	2
	2	1:15	1:23*	1:27	1:32	—	1:42	1:52	2	2:00	2:04	—	2:15	2:19	2:26	2:40	2
	—	—	—	—	—	—	—	—	2s	—	—	2:21	2:30	2:34	2:41	2:55	2s
Gar	2	1:45	1:53	1:57	2:02	—	2:12	2:22	2	2:30	2:34	—	2:45	2:49*	2:56	3:10	2
	2s	2:00	2:08	2:12	2:17	2:21	—	—	2s	—	—	2:51	3:00	3:04	3:11	3:25	2s
	2	2:15	2:23	2:27	2:32	—	2:42	2:52	2	3:00	3:04	—	3:15	3:19	3:26	3:40	2
Gar	2s	2:30	2:38	2:42	2:47	2:51	—	—	2s	—	—	3:21	3:30	3:34	3:41	3:55	2s
	2	2:45	2:53	2:57	3:02	—	3:12	3:22	2	3:30	3:34	—	3:45	3:49	3:56	4:10	2
	2s	3:00	3:08	3:12	3:17	3:21	—	—	2s	—	—	3:51	4:00	4:04	4:11	4:25	2s
	2	3:15	3:23	3:27	3:32	—	3:42	3:52	2	4:00	4:04	—	4:15	4:19	4:26	4:40	2
	2s	3:30	3:38	3:42	3:47	3:51	—	—	2s	—	—	4:21	4:30	4:34	4:41	4:55	2s
	2	3:45	3:53	3:57	4:02	—	4:12	4:22	2	4:30	4:34	—	4:45	4:49	4:56	5:10	2
	2s	4:00	4:08	4:12	4:17	4:21	—	—	2s	—	—	4:51	5:00	5:04	5:11	5:25	2s
	2	4:15	4:23	4:27	4:32	—	4:42	4:52	2	5:00	5:04	—	5:15	5:19	5:26	5:40	2
	2s	4:30	4:38	4:42	4:47	4:51	—	—	2s	—	—	—	—	—	—	—	—
	2	4:45	4:53	4:57	5:02	—	5:12	5:22	2	5:30	5:34	—	5:45	5:49	5:56	6:10	2
	2s	5:00	5:08	5:12	5:17	5:19	—	—	Gar	—	—	—	—	—	—	—	—
	2	5:15	5:23	5:27	5:32	—	5:42	5:52	2	6:00	6:04	—	6:15	6:19	6:26	6:40	2
	2s	5:30	5:38	5:42	5:47	5:49	—	—	Gar	—	—	—	—	—	—	—	—
	2	5:45	5:53	5:57	6:02	—	6:12	6:22	2	6:30	6:34	—	6:45	6:49	6:56	7:10	2
	2	6:15	6:23	6:27	6:32	—	6:42	6:50	Gar	—	—	—	—	—	—	—	—
	—	—	—	—	—	—	—	—	11	7:34	7:38	—	7:48	7:52	7:58	8:10	2
	2	6:45	6:52	6:56	7:00	—	7:09	7:16	Gar	—	—	—	—	—	—	—	—
	2	7:15	7:22	7:26	7:30	—	7:39	7:48	11	8:34	8:38	—	8:48	8:52	8:58	9:10	2
11	2	8:15	8:22	8:26	8:30	—	8:39	8:48	11	9:34	9:38	—	9:48	9:52	9:58	10:10	2
	2	9:15	9:22	9:26	9:30	—	9:39	9:48	11	10:34	10:38	—	10:48	10:52	10:58	11:10	2
11	2	10:15	10:22	10:26	10:30	—	10:39	10:48	11	11:34	11:38	—	11:48	11:52	11:58	12:10	2
	2	11:15	11:22	11:26	11:30	—	11:39	11:48	11	12:34	12:38	—	12:48	12:52	12:58	1:10	2
11	2	12:15	12:22	12:26	12:30	—	12:39	12:48	11	—	—	—	—	—	—	—	—
	2	1:15	1:22	1:26	1:30	—	1:39	1:48	11	—	—	—	—	—	—	—	—

No 2s service on Saturday, Sunday, or holidays

Light Type = AM **Bold Type = PM**

* Service into Tom Sawyer Village only runs at certain times. Consult schedule above for information.

At Rock Boulevard, service branches, traveling south returning to Reno (Rt. 2 Short - 2s) or north on Rock Boulevard, into Sparks, to RTC CENTENNIAL PLAZA (Rt. 2).
Check for times under timepoint E, F, and G to determine which trips serve each branch.
(Rt. 2 Saturday schedule continued on next page)

Ninth/Silverada/RTC CENTENNIAL PLAZA

From Downtown Reno

To Downtown Reno

Comes from Route	A	B	C	D	E	F	G	Comes from/ goes to Route	G	F	E	D	C	B	A	Changes to Route
Depart RTC 4TH STREET STATION	9th & Sutro	Silverada & Carville	Greenbrae & El Rancho	Commerce & Merchant	Greenbrae & 5th	Arrive RTC CENTENNIAL PLAZA	Depart RTC CENTENNIAL PLAZA	Greenbrae & 5th	Commerce & Merchant	Greenbrae & El Rancho	Silverada & Carville	9th & Sutro	Arrive RTC 4TH STREET STATION	Changes to Route		
—	—	—	—	—	—	—	Gar	4:30	4:33	—	4:41	4:45	4:50	5:00	2	
—	—	—	—	—	—	—	26	5:10	5:13	—	5:21	5:25	5:30	5:40	2	
—	—	—	—	—	—	—	Gar	5:30	5:34	—	5:45	5:49	5:56	6:10	2	
2	5:15	5:23	5:27	5:32	—	5:42	2	6:00	6:04	—	6:15	6:19	6:26	6:40	2	
2	5:45	5:53	5:57	6:02	—	6:12	2	6:30	6:34	—	6:45	6:49	6:56	7:10	2	
2	6:15	6:23	6:27	6:32	—	6:42	2	7:00	7:04	—	7:15	7:19	7:26	7:40	2	
2	6:45	6:53	6:57	7:02	—	7:12	2	7:30	7:34	—	7:45	7:49	7:56	8:10	2	
2	7:15	7:23	7:27	7:32	—	7:42	2	8:00	8:04	—	8:15	8:19	8:26	8:40	2	
2	7:45	7:53	7:57	8:02	—	8:12	2	8:30	8:34	—	8:45	8:49	8:56	9:10	2	
2	8:15	8:23	8:27	8:32	—	8:42	2	9:00	9:04	—	9:15	9:19	9:26	9:40	2	
2	8:45	8:53	8:57	9:02	—	9:12	2	9:30	9:34	—	9:45	9:49	9:56	10:10	2	
2	9:15	9:23	9:27	9:32	—	9:42	2	10:00	10:04	—	10:15	10:19	10:26	10:40	2	
2	9:45	9:53	9:57	10:02	—	10:12	2	10:30	10:34	—	10:45	10:49	10:56	11:10	2	
2	10:15	10:23*	10:27	10:32	—	10:42	2	11:00	11:04	—	11:15	11:19	11:26	11:40	2	
2	10:45	10:53	10:57	11:02	—	11:12	2	11:30	11:34	—	11:45	11:49*	11:56	12:10	2	
2	11:15	11:23	11:27	11:32	—	11:42	2	12:00	12:04	—	12:15	12:19	12:26	12:40	2	
2	11:45	11:53	11:57	12:02	—	12:12	2	12:30	12:34	—	12:45	12:49	12:56	1:10	2	
2	12:15	12:23	12:27	12:32	—	12:42	2	1:00	1:04	—	1:15	1:19	1:26	1:40	2	
2	12:45	12:53	12:57	1:02	—	1:12	2	1:30	1:34	—	1:45	1:49	1:56	2:10	2	
2	1:15	1:23*	1:27	1:32	—	1:42	2	2:00	2:04	—	2:15	2:19	2:26	2:40	2	
2	1:45	1:53	1:57	2:02	—	2:12	2	2:30	2:34	—	2:45	2:49*	2:56	3:10	2	
2	2:15	2:23	2:27	2:32	—	2:42	2	3:00	3:04	—	3:15	3:19	3:26	3:40	2	
2	2:45	2:53	2:57	3:02	—	3:12	2	3:30	3:34	—	3:45	3:49	3:56	4:10	2	
2	3:15	3:23	3:27	3:32	—	3:42	2	4:00	4:04	—	4:15	4:19	4:26	4:40	2	
2	3:45	3:53	3:57	4:02	—	4:12	2	4:30	4:34	—	4:45	4:49	4:56	5:10	2	
2	4:15	4:23	4:27	4:32	—	4:42	2	5:00	5:04	—	5:15	5:19	5:26	5:40	2	
2	4:45	4:53	4:57	5:02	—	5:12	2	5:30	5:34	—	5:45	5:49	5:56	6:10	2	
2	5:15	5:23	5:27	5:32	—	5:42	2	6:00	6:04	—	6:15	6:19	6:26	6:40	2	
2	5:45	5:53	5:57	6:02	—	6:12	2	6:30	6:34	—	6:45	6:49	6:56	7:10	2	
2	6:15	6:23	6:27	6:32	—	6:42	6:50	Gar	—	—	—	—	—	—	—	
—	—	—	—	—	—	—	11	7:34	7:38	—	7:48	7:52	7:58	8:10	2	
2	6:45	6:52	6:56	7:00	—	7:09	7:16	Gar	—	—	—	—	—	—	—	
2	7:15	7:22	7:26	7:30	—	7:39	7:48	11	8:34	8:38	—	8:48	8:52	8:58	9:10	2
2	8:15	8:22	8:26	8:30	—	8:39	8:48	11	9:34	9:38	—	9:48	9:52	9:58	10:10	2
2	9:15	9:22	9:26	9:30	—	9:39	9:48	11	10:34	10:38	—	10:48	10:52	10:58	11:10	2
2	10:15	10:22	10:26	10:30	—	10:39	10:48	11	11:34	11:38	—	11:48	11:52	11:58	12:10	2
2	11:15	11:22	11:26	11:30	—	11:39	11:48	11	12:34	12:38	—	12:48	12:52	12:58	1:10	2
2	12:15	12:22	12:26	12:30	—	12:39	12:48	11	—	—	—	—	—	—	—	—
2	1:15	1:22	1:26	1:30	—	1:39	1:48	11	—	—	—	—	—	—	—	—

No 2s service on Saturday, Sunday, or holidays

* Service into Tom Sawyer Village only runs at certain times. Consult schedule above for information.

(Rt. 2 Sunday schedule continued on next page)

Light Type = AM **Bold Type = PM**

Ninth/Silverada/RTC CENTENNIAL PLAZA

From Downtown Reno

To Downtown Reno

Comes from Route	A	B	C	D	E	F	G	Comes from/ goes to Route	G	F	E	D	C	B	A	Changes to Route
—	—	—	—	—	—	—	—	11	4:34	4:38	—	4:48	4:52	4:58	5:10	2
2	5:15	5:22	5:26	5:30	—	5:39	5:48	11	5:34	5:38	—	5:48	5:52	5:58	6:10	2
2	6:15	6:22	6:26	6:30	—	6:39	6:48	11	6:34	6:38	—	6:48	6:52	6:58	7:10	2
2	7:15	7:22	7:26	7:30	—	7:39	7:48	11	7:34	7:38	—	7:48	7:52	7:58	8:10	2
2	8:15	8:22	8:26	8:30	—	8:39	8:48	11	8:34	8:38	—	8:48	8:52	8:58	9:10	2
2	9:15	9:22	9:26	9:30	—	9:39	9:48	11	9:34	9:38	—	9:48	9:52	9:58	10:10	2
2	10:15	10:22*	10:26	10:30	—	10:39	10:48	11	10:34	10:38	—	10:48	10:52	10:58	11:10	2
2	11:15	11:22	11:26	11:30	—	11:39	11:48	11	11:34	11:38	—	11:48	11:52*	11:58	12:10	2
2	12:15	12:22	12:26	12:30	—	12:39	12:48	11	12:34	12:38	—	12:48	12:52	12:58	1:10	2
2	1:15	1:22*	1:26	1:30	—	1:39	1:48	11	1:34	1:38	—	1:48	1:52	1:58	2:10	2
2	2:15	2:22	2:26	2:30	—	2:39	2:48	11	2:34	2:38	—	2:48	2:52*	2:58	3:10	2
2	3:15	3:22	3:26	3:30	—	3:39	3:48	11	3:34	3:38	—	3:48	3:52	3:58	4:10	2
2	4:15	4:22	4:26	4:30	—	4:39	4:48	11	4:34	4:38	—	4:48	4:52	4:58	5:10	2
2	5:15	5:22	5:26	5:30	—	5:39	5:48	11	5:34	5:38	—	5:48	5:52	5:58	6:10	2
2	6:15	6:22	6:26	6:30	—	6:39	6:48	11	6:34	6:38	—	6:48	6:52	6:58	7:10	2
2	7:15	7:22	7:26	7:30	—	7:39	7:48	11	7:34	7:38	—	7:48	7:52	7:58	8:10	2
2	8:15	8:22	8:26	8:30	—	8:39	8:48	11	8:34	8:38	—	8:48	8:52	8:58	9:10	2
2	9:15	9:22	9:26	9:30	—	9:39	9:48	11	9:34	9:38	—	9:48	9:52	9:58	10:10	2
2	10:15	10:22	10:26	10:30	—	10:39	10:48	11	10:34	10:38	—	10:48	10:52	10:58	11:10	2
2	11:15	11:22	11:26	11:30	—	11:39	11:48	11	11:34	11:38	—	11:48	11:52	11:58	12:10	2
2	12:15	12:22	12:26	12:30	—	12:39	12:48	11	12:34	12:38	—	12:48	12:52	12:58	1:10	2
2	1:15	1:22	1:26	1:30	—	1:39	1:48	11	—	—	—	—	—	—	—	—

No 2s service on Saturday, Sunday, or holidays

Light Type = AM **Bold Type = PM**

* Service into Tom Sawyer Village only runs at certain times. Consult schedule above for information.

**Vandalism of RTC
property is a crime!**

775-322-4900
TEXT Keyword: SW
847-411

Cash rewards
Remain anonymous



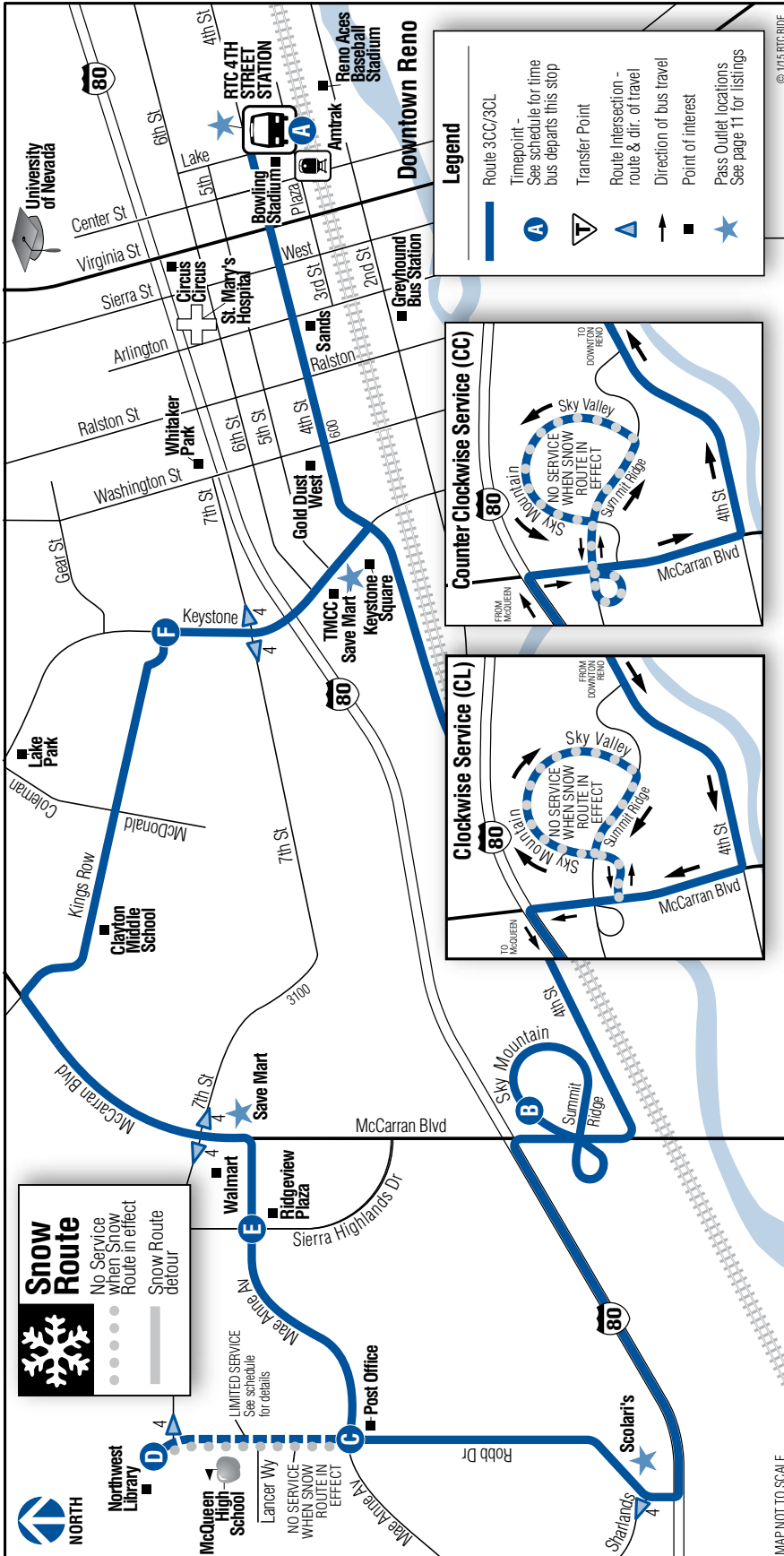

SECRETWITNESS.com

ROUTE 3CC/3CL

RTC 4TH STREET STATION

North Island

Kings Row/Sky Mountain



© 11/15 RTC GUIDE

MAP NOT TO SCALE

Kings Row/Sky Mountain

CLOCKWISE (CL)

ROUTE 3CC/3CL

Monday - Friday

From Downtown Reno

To Downtown Reno

Comes from Route	Depart RTC 4TH STREET STATION A	Sky Mountain/ Summit Ridge B	Arrive Robb & Mae Anne C	Robb & Library D	Depart Robb & Mae Anne C	Mae Anne & Sierra Highlands E	Kings Row & University F	Arrive RTC 4TH STREET STATION A	Changes to Route
Gar	5:15	5:27	5:37	—	5:40	5:43	5:51	6:08	18X
Gar	6:15	6:27	—	6:37	6:40	6:43	6:51	7:08	18X
18X	7:15	7:27	—	7:37	7:40	7:43	7:51	8:08	Gar
18X	8:15	8:27	8:37	—	8:40	8:43	8:51	9:08	3CL
3CL	9:15	9:27	9:37	—	9:40	9:43	9:51	10:08	3CL
3CL	10:15	10:27	10:37	—	10:40	10:43	10:51	11:08	3CL
3CL	11:15	11:27	11:37	—	11:40	11:43	11:51	12:08	3CL
3CL	12:15	12:27	12:37	—	12:40	12:43	12:51	1:08	3CL
3CL	1:15	1:27	—	1:37	1:40	1:43	1:51	2:08	18X
Gar	2:15	2:27	—	2:37	2:40	2:43	2:51	3:08	18X
18X	3:15	3:27	3:37	—	3:40	3:43	3:51	4:08	Gar
18X	4:15	4:27	4:37	—	4:40	4:43	4:51	5:08	3CL
3CL	5:15	5:27	5:37	—	5:40	5:43	5:51	6:08	3CL
3CL	6:15	6:27	6:37	—	6:40	6:43	6:51	7:08	3CL
3CL	7:15	7:27	7:37	—	7:40	7:43	7:51	8:08	3CL
3CL	8:15	8:27	8:37	—	8:40	8:43	8:51	9:08	3CL
3CL	9:15	9:27	9:37	—	9:40	9:43	9:51	10:05	Gar

Light Type = AM **Bold Type = PM**

COUNTER CLOCKWISE (CC)

*No Counter Clockwise (CC) Service on Saturday or Sunday

Monday - Friday

From Downtown Reno

To Downtown Reno

Comes from Route	Depart RTC 4TH STREET STATION A	Kings Row/ University F	Mae Anne & Sierra Highlands E	Arrive Robb & Mae Anne C	Robb & Library D	Depart Robb & Mae Anne C	Sky Mountain/ Summit Ridge B	Arrive RTC 4TH STREET STATION A	Changes to Route
Gar	6:45	6:52	7:00	—	7:07	7:09	7:19	7:38	3CC
3CC	7:45	7:52	8:00	8:04	—	8:09	8:19	8:38	3CC
3CC	8:45	8:52	9:00	9:04	—	9:09	9:19	9:35	Gar
Gar	2:45	2:52	3:00	—	3:07	3:09	3:19	3:38	3CC
3CC	3:45	3:52	4:00	4:04	—	4:09	4:19	4:38	3CC
3CC	4:45	4:52	5:00	5:04	—	5:09	5:19	5:38	3CC
3CC	5:45	5:52	6:00	6:02	—	—	—	—	Gar

Light Type = AM **Bold Type = PM**

(Rt. 3 Saturday/Sunday schedule continued on next page)

ROUTE 3CL

Saturday

(Continued from previous page)

CLOCKWISE (CL)

Kings Row/Sky Mountain

From Downtown Reno

To Downtown Reno

Comes from Route	Depart RTC 4TH STREET STATION A	Sky Mountain/ Summit Ridge B	Arrive Robb & Mae Anne C	Robb & Library D	Depart Robb & Mae Anne C	Mae Anne & Sierra Highlands E	Kings Row/ University F	Arrive RTC 4TH STREET STATION A	Changes to Route
Gar	5:15	5:27	5:37	—	5:40	5:43	5:51	6:08	3CL
3CL	6:15	6:27	6:37	—	6:40	6:43	6:51	7:08	3CL
3CL	7:15	7:27	7:37	—	7:40	7:43	7:51	8:08	3CL
3CL	8:15	8:27	8:37	—	8:40	8:43	8:51	9:08	3CL
3CL	9:15	9:27	9:37	—	9:40	9:43	9:51	10:08	3CL
3CL	10:15	10:27	10:37	—	10:40	10:43	10:51	11:08	3CL
3CL	11:15	11:27	11:37	—	11:40	11:43	11:51	12:08	3CL
3CL	12:15	12:27	12:37	—	12:40	12:43	12:51	1:08	3CL
3CL	1:15	1:27	1:37	—	1:40	1:43	1:51	2:08	3CL
3CL	2:15	2:27	2:37	—	2:40	2:43	2:51	3:08	3CL
3CL	3:15	3:27	3:37	—	3:40	3:43	3:51	4:08	3CL
3CL	4:15	4:27	4:37	—	4:43	4:43	4:51	5:08	3CL
3CL	5:15	5:27	5:37	—	5:40	5:43	5:51	6:08	3CL
3CL	6:15	6:27	6:37	—	6:40	6:43	6:51	7:08	3CL
3CL	7:15	7:27	7:37	—	7:40	7:43	7:51	8:08	3CL
3CL	8:15	8:27	8:37	—	8:40	8:43	8:51	9:08	3CL
3CL	9:15	9:27	9:37	—	9:40	9:43	9:51	10:05	Gar

Light Type = AM **Bold Type = PM**

Sunday/Holiday

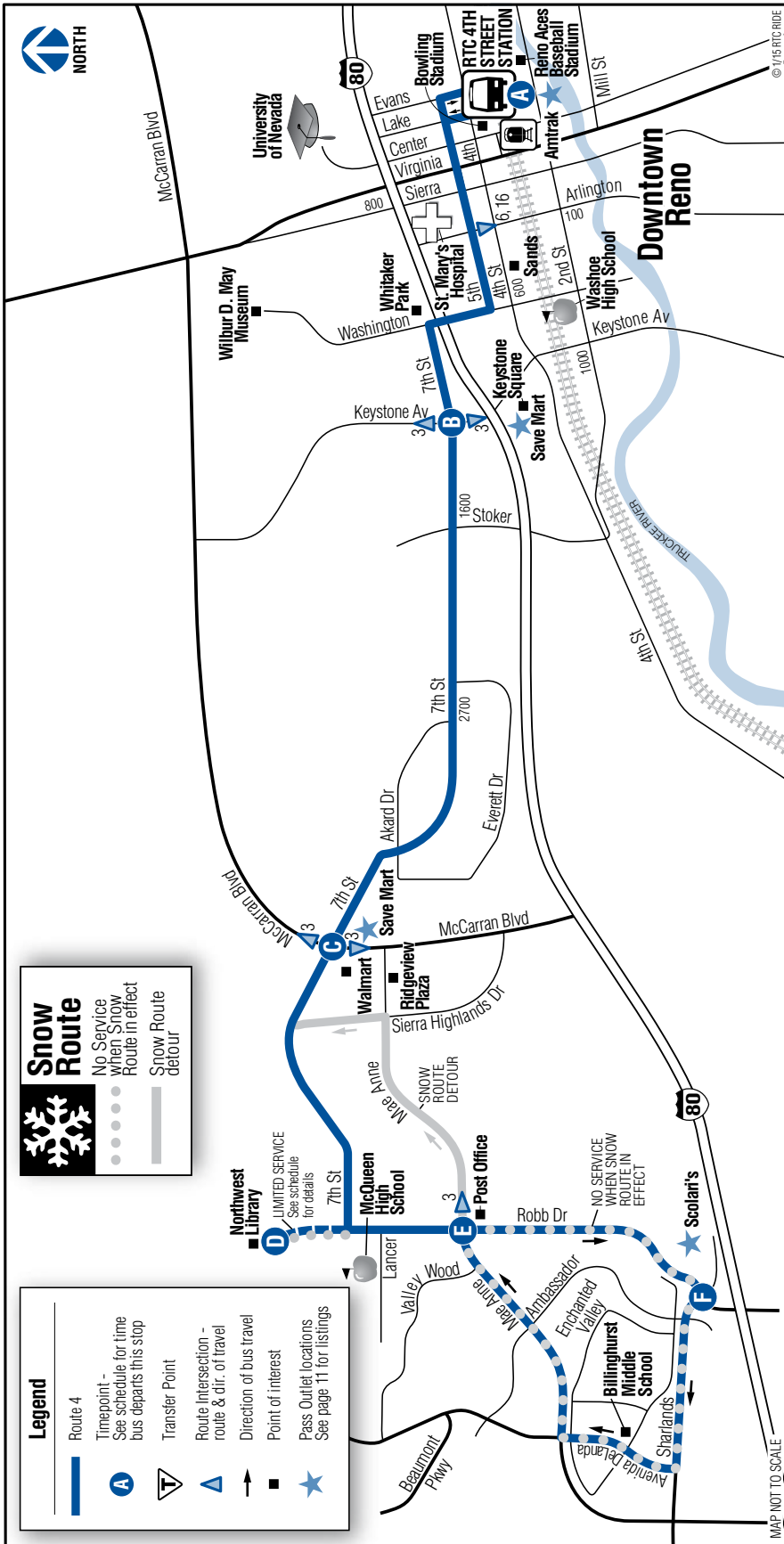
CLOCKWISE (CL)

From Downtown Reno

To Downtown Reno

Comes from Route	Depart RTC 4TH STREET STATION A	Sky Mountain/ Summit Ridge B	Arrive Robb & Mae Anne C	Robb & Library D	Depart Robb & Mae Anne C	Mae Anne & Sierra Highlands E	Kings Row/ University F	Arrive RTC 4TH STREET STATION A	Changes to Route
Gar	6:15	6:27	6:37	—	6:40	6:43	6:51	7:08	3CL
3CL	7:15	7:27	7:37	—	7:40	7:43	7:51	8:08	3CL
3CL	8:15	8:27	8:37	—	8:40	8:43	8:51	9:08	3CL
3CL	9:15	9:27	9:37	—	9:40	9:43	9:51	10:08	3CL
3CL	10:15	10:27	10:37	—	10:40	10:43	10:51	11:08	3CL
3CL	11:15	11:27	11:37	—	11:40	11:43	11:51	12:08	3CL
3CL	12:15	12:27	12:37	—	12:40	12:43	12:51	1:08	3CL
3CL	1:15	1:27	1:37	—	1:40	1:43	1:51	2:08	3CL
3CL	2:15	2:27	2:37	—	2:40	2:43	2:51	3:08	3CL
3CL	3:15	3:27	3:37	—	3:40	3:43	3:51	4:08	3CL
3CL	4:15	4:27	4:37	—	4:40	4:43	4:51	5:08	3CL
3CL	5:15	5:27	5:37	—	5:40	5:43	5:51	6:08	3CL
3CL	6:15	6:27	6:37	—	6:40	6:43	6:51	7:05	Gar

Light Type = AM **Bold Type = PM**



Snow Route

No Service when Snow Route in effect

Snow Route detour

Legend

- Route 4
- Timepoint - See schedule for time bus departs this stop
- Transfer Point
- Route intersection - route & dir. of travel
- Direction of bus travel
- Point of interest
- Pass Outlet locations See page 11 for listings

(Rt. 4 continued on next page)

ROUTE 4

Monday - Friday

(Continued from previous page)

West Seventh

From Downtown Reno

To Downtown Reno

Comes from Route	Depart RTC 4TH STREET STATION	7th & Keystone	7th & McCarran	Robb & Library	Robb & Mae Anine	Shalands & Robb	Robb & Mae Anine	7th & McCarran	7th & Keystone	Arrive RTC 4TH STREET STATION	Changes to Route
A	B	C	D	E	F	E	C	B	A		
Gar	—	—	—	—	5:04	5:07	5:12	5:16	5:24	5:38	4
4	5:45	5:52	5:57	6:02	6:04	6:07	6:12	6:16	6:24	6:38	4
4	6:45	6:52	6:57	7:02	7:04	7:07	7:12	7:16	7:24	7:38	4
4	7:45	7:52	7:57	8:02	8:04	8:07	8:12	8:16	8:24	8:38	4
4	8:45	8:52	8:57	9:02	9:04	9:07	9:12	9:16	9:24	9:38	4
4	9:45	9:52	9:57	10:02	10:04	10:07	10:12	10:16	10:24	10:38	4
4	10:45	10:52	10:57	11:02	11:04	11:07	11:12	11:16	11:24	11:40	4
4	11:45	11:52	11:57	12:02	12:04	12:07	12:12	12:16	12:24	12:40	4
4	12:45	12:52	12:57	1:02	1:04	1:07	1:12	1:16	1:24	1:40	4
4	1:45	1:52	1:57	2:02	2:04	2:07	2:12	2:16	2:24	2:40	4
4	2:45	2:52	2:57	3:02	3:04	3:07	3:12	3:16	3:24	3:40	4
4	3:45	3:52	3:57	4:02	4:04	4:07	4:12	4:16	4:24	4:40	4
4	4:45	4:52	4:57	5:02	5:04	5:07	5:12	5:16	5:24	5:40	4
4	5:45	5:52	5:57	6:02	6:04	6:07	6:12	6:16	6:24	6:38	4
4	6:45	6:52	6:57	7:02	7:04	7:07	7:12	7:16	7:24	7:38	4
4	7:45	7:52	7:57	8:02	8:04	8:07	8:12	8:16	8:24	8:38	4
4	8:45	8:52	8:57	9:02	9:04	9:07	9:12	9:16	9:24	9:38	4
4	9:45	9:52	9:57	10:02	10:04	10:07	10:12	10:16	10:24	10:38	4
4	10:45	10:52	10:57	11:02	11:04	11:07	11:12	11:16	11:24	11:35	Gar

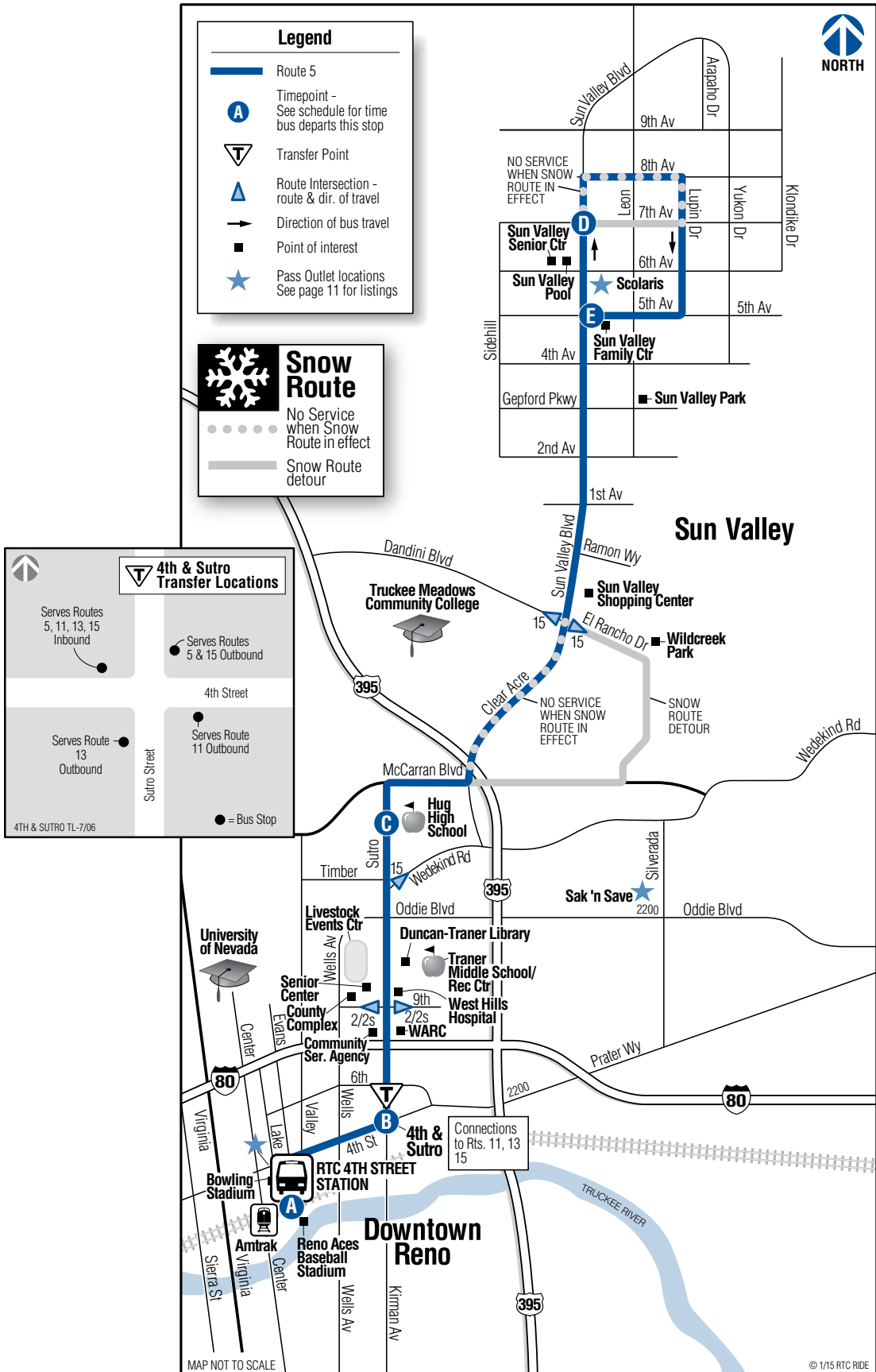
Saturday

Gar	—	—	—	—	6:04	6:07	6:12	6:16	6:24	6:38	4
4	6:45	6:52	6:57	7:02	7:04	7:07	7:12	7:16	7:24	7:38	4
4	7:45	7:52	7:57	8:02	8:04	8:07	8:12	8:16	8:24	8:38	4
4	8:45	8:52	8:57	9:02	9:04	9:07	9:12	9:16	9:24	9:38	4
4	9:45	9:52	9:57	10:02	10:04	10:07	10:12	10:16	10:24	10:38	4
4	10:45	10:52	10:57	11:02	11:04	11:07	11:12	11:16	11:24	11:38	4
4	11:45	11:52	11:57	12:02	12:04	12:07	12:12	12:16	12:24	12:38	4
4	12:45	12:52	12:57	1:02	1:04	1:07	1:12	1:16	1:24	1:38	4
4	1:45	1:52	1:57	2:02	2:04	2:07	2:12	2:16	2:24	2:38	4
4	2:45	2:52	2:57	3:02	3:04	3:07	3:12	3:16	3:24	3:38	4
4	3:45	3:52	3:57	4:02	4:04	4:07	4:12	4:16	4:24	4:38	4
4	4:45	4:52	4:57	5:02	5:04	5:07	5:12	5:16	5:24	5:38	4
4	5:45	5:52	5:57	6:02	6:04	6:07	6:12	6:16	6:24	6:38	4
4	6:45	6:52	6:57	7:02	7:04	7:07	7:12	7:16	7:24	7:38	4
4	7:45	7:52	7:57	8:02	8:04	8:07	8:12	8:16	8:24	8:38	4
4	8:45	8:52	8:57	9:02	9:04	9:07	9:12	9:16	9:24	9:35	Gar

Sunday/Holiday

Gar	—	—	—	—	6:04	6:07	6:12	6:16	6:24	6:38	4
4	6:45	6:52	6:57	7:02	7:04	7:07	7:12	7:16	7:24	7:38	4
4	7:45	7:52	7:57	8:02	8:04	8:07	8:12	8:16	8:24	8:38	4
4	8:45	8:52	8:57	9:02	9:04	9:07	9:12	9:16	9:24	9:38	4
4	9:45	9:52	9:57	10:02	10:04	10:07	10:12	10:16	10:24	10:35	Gar
Gar	2:45	2:52	2:57	3:02	3:04	3:07	3:12	3:16	3:24	3:38	4
4	3:45	3:52	3:57	4:02	4:04	4:07	4:12	4:16	4:24	4:38	4
4	4:45	4:52	4:57	5:02	5:04	5:07	5:12	5:16	5:24	5:38	4
4	5:45	5:52	5:57	6:02	6:04	6:07	6:12	6:16	6:24	6:38	4
4	6:45	6:52	6:57	7:02	7:04	7:07	7:12	7:16	7:24	7:38	4
4	7:45	7:52	7:57	8:02	8:04	8:07	8:12	8:16	8:24	8:38	4
4	8:45	8:52	8:57	9:02	9:04	9:07	9:12	9:16	9:24	9:35	Gar

Light Type = AM **Bold Type = PM**



Rt. 5 continued on next page

ROUTE 5

Monday - Friday

(Continued from previous page)

Sutro/Sun Valley

From Downtown Reno

To Downtown Reno

Comes from Route	Depart RTC 4TH STREET STATION A	4th & Sutro B	Hug High School C	Arrive Sun Valley & 7th D	Depart Sun Valley & 7th D	5th & Sun Valley E	Hug High School C	4th & Sutro B	Arrive RTC 4TH STREET STATION A	Changes to Route
Gar	5:00	5:03	5:09	5:21	5:21	5:28	5:37	5:42	5:52	5
Gar	5:30	5:33	5:39	5:51	5:51	5:58	6:07	6:12	6:22	5
5	6:00	6:03	6:09	6:21	6:21	6:28	6:37	6:42	6:52	5
5	6:30	6:33	6:39	6:51	6:51	6:58	7:07	7:12	7:22	5
5	7:00	7:03	7:09	7:23	7:26	7:35	7:45	7:50	8:03	15
5	7:30	7:33	7:39	7:53	7:56	8:05	8:15	8:20	8:33	15
Gar	8:00	8:03	8:09	8:23	8:26	8:35	8:45	8:50	9:03	15
15	8:30	8:33	8:39	8:53	8:56	9:05	9:15	9:20	9:33	15
15	9:00	9:03	9:09	9:21	9:21	9:28	9:37	9:42	9:50	Gar
15	9:30	9:33	9:39	9:51	9:51	9:58	10:07	10:12	10:22	5
15	10:00	10:03	10:09	10:21	10:21	10:28	10:37	10:42	10:52	5
5	10:30	10:33	10:39	10:51	10:51	10:58	11:07	11:12	11:22	5
5	11:00	11:03	11:09	11:21	11:21	11:28	11:37	11:42	11:52	5
5	11:30	11:33	11:39	11:51	11:51	11:58	12:07	12:12	12:22	5
5	12:00	12:03	12:09	12:21	12:21	12:28	12:37	12:42	12:52	5
5	12:30	12:33	12:39	12:51	12:51	12:58	1:07	1:12	1:22	5
5	1:00	1:03	1:09	1:21	1:21	1:28	1:37	1:42	1:52	5
5	1:30	1:33	1:39	1:52	1:52	1:59	2:08	2:13	2:23	5
5	2:00	2:03	2:09	2:22	2:22	2:29	2:38	2:43	2:53	5
5	2:30	2:33	2:39	2:52	2:52	2:59	3:08	3:13	3:23	5
5	3:00	3:03	3:09	3:22	3:22	3:29	3:38	3:43	3:53	5
5	3:30	3:33	3:40	3:55	3:58	4:06	4:15	4:20	4:33	15
5	4:00	4:03	4:10	4:25	4:28	4:36	4:45	4:50	5:03	15
15	4:30	4:33	4:40	4:55	4:58	5:06	5:15	5:20	5:33	15
15	5:00	5:03	5:10	5:25	5:28	5:36	5:45	5:50	5:59	Gar
15	5:30	5:33	5:39	5:52	5:52	5:59	6:08	6:13	6:20	Gar
15	6:15	6:18	6:24	6:36	6:36	6:43	6:52	6:57	7:07	5
5	7:15	7:18	7:24	7:36	7:36	7:43	7:52	7:57	8:07	5
5	8:15	8:18	8:24	8:36	8:36	8:43	8:52	8:57	9:07	5
5	9:15	9:18	9:24	9:36	9:36	9:43	9:52	9:57	10:07	5
5	10:15	10:18	10:24	10:36	10:36	10:43	10:52	10:57	11:07	5
5	11:15	11:18	11:24	11:36	11:36	11:43	11:52	11:57	12:07	5
5	12:15	12:18	12:24	12:36	12:36	12:43	12:52	12:57	1:04	Gar

Light Type = AM **Bold Type = PM**

(Rt. 5 Saturday/Sunday schedule continued on next page)

	Comes from Route	Depart RTC 4TH STREET STATION (A)	4th & Sutro (B)	Hug High School (C)	Arrive Sun Valley & 7th (D)	Depart Sun Valley & 7th (D)	5th & Sun Valley (E)	Hug High School (C)	4th & Sutro (B)	Arrive RTC 4TH STREET STATION (A)	Changes to Route
Gar	5:15	5:18	5:24	5:36	5:36	5:43	5:52	5:57	6:07	5	
5	6:15	6:18	6:24	6:36	6:36	6:43	6:52	6:57	7:07	5	
5	7:15	7:18	7:24	7:36	7:36	7:43	7:52	7:57	8:07	5	
5	8:15	8:18	8:24	8:36	8:36	8:43	8:52	8:57	9:07	5	
5	9:15	9:18	9:24	9:36	9:36	9:43	9:52	9:57	10:07	5	
5	10:15	10:18	10:24	10:36	10:36	10:43	10:52	10:57	11:07	5	
5	11:15	11:18	11:24	11:36	11:36	11:43	11:52	11:57	12:07	5	
5	12:15	12:18	12:24	12:36	12:36	12:43	12:52	12:57	1:07	5	
5	1:15	1:18	1:24	1:36	1:36	1:43	1:52	1:57	2:07	5	
5	2:15	2:18	2:24	2:37	2:37	2:44	2:53	2:58	3:08	5	
5	3:15	3:18	3:24	3:37	3:37	3:44	3:53	3:58	4:08	5	
5	4:15	4:18	4:24	4:37	4:37	4:44	4:53	4:58	5:08	5	
5	5:15	5:18	5:24	5:37	5:37	5:44	5:53	5:58	6:08	5	
5	6:15	6:18	6:24	6:37	6:37	6:44	6:53	6:58	7:08	5	
5	7:15	7:18	7:24	7:37	7:37	7:44	7:53	7:58	8:08	5	
5	8:15	8:18	8:24	8:37	8:37	8:44	8:53	8:58	9:08	5	
5	9:15	9:18	9:24	9:37	9:37	9:44	9:53	9:58	10:08	5	
5	10:15	10:18	10:24	10:37	10:37	10:44	10:53	10:58	11:08	5	
5	11:15	11:18	11:24	11:37	11:37	11:44	11:53	11:58	12:08	5	
5	12:15	12:18	12:24	12:37	12:37	12:44	12:53	12:58	1:05	Gar	

Light Type = AM **Bold Type = PM**



www.pedbikeimages.org/Dan_Burden

Everyone is a pedestrian at some time during the day. Please follow these walking tips to have a safe trip on RTC RIDE from start to finish.

- Be predictable.
- Use sidewalks and crosswalks where provided.
- When possible, walk facing traffic.
- Make eye contact with drivers before stepping in front of cars, and make sure they have time to stop.

- Drivers don't always look for pedestrians — even if you have the right of way, **WATCH FOR CARS!**
- Dress to be seen. Bright colors and reflective gear make you more visible to drivers.

For additional information, go to www.walksafelywashoe.com

Original funding for the Walk Safely Washoe Project provided by the Nevada Office of Traffic Safety

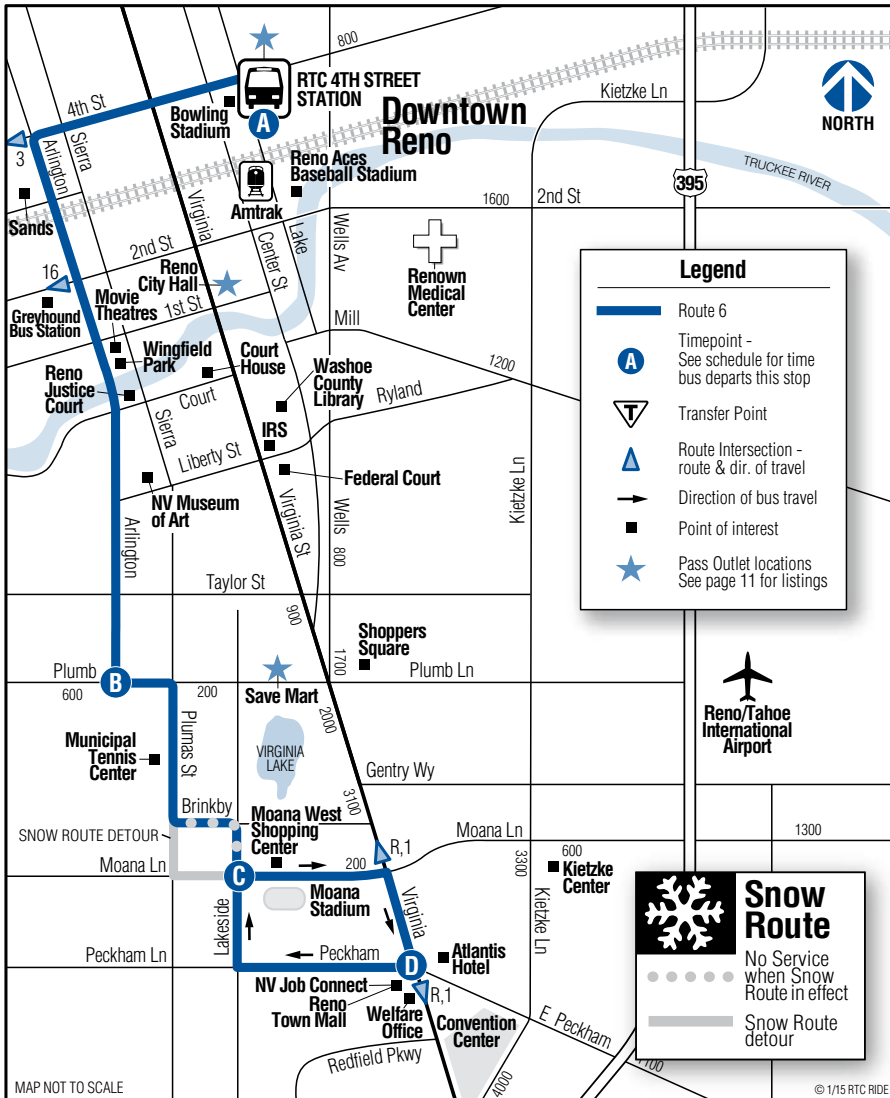
rtcwashoe.com
775-348-RIDE



ROUTE 6

RTC 4TH STREET STATION
North Island

Arlington/Moana



Arlington/Moana

ROUTE 6 Monday - Friday

From Downtown Reno

To Downtown Reno

Comes from Route	Depart RTC 4TH STREET STATION A	Arlington & Plumb B	Lakeside & Moana C	Arrive Rockham & Virginia D	Depart Rockham & Virginia D	Lakeside & Moana C	Arlington & Plumb B	Arrive RTC 4TH STREET STATION A	Changes to Route
Gar	—	—	—	—	4:33	4:38	4:46	4:57	6
6	5:15	5:23	5:29	5:33	5:33	5:38	5:46	5:57	6
Gar	—	—	—	—	6:03	6:08	6:16	6:27	6
6	6:15	6:23	6:29	6:33	6:33	6:38	6:46	6:57	6
6	6:45	6:53	6:59	7:03	7:03	7:08	7:16	7:27	6
6	7:15	7:24	7:30	7:36	7:36	7:42	7:51	8:02	6
6	7:45	7:54	8:00	8:06	8:06	8:12	8:21	8:32	6
6	8:15	8:24	8:30	8:36	8:36	8:42	8:51	9:02	6
6	8:45	8:54	9:00	9:06	—	—	—	—	Gar
6	9:15	9:24	9:30	9:36	9:36	9:42	9:51	10:02	6
6	10:15	10:24	10:30	10:36	10:36	10:42	10:51	11:02	6
6	11:15	11:24	11:30	11:36	11:36	11:42	11:51	12:02	6
6	12:15	12:24	12:30	12:36	12:36	12:42	12:51	1:02	6
6	1:15	1:24	1:30	1:36	1:36	1:42	1:51	2:02	6
6	2:15	2:24	2:30	2:36	2:36	2:42	2:51	3:02	6
Gar	2:45	2:54	3:00	3:06	3:06	3:12	3:21	3:32	6
6	3:15	3:24	3:30	3:36	3:36	3:42	3:51	4:02	6
6	3:45	3:54	4:00	4:06	4:06	4:12	4:21	4:32	6
6	4:15	4:24	4:30	4:36	4:36	4:42	4:51	5:02	6
6	4:45	4:54	5:00	5:06	5:06	5:12	5:21	5:32	6
6	5:15	5:24	5:30	5:36	5:36	5:42	5:51	6:02	6
6	5:45	5:54	6:00	6:06	—	—	—	—	Gar
6	6:15	6:23	6:29	6:33	6:33	6:38	6:46	6:57	6
6	7:15	7:23	7:29	7:33	7:33	7:38	7:46	7:57	6
6	8:15	8:23	8:29	8:33	8:33	8:38	8:46	8:57	6
6	9:15	9:23	9:29	9:33	9:33	9:38	9:46	9:57	6
6	10:15	10:23	10:29	10:33	—	—	—	—	Gar

Light Type = AM **Bold Type = PM**

(Rt. 6 Saturday/Sunday schedule continued on next page)

ROUTE 6

Saturday

(Continued from previous page)

Arlington/Moana

From Downtown Reno

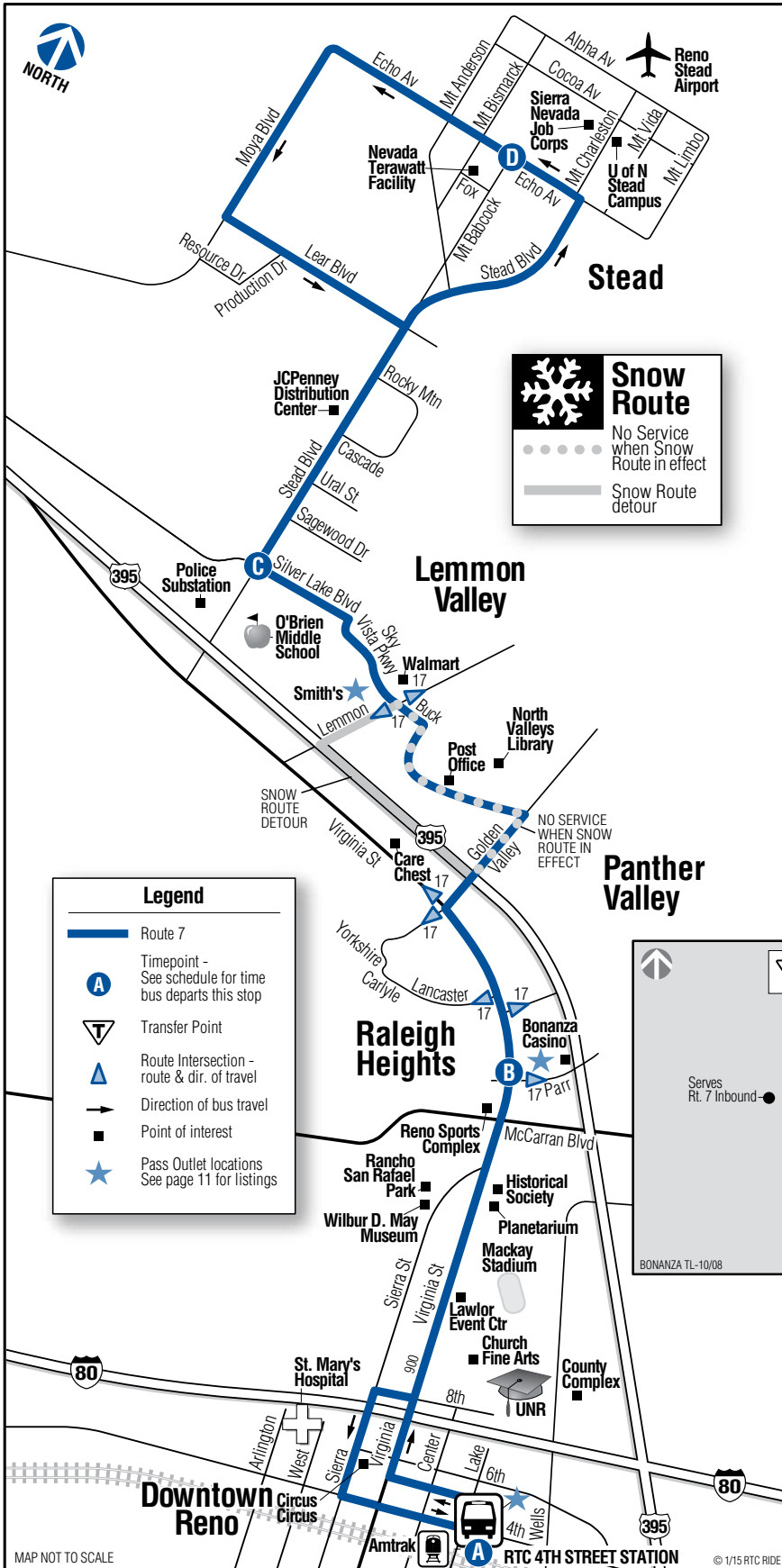
To Downtown Reno

Comes from Route	Depart RTC 4TH STREET STATION A	Arlington & Plumb B	Lakeside & Moana C	Arrive Peckham & Virginia D	Depart Peckham & Virginia D	Lakeside & Moana C	Arlington & Plumb B	Arrive RTC 4TH STREET STATION A	Changes to Route
Gar	—	—	—	—	5:33	5:38	5:46	5:57	6
6	6:15	6:23	6:29	6:33	6:33	6:38	6:46	6:57	6
6	7:15	7:23	7:29	7:33	7:33	7:38	7:46	7:57	6
6	8:15	8:23	8:29	8:33	8:33	8:38	8:46	8:57	6
6	9:15	9:23	9:29	9:33	9:33	9:38	9:46	9:57	6
6	10:15	10:24	10:30	10:36	10:36	10:42	10:51	11:02	6
6	11:15	11:24	11:30	11:36	11:36	11:42	11:51	12:02	6
6	12:15	12:24	12:30	12:36	12:36	12:42	12:51	1:02	6
6	1:15	1:24	1:30	1:36	1:36	1:42	1:51	2:02	6
6	2:15	2:24	2:30	2:36	2:36	2:42	2:51	3:02	6
6	3:15	3:24	3:30	3:36	3:36	3:42	3:51	4:02	6
6	4:15	4:24	4:30	4:36	4:36	4:42	4:51	5:02	6
6	5:15	5:24	5:30	5:36	5:36	5:42	5:51	6:02	6
6	6:15	6:23	6:29	6:33	6:33	6:38	6:46	6:57	6
6	7:15	7:23	7:29	7:33	7:33	7:38	7:46	7:57	6
6	8:15	8:23	8:29	8:33	8:33	8:38	8:46	8:57	6
6	9:15	9:23	9:29	9:33	—	—	—	—	Gar

Sunday/Holiday

Gar	—	—	—	—	5:33	5:38	5:46	5:57	6
6	6:15	6:23	6:29	6:33	6:33	6:38	6:46	6:57	6
6	7:15	7:23	7:29	7:33	7:33	7:38	7:46	7:57	6
6	8:15	8:23	8:29	8:33	8:33	8:38	8:46	8:57	6
6	9:15	9:23	9:29	9:33	9:33	9:38	9:46	9:57	6
6	10:15	10:23	10:29	10:33	10:33	10:38	10:46	10:57	6
6	11:15	11:24	11:30	11:36	11:36	11:42	11:51	12:02	6
6	12:15	12:24	12:30	12:36	12:36	12:42	12:51	1:02	6
6	1:15	1:24	1:30	1:36	1:36	1:42	1:51	2:02	6
6	2:15	2:24	2:30	2:36	2:36	2:42	2:51	3:02	6
6	3:15	3:24	3:30	3:36	3:36	3:42	3:51	4:02	6
6	4:15	4:24	4:30	4:36	4:36	4:42	4:51	5:02	6
6	5:15	5:23	5:29	5:33	5:33	5:38	5:46	5:57	6
6	6:15	6:23	6:29	6:33	6:33	6:38	6:46	6:57	6
6	7:15	7:23	7:29	7:33	7:33	7:38	7:46	7:54	Gar

Light Type = AM **Bold Type = PM**



(Rt. 7 continued on next page)

ROUTE 7

Monday - Friday

(Continued from previous page)

Stead

From Downtown Reno

To Downtown Reno

Comes from Route	Depart RTC 4TH STREET STATION A	Bonanza Square B	Stead & Silver Lake C	Arrive Echo & Mt. Babcock D	Depart Echo & Mt. Babcock D	Stead & Silver Lake C	Bonanza Square B	Arrive RTC 4TH STREET STATION A	Changes to Route
Gar	4:45	4:55	5:11	5:20	5:20	5:34	5:51	6:01	12
Gar	5:15	5:25	5:41	5:50	5:50	6:04	6:21	6:31	12
9	6:15	6:25	6:41	6:50	6:50	7:04	7:21	7:31	12
9	6:45	6:55	7:11	7:20	7:20	7:34	7:51	8:01	12
9	7:15	7:25	7:41	7:50	7:50	8:04	8:21	8:31	12
9	7:45	7:55	8:11	8:20	8:20	8:34	8:51	9:01	12
9	8:15	8:25	8:41	8:50	8:50	9:04	9:21	9:31	12
9	8:45	8:55	9:11	9:20	9:20	9:34	9:51	10:01	12
9	9:15	9:25	9:41	9:50	9:50	10:04	10:21	10:31	12
9	9:45	9:55	10:11	10:20	10:20	10:34	10:51	11:01	12
9	10:15	10:25	10:41	10:50	10:50	11:04	11:21	11:31	12
9	10:45	10:55	11:11	11:20	11:20	11:34	11:51	12:01	12
9	11:15	11:25	11:41	11:50	11:50	12:04	12:21	12:31	12
9	11:45	11:55	12:11	12:20	12:20	12:34	12:51	1:01	12
9	12:15	12:25	12:41	12:50	12:50	1:04	1:21	1:31	12
9	12:45	12:55	1:11	1:20	1:20	1:34	1:51	2:01	12
9	1:15	1:25	1:41	1:50	1:50	2:04	2:21	2:31	12
9	1:45	1:55	2:11	2:20	2:20	2:34	2:51	3:01	12
9	2:15	2:25	2:41	2:50	2:50	3:04	3:21	3:31	12
9	2:45	2:55	3:11	3:20	3:20	3:34	3:51	4:01	12
9	3:15	3:25	3:41	3:50	3:50	4:04	4:21	4:31	12
9	3:45	3:55	4:11	4:20	4:20	4:34	4:51	5:01	12
9	4:15	4:25	4:41	4:50	4:50	5:04	5:21	5:31	12
9	4:45	4:55	5:11	5:20	5:20	5:34	5:51	6:01	Gar
9	5:15	5:25	5:41	5:50	5:50	6:04	6:21	6:31	12
9	5:45	5:55	6:11	6:20	6:20	6:34	6:51	6:59	Gar
9	6:15	6:25	6:41	6:50	6:50	7:04	7:21	7:31	12
9	6:45	6:55	7:11	7:20	7:20	7:34	7:51	7:59	Gar
9	7:15	7:25	7:41	7:50	7:50	8:04	8:21	8:31	12
9	7:45	7:53	8:06	8:13	—	—	—	—	Gar
9	8:15	8:23	8:36	8:43	8:43	8:55	9:11	9:21	12
9	9:15	9:23	9:36	9:43	9:43	9:55	10:11	10:21	12
9	10:15	10:23	10:36	10:43	10:43	10:55	11:11	11:21	12
9	11:15	11:23	11:36	11:43	11:43	11:55	12:11	12:21	12
9	12:15	12:23	12:36	12:43	12:43	12:55	1:11	1:19	Gar
9	1:15	1:23	1:36	1:41	—	—	—	—	Gar

Light Type = AM **Bold Type = PM**

(Rt. 7 Saturday/Sunday schedule continued on next page)

Stead

From Downtown Reno

To Downtown Reno

Comes from Route	Depart RTC 4TH STREET STATION A	Bonanza Square B	Stead & Silver Lake C	Arrive Echo & Mt. Babcock D	Depart Echo & Mt. Babcock D	Stead & Silver Lake C	Bonanza Square B	Arrive RTC 4TH STREET STATION A	Changes to Route
Gar	5:15	5:23	5:36	5:43	5:43	5:55	6:11	6:21	12
9	6:15	6:23	6:36	6:43	6:43	6:55	7:11	7:21	12
12	6:45	6:53	7:06	7:13	7:13	7:25	7:41	7:51	9
9	7:15	7:23	7:36	7:43	7:43	7:55	8:11	8:21	12
12	7:45	7:53	8:06	8:13	8:13	8:25	8:41	8:51	9
9	8:15	8:23	8:36	8:43	8:43	8:55	9:11	9:21	12
12	8:45	8:53	9:06	9:13	9:13	9:25	9:41	9:51	9
9	9:15	9:23	9:36	9:43	9:43	9:55	10:11	10:21	12
12	9:45	9:53	10:06	10:13	10:13	10:25	10:41	10:51	9
9	10:15	10:23	10:36	10:43	10:43	10:55	11:11	11:21	12
12	10:45	10:53	11:06	11:13	11:13	11:25	11:41	11:51	9
9	11:15	11:23	11:36	11:43	11:43	11:55	12:11	12:21	12
12	11:45	11:53	12:06	12:13	12:13	12:25	12:41	12:51	9
9	12:15	12:23	12:36	12:43	12:43	12:55	1:11	1:21	12
12	12:45	12:53	1:06	1:13	1:13	1:25	1:41	1:51	9
9	1:15	1:23	1:36	1:43	1:43	1:55	2:11	2:21	12
12	1:45	1:53	2:06	2:13	2:13	2:25	2:41	2:51	9
9	2:15	2:23	2:36	2:43	2:43	2:55	3:11	3:21	12
12	2:45	2:53	3:06	3:13	3:13	3:25	3:41	3:51	9
9	3:15	3:23	3:36	3:43	3:43	3:55	4:11	4:21	12
12	3:45	3:53	4:06	4:13	4:13	4:25	4:41	4:51	9
9	4:15	4:23	4:36	4:43	4:43	4:55	5:11	5:21	12
12	4:45	4:53	5:06	5:13	5:13	5:25	5:41	5:51	9
9	5:15	5:23	5:36	5:43	5:43	5:55	6:11	6:21	12
12	5:45	5:53	6:06	6:13	6:13	6:25	6:41	6:51	9
9	6:15	6:23	6:36	6:43	6:43	6:55	7:11	7:21	12
12	6:45	6:53	7:06	7:13	7:13	7:25	7:41	7:51	9
9	7:15	7:23	7:36	7:43	7:43	7:55	8:11	8:21	12
12	7:45	7:53	8:06	8:13	8:13	8:25	8:41	8:51	9
9	8:15	8:23	8:36	8:43	8:43	8:55	9:11	9:21	12
12	8:45	8:53	9:06	9:13	9:13	9:25	9:41	9:51	9
9	9:15	9:23	9:36	9:43	9:43	9:55	10:11	10:21	12
9	10:15	10:23	10:36	10:43	10:43	10:55	11:11	11:21	12
9	11:15	11:23	11:36	11:43	11:43	11:55	12:11	12:21	12
9	12:15	12:23	12:36	12:43	12:43	12:55	1:11	1:19	Gar
9	1:15	1:23	1:36	1:41	—	—	—	—	Gar

Sunday/Holiday

Gar	5:15	5:23	5:36	5:43	5:43	5:57	6:15	6:26	12
9	6:15	6:23	6:36	6:43	6:43	6:57	7:15	7:26	12
9	7:15	7:23	7:36	7:43	7:43	7:57	8:15	8:26	12
9	8:15	8:23	8:36	8:43	8:43	8:57	9:15	9:26	12
9	9:15	9:23	9:36	9:43	9:43	9:57	10:15	10:26	12
9	10:15	10:23	10:36	10:43	10:43	10:57	11:15	11:26	12
9	11:15	11:23	11:36	11:43	11:43	11:57	12:15	12:26	12
9	12:15	12:23	12:36	12:43	12:43	12:57	1:15	1:26	12
9	1:15	1:23	1:36	1:43	1:43	1:57	2:15	2:26	12
9	2:15	2:23	2:36	2:43	2:43	2:57	3:15	3:26	12
9	3:15	3:23	3:36	3:43	3:43	3:57	4:15	4:26	12
9	4:15	4:23	4:36	4:43	4:43	4:57	5:15	5:26	12
9	5:15	5:23	5:36	5:43	5:43	5:57	6:15	6:26	12
9	6:15	6:23	6:36	6:43	6:43	6:57	7:15	7:26	12
9	7:15	7:23	7:36	7:43	7:43	7:57	8:15	8:26	12
9	8:15	8:23	8:36	8:43	8:43	8:57	9:15	9:26	12
9	9:15	9:23	9:36	9:43	9:43	9:57	10:15	10:26	12
9	10:15	10:23	10:36	10:43	10:43	10:57	11:15	11:26	12
9	11:15	11:23	11:36	11:43	11:43	11:57	12:15	12:26	12
9	12:15	12:23	12:36	12:43	12:43	12:57	1:15	1:23	Gar
9	1:15	1:23	1:36	1:41	—	—	—	—	Gar

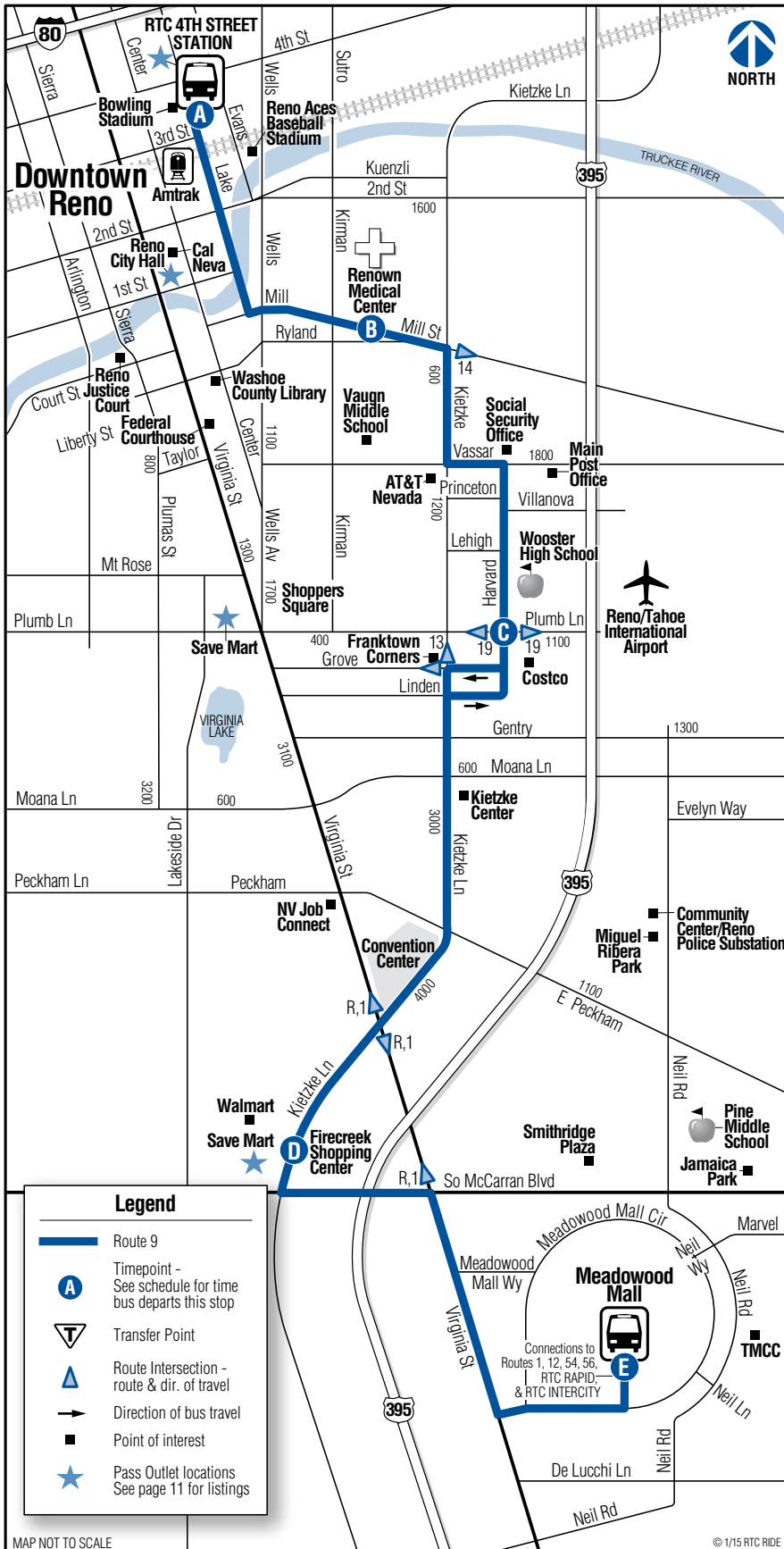
Light Type = AM **Bold Type = PM**

ROUTE 9

RTC 4TH STREET STATION

Middle Island

Kietzke



MAP NOT TO SCALE

© 1/15 RTC RIDE

From Downtown Reno

To Downtown Reno

Comes from Route	Depart RTC 4TH STREET STATION A	RenoVn Medical Center B	Harvard & Plumb C	Kietzke & Firecreek Shopping Ctr D	Arrive Meadowood E	Depart Meadowood E	Kietzke & Firecreek Shopping Ctr D	Harvard & Plumb C	RenoVn Medical Center B	Arrive RTC 4TH STREET STATION A	Changes to Route
Gar	5:00	5:05	5:11	5:18	5:28	5:35	5:40	5:47	5:53	6:07	7
Gar	—	—	—	—	—	6:05	6:10	6:17	6:22	6:27	7
12	6:00	6:05	6:11	6:18	6:28	6:35	6:40	6:47	6:53	7:07	7
12	6:30	6:35	6:41	6:48	6:58	7:05	7:10	7:17	7:23	7:37	7
12	7:00	7:05	7:11	7:18	7:28	7:35	7:40	7:47	7:53	8:07	7
12	7:30	7:35	7:41	7:48	7:58	8:05	8:10	8:17	8:23	8:37	7
12	8:00	8:05	8:11	8:18	8:28	8:35	8:40	8:47	8:53	9:07	7
12	8:30	8:35	8:41	8:48	8:58	9:05	9:10	9:17	9:23	9:37	7
12	9:00	9:05	9:11	9:18	9:28	9:35	9:40	9:47	9:53	10:07	7
12	9:30	9:35	9:41	9:48	9:58	10:05	10:10	10:17	10:23	10:37	7
12	10:00	10:05	10:11	10:18	10:28	10:35	10:40	10:47	10:53	11:07	7
12	10:30	10:35	10:41	10:48	10:58	11:05	11:10	11:17	11:23	11:37	7
12	11:00	11:05	11:11	11:18	11:28	11:35	11:40	11:47	11:53	12:07	7
12	11:30	11:35	11:41	11:48	11:58	12:05	12:10	12:17	12:23	12:37	7
12	12:00	12:05	12:11	12:18	12:28	12:35	12:40	12:47	12:53	1:07	7
12	12:30	12:35	12:41	12:48	12:58	1:05	1:10	1:17	1:23	1:37	7
12	1:00	1:05	1:11	1:18	1:28	1:35	1:40	1:47	1:53	2:07	7
12	1:30	1:35	1:41	1:48	1:58	2:05	2:10	2:17	2:23	2:37	7
12	2:00	2:05	2:11	2:18	2:28	2:35	2:40	2:47	2:53	3:07	7
12	2:30	2:35	2:41	2:48	2:58	3:05	3:10	3:17	3:23	3:37	7
12	3:00	3:05	3:11	3:18	3:28	3:35	3:40	3:47	3:53	4:07	7
12	3:30	3:35	3:41	3:48	3:58	4:05	4:10	4:17	4:23	4:37	7
12	4:00	4:05	4:13	4:20	4:30	4:35	4:40	4:47	4:53	5:07	7
12	4:30	4:35	4:43	4:50	5:00	5:05	5:10	5:17	5:23	5:37	7
12	5:00	5:05	5:13	5:20	5:30	5:35	5:40	5:47	5:53	6:07	7
12	5:30	5:35	5:43	5:50	6:00	6:05	6:10	6:17	6:23	6:37	7
12	6:00	6:05	6:13	6:20	6:30	6:35	6:40	6:47	6:53	7:07	7
12	6:30	6:35	6:43	6:50	7:00	7:05	7:09	7:15	7:20	7:34	7
12	7:00	7:05	7:13	7:20	7:30	7:35	7:39	7:45	7:50	8:04	7
12	8:00	8:04	8:10	8:16	8:27	8:35	8:39	8:45	8:50	9:04	7
12	9:00	9:04	9:10	9:16	9:27	9:35	9:39	9:45	9:50	10:04	7
12	10:00	10:04	10:10	10:16	10:27	10:35	10:39	10:45	10:50	11:04	7
12	11:00	11:04	11:10	11:16	11:27	11:35	11:39	11:45	11:50	12:04	7
12	12:00	12:04	12:10	12:16	12:27	12:35	12:39	12:45	12:50	1:04	7
12	1:00	1:04	1:10	1:16	1:24	—	—	—	—	—	Gar

Light Type = AM **Bold Type = PM**

(Rt 9 Saturday/Sunday schedule continued on next page)

From Downtown Reno

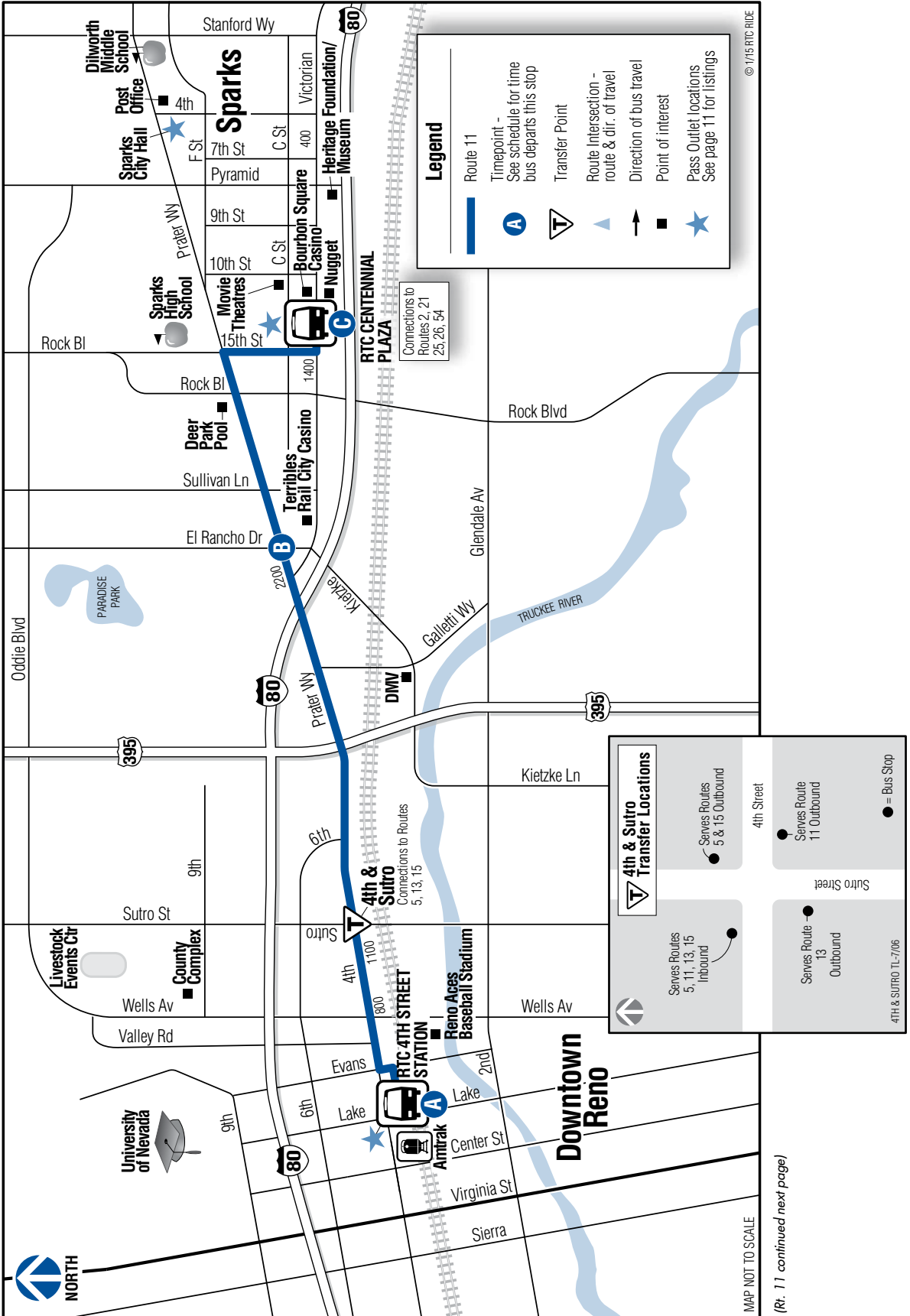
To Downtown Reno

Comes from Route	Depart RTC 4TH STREET STATION A	RenoVrn Medical Center B	Harvard & Plumb C	Kietzke & Firecreek Shopping Ctr D	Arrive Meadowood E	Depart Meadowood E	Kietzke & Firecreek Shopping Ctr D	Harvard & Plumb C	RenoVrn Medical Center B	Arrive RTC 4TH STREET STATION A	Changes to Route
12	5:00	5:05	5:11	5:18	5:28	5:35	5:40	5:47	5:53	6:07	7
12	6:00	6:05	6:11	6:18	6:28	6:35	6:40	6:47	6:53	7:07	7
Gar	7:00	7:05	7:11	7:18	7:28	7:35	7:40	7:47	7:53	8:07	7
7	8:00	8:05	8:11	8:18	8:28	8:35	8:40	8:47	8:53	9:07	7
7	9:00	9:05	9:11	9:18	9:28	9:35	9:40	9:47	9:53	10:07	7
7	10:00	10:05	10:11	10:18	10:28	10:35	10:40	10:47	10:53	11:07	7
7	11:00	11:05	11:11	11:18	11:28	11:35	11:40	11:47	11:53	12:07	7
7	12:00	12:05	12:11	12:18	12:28	12:35	12:40	12:47	12:53	1:07	7
7	1:00	1:05	1:11	1:18	1:28	1:35	1:40	1:47	1:53	2:07	7
7	2:00	2:05	2:11	2:18	2:28	2:35	2:40	2:47	2:53	3:07	7
7	3:00	3:05	3:11	3:18	3:28	3:35	3:40	3:47	3:53	4:07	7
7	4:00	4:05	4:11	4:18	4:28	4:35	4:40	4:47	4:53	5:07	7
7	5:00	5:05	5:11	5:18	5:28	5:35	5:40	5:47	5:53	6:07	7
7	6:00	6:05	6:11	6:18	6:28	6:35	6:40	6:47	6:53	7:07	7
7	7:00	7:05	7:11	7:18	7:28	7:35	7:40	7:47	7:53	8:07	7
7	8:00	8:05	8:11	8:18	8:28	8:35	8:40	8:47	8:53	9:07	7
7	9:00	9:05	9:11	9:18	9:28	9:35	9:40	9:47	9:53	10:07	7
7	10:00	10:05	10:11	10:18	10:28	10:35	10:40	10:47	10:53	11:07	7
12	11:00	11:05	11:11	11:18	11:28	11:35	11:40	11:47	11:53	12:07	7
12	12:00	12:05	12:11	12:18	12:28	12:35	12:40	12:47	12:53	1:07	7
12	1:00	1:05	1:11	1:18	1:25	—	—	—	—	—	Gar

Sunday/Holiday

Gar	—	—	—	—	—	5:35	5:39	5:45	5:50	6:04	7
12	6:00	6:04	6:10	6:16	6:27	6:35	6:39	6:45	6:50	7:04	7
12	7:00	7:04	7:10	7:16	7:27	7:35	7:39	7:45	7:50	8:04	7
12	8:00	8:04	8:10	8:16	8:27	8:35	8:39	8:45	8:50	9:04	7
12	9:00	9:04	9:10	9:16	9:27	9:35	9:39	9:45	9:50	10:04	7
12	10:00	10:04	10:10	10:16	10:27	10:35	10:39	10:45	10:50	11:04	7
12	11:00	11:04	11:10	11:16	11:27	11:35	11:39	11:45	11:50	12:04	7
12	12:00	12:04	12:10	12:16	12:27	12:35	12:39	12:45	12:50	1:04	7
12	1:00	1:04	1:10	1:16	1:27	1:35	1:39	1:45	1:50	2:04	7
12	2:00	2:04	2:10	2:16	2:27	2:35	2:39	2:45	2:50	3:04	7
12	3:00	3:04	3:10	3:16	3:27	3:35	3:39	3:45	3:50	4:04	7
12	4:00	4:04	4:10	4:16	4:27	4:35	4:39	4:45	4:50	5:04	7
12	5:00	5:04	5:10	5:16	5:27	5:35	5:39	5:45	5:50	6:04	7
12	6:00	6:04	6:10	6:16	6:27	6:35	6:39	6:45	6:50	7:04	7
12	7:00	7:04	7:10	7:16	7:27	7:35	7:39	7:45	7:50	8:04	7
12	8:00	8:04	8:10	8:16	8:27	8:35	8:39	8:45	8:50	9:04	7
12	9:00	9:04	9:10	9:16	9:27	9:35	9:39	9:45	9:50	10:04	7
12	10:00	10:04	10:10	10:16	10:27	10:35	10:39	10:45	10:50	11:04	7
12	11:00	11:04	11:10	11:16	11:27	11:35	11:39	11:45	11:50	12:04	7
12	12:00	12:04	12:10	12:16	12:27	12:35	12:39	12:45	12:50	1:04	7

Light Type = AM **Bold Type = PM**



ROUTE 11

Monday - Friday

(Continued from previous page)

Fourth/Prater

From Downtown Reno

To Downtown Reno

Comes from Route	Depart RTC 4TH STREET STATION A	Prater & El Rancho B	Arrive RTC CENTENNIAL PLAZA C	Changes to Route	Comes from Route	Depart RTC CENTENNIAL PLAZA C	Prater & El Rancho B	Arrive RTC 4TH STREET STATION A	Changes to Route
Gar	4:15	4:22	4:28	21	Gar	4:51	4:57	5:07	11
Gar	5:00	5:07	5:13	26	21	5:21	5:27	5:37	11
11	5:15	5:22	5:28	21	—	—	—	—	—
11	5:45	5:52	5:58	26	26	6:06	6:12	6:22	11
—	—	—	—	—	21	6:21	6:27	6:37	11
Gar	6:15	6:22	6:28	25	—	—	—	—	—
11	6:30	6:37	6:43	21	26	6:51	6:57	7:07	11
11	6:45	6:52	6:58	26	21	7:06	7:12	7:22	11
Gar	7:00	7:07	7:13	21	25	7:21	7:27	7:37	11
11	7:15	7:22	7:28	25	21	7:36	7:42	7:52	11
11	7:30	7:37	7:43	21	26	7:51	7:57	8:07	11
11	7:45	7:52	7:58	26	21	8:06	8:12	8:22	11
11	8:00	8:07	8:13	21	25	8:21	8:27	8:37	11
11	8:15	8:22	8:28	25	21	8:36	8:42	8:52	11
11	8:30	8:37	8:43	21	26	8:51	8:57	9:07	11
11	8:45	8:52	8:58	26	21	9:06	9:12	9:22	11
11	9:00	9:07	9:13	21	25	9:21	9:27	9:37	11
11	9:15	9:22	9:28	25	21	9:36	9:42	9:52	11
11	9:30	9:37	9:43	21	26	9:51	9:57	10:07	11
11	9:45	9:52	9:58	26	21	10:06	10:12	10:22	11
11	10:00	10:07	10:13	21	25	10:21	10:27	10:37	11
11	10:15	10:22	10:28	25	21	10:36	10:42	10:52	11
11	10:30	10:37	10:43	21	26	10:51	10:57	11:07	11
11	10:45	10:52	10:58	26	21	11:06	11:12	11:22	11
11	11:00	11:07	11:13	21	25	11:21	11:27	11:37	11
11	11:15	11:22	11:28	25	21	11:36	11:42	11:52	11
11	11:30	11:37	11:43	21	26	11:51	11:57	12:07	11
11	11:45	11:52	11:58	26	21	12:06	12:12	12:22	11
11	12:00	12:07	12:13	21	25	12:21	12:27	12:37	11
11	12:15	12:22	12:28	25	21	12:36	12:42	12:52	11
11	12:30	12:37	12:43	21	26	12:51	12:57	1:07	11
11	12:45	12:52	12:58	26	21	1:06	1:12	1:22	11
11	1:00	1:07	1:13	21	25	1:21	1:27	1:37	11
11	1:15	1:22	1:28	25	21	1:36	1:42	1:52	11
11	1:30	1:37	1:43	21	26	1:51	1:57	2:07	11
11	1:45	1:52	1:58	26	21	2:06	2:12	2:22	11
11	2:00	2:07	2:13	21	25	2:21	2:27	2:37	11
11	2:15	2:22	2:28	25	21	2:36	2:42	2:52	11
11	2:30	2:37	2:43	21	26	2:51	2:57	3:07	11
11	2:45	2:52	2:58	26	21	3:06	3:12	3:22	11
11	3:00	3:07	3:13	21	25	3:21	3:27	3:37	11
11	3:15	3:22	3:28	25	21	3:36	3:42	3:52	11
11	3:30	3:37	3:43	21	26	3:51	3:57	4:07	11
11	3:45	3:52	3:58	26	21	4:06	4:12	4:22	11
11	4:00	4:07	4:13	21	25	4:21	4:27	4:37	11
11	4:15	4:22	4:28	25	21	4:36	4:42	4:52	11
11	4:30	4:37	4:43	21	26	4:51	4:57	5:07	11
11	4:45	4:52	4:58	26	21	5:06	5:12	5:22	11
11	5:00	5:07	5:13	21	25	5:21	5:27	5:37	11
11	5:15	5:22	5:28	25	21	5:36	5:42	5:52	11
11	5:30	5:37	5:43	21	26	5:51	5:57	6:07	11
11	5:45	5:52	5:58	26	21	6:06	6:12	6:22	11
11	6:00	6:07	6:13	21	25	6:21	6:27	6:37	11
11	6:15	6:22	6:28	25	21	6:36	6:42	6:52	11
11	6:30	6:37	6:43	21	26	6:51	6:57	7:07	11
11	6:45	6:51	6:57	26	21	7:06	7:12	7:22	Gar
11	7:00	7:07	7:13	Gar	25	7:21	7:27	7:37	11
11	7:15	7:21	7:27	2	2	7:55	8:00	8:09	11
11	7:45	7:51	7:57	26	21	8:25	8:30	8:39	11
2	8:15	8:21	8:27	2	2	8:55	9:00	9:09	11
11	8:45	8:51	8:57	26	21	9:25	9:30	9:39	11
11	9:15	9:21	9:27	2	2	9:55	10:00	10:09	11
11	9:45	9:51	9:57	26	21	10:25	10:30	10:39	11
2	10:15	10:21	10:27	2	2	10:55	11:00	11:09	11
11	10:45	10:51	10:57	26	—	—	—	—	—
11	11:15	11:21	11:27	2	2	11:55	12:00	12:09	11
2	12:15	12:21	12:27	2	2	12:55	1:00	1:09	11
11	1:15	1:21	1:27	Gar	2	1:55	2:00	2:09	11
2	2:15	2:21	2:27	Gar	—	—	—	—	—

Light Type = AM **Bold Type = PM**

(Rt. 11 Saturday schedule continued on next page)

Fourth/Prater

From Downtown Reno

To Downtown Reno

Comes from Route	Depart RTC 4TH STREET STATION A	Prater & El Rancho B	Arrive RTC CENTENNIAL PLAZA C	Changes to Route	Comes from Route	Depart RTC CENTENNIAL PLAZA C	Prater & El Rancho B	Arrive RTC 4TH STREET STATION A	Changes to Route
Gar	4:15	4:22	4:28	21	Gar	4:51	4:57	5:07	11
	—	—	—		21	5:21	5:27	5:37	11
11	5:15	5:22	5:28	21		—	—	—	
11	5:45	5:52	5:58	26	26	6:06	6:12	6:22	11
	—	—	—		21	6:21	6:27	6:37	11
Gar	6:15	6:22	6:28	25		—	—	—	
11	6:30	6:37	6:43	21	26	6:51	6:57	7:07	11
11	6:45	6:52	6:58	26	21	7:06	7:12	7:22	11
Gar	7:00	7:07	7:13	21	25	7:21	7:27	7:37	11
11	7:15	7:22	7:28	25	21	7:36	7:42	7:52	11
11	7:30	7:37	7:43	21	26	7:51	7:57	8:07	11
11	7:45	7:52	7:58	26	21	8:06	8:12	8:22	11
11	8:00	8:07	8:13	21	25	8:21	8:27	8:37	11
11	8:15	8:22	8:28	25	21	8:36	8:42	8:52	11
11	8:30	8:37	8:43	21	26	8:51	8:57	9:07	11
11	8:45	8:52	8:58	26	21	9:06	9:12	9:22	Gar
11	9:00	9:07	9:13	21	25	9:21	9:27	9:37	11
11	9:15	9:22	9:28	25	26	9:51	9:57	10:07	11
11	9:45	9:52	9:58	26	25	10:21	10:27	10:37	11
11	10:15	10:22	10:28	21	26	10:51	10:57	11:07	11
11	10:45	10:52	10:58	26	21	11:21	11:27	11:37	11
11	11:15	11:22	11:28	21	26	11:51	11:57	12:07	11
11	11:45	11:52	11:58	26	21	12:21	12:27	12:37	11
11	12:15	12:22	12:28	21	26	12:51	12:57	1:07	11
11	12:45	12:52	12:58	26	21	1:21	1:27	1:37	11
11	1:15	1:22	1:28	21	26	1:51	1:57	2:07	11
11	1:45	1:52	1:58	26		—	—	—	
Gar	2:00	2:07	2:13	21	21	2:21	2:27	2:37	11
11	2:15	2:22	2:28	25	Gar	2:36	2:42	2:52	11
Gar	2:30	2:37	2:43	21	26	2:51	2:57	3:07	11
11	2:45	2:52	2:58	26	21	3:06	3:12	3:22	11
11	3:00	3:07	3:13	21	25	3:21	3:27	3:37	11
11	3:15	3:22	3:28	25	21	3:36	3:42	3:52	11
11	3:30	3:37	3:43	21	26	3:51	3:57	4:07	11
11	3:45	3:52	3:58	26	21	4:06	4:12	4:22	11
11	4:00	4:07	4:13	21	25	4:21	4:27	4:37	11
11	4:15	4:22	4:28	25	21	4:36	4:42	4:52	11
11	4:30	4:37	4:43	21	26	4:51	4:57	5:07	11
11	4:45	4:52	4:58	26	21	5:06	5:12	5:22	11
11	5:00	5:07	5:13	21	25	5:21	5:27	5:37	11
11	5:15	5:22	5:28	25	21	5:36	5:42	5:52	11
11	5:30	5:37	5:43	21	26	5:51	5:57	6:07	11
11	5:45	5:52	5:58	26	21	6:06	6:12	6:22	11
11	6:00	6:07	6:13	21	25	6:21	6:27	6:37	11
11	6:15	6:22	6:28	25		—	—	—	
11	6:30	6:37	6:43	21	26	6:51	6:57	7:07	11
11	6:45	6:51	6:57	26	25	7:21	7:27	7:37	11
11	7:15	7:21	7:27	2	2	7:55	8:00	8:09	11
11	7:45	7:51	7:57	26	21	8:25	8:30	8:39	11
11	8:15	8:21	8:27	2	2	8:55	9:00	9:09	11
11	8:45	8:51	8:57	26	21	9:25	9:30	9:39	11
11	9:15	9:21	9:27	2	2	9:55	10:00	10:09	11
11	9:45	9:51	9:57	26		—	—	—	
11	10:15	10:21	10:27	2	2	10:55	11:00	11:09	11
11	11:15	11:21	11:27	2	2	11:55	12:00	12:09	11
11	12:15	12:21	12:27	2	2	12:55	1:00	1:09	11
11	1:15	1:21	1:27	Gar	2	1:55	2:00	2:09	11
11	2:15	2:21	2:27	Gar		—	—	—	

Light Type = AM **Bold Type = PM**

(Rt. 11 Sunday schedule continued on next page)

ROUTE 11

Sunday/Holiday

(Continued from previous page)

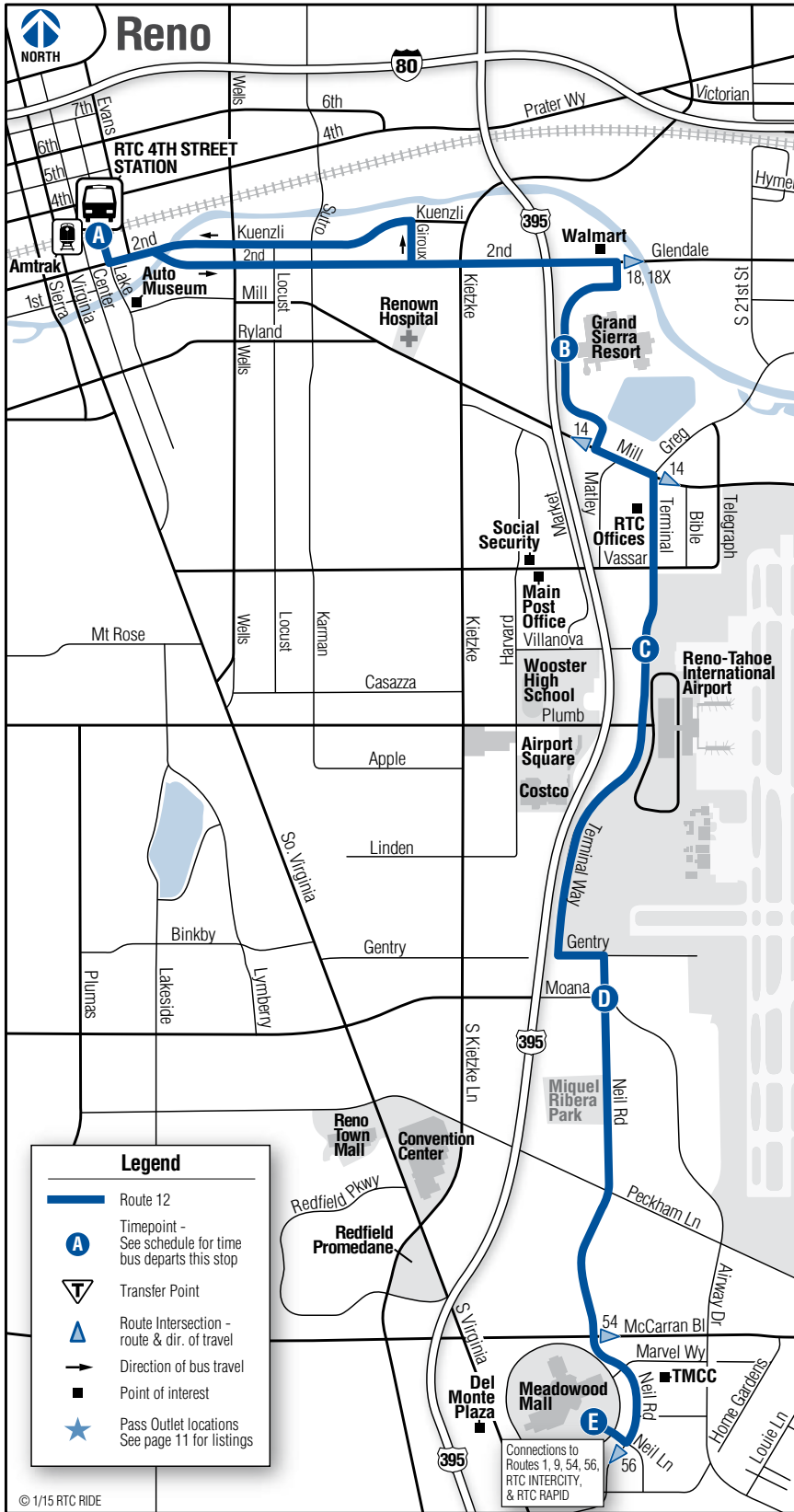
Fourth/Prater

From Downtown Reno

To Downtown Reno

Comes from Route	Depart RTC 4TH STREET STATION (A)	Prater & El Rancho (B)	Arrive RTC CENTENNIAL PLAZA (C)	Changes to Route	Comes from Route	Depart RTC CENTENNIAL PLAZA (C)	Prater & El Rancho (B)	Arrive RTC 4TH STREET STATION (A)	Changes to Route
Gar	4:15	4:21	4:27	2	Gar	4:55	5:00	5:09	11
11	5:15	5:21	5:27	2	2	5:55	6:00	6:09	11
Gar	5:45	5:51	5:57	26	21	6:25	6:30	6:39	11
11	6:15	6:21	6:27	2	2	6:55	7:00	7:09	11
11	6:45	6:51	6:57	26	21	7:25	7:30	7:39	11
11	7:15	7:21	7:27	2	2	7:55	8:00	8:09	11
11	7:45	7:51	7:57	26	21	8:25	8:30	8:39	11
11	8:15	8:21	8:27	2	2	8:55	9:00	9:09	11
11	8:45	8:51	8:57	26	21	9:25	9:30	9:39	11
11	9:15	9:21	9:27	2	2	9:55	10:00	10:09	11
11	9:45	9:51	9:57	26	21	10:25	10:30	10:39	11
11	10:15	10:21	10:27	2	2	10:55	11:00	11:09	11
11	10:45	10:51	10:57	26	21	11:25	11:30	11:39	11
11	11:15	11:21	11:27	2	2	11:55	12:00	12:09	11
11	11:45	11:51	11:57	26	21	12:25	12:30	12:39	11
11	12:15	12:21	12:27	2	2	12:55	1:00	1:09	11
11	12:45	12:51	12:57	26	21	1:25	1:30	1:39	11
11	1:15	1:21	1:27	2	2	1:55	2:00	2:09	11
11	1:45	1:51	1:57	26	21	2:25	2:30	2:39	11
11	2:15	2:21	2:27	2	2	2:55	3:00	3:09	11
11	2:45	2:51	2:57	26	21	3:25	3:30	3:39	11
11	3:15	3:21	3:27	2	2	3:55	4:00	4:09	11
11	3:45	3:51	3:57	26	21	4:25	4:30	4:39	11
11	4:15	4:21	4:27	2	2	4:55	5:00	5:09	11
11	4:45	4:51	4:57	26	21	5:25	5:30	5:39	11
11	5:15	5:21	5:27	2	2	5:55	6:00	6:09	11
11	5:45	5:51	5:57	26	21	6:25	6:30	6:39	11
11	6:15	6:21	6:27	2	2	6:55	7:00	7:09	11
11	6:45	6:51	6:57	26	21	7:25	7:30	7:39	11
11	7:15	7:21	7:27	2	2	7:55	8:00	8:09	11
11	7:45	7:51	7:57	26	21	8:25	8:30	8:39	11
11	8:15	8:21	8:27	2	2	8:55	9:00	9:09	11
11	8:45	8:51	8:57	26	—	—	—	—	—
11	9:15	9:21	9:27	2	2	9:55	10:00	10:09	11
11	10:15	10:21	10:27	2	2	10:55	11:00	11:09	11
11	11:15	11:21	11:27	2	2	11:55	12:00	12:09	11
11	12:15	12:21	12:27	2	2	12:55	1:00	1:09	11
11	1:15	1:21	1:26	Gar	2	1:55	2:00	2:09	11
11	2:15	2:21	2:26	Gar	—	—	—	—	—

Light Type = AM **Bold Type = PM**



(Rt. 12 continued next page)

ROUTE 12

Monday - Friday

(Continued from previous page)
Terminal/Neil

From Downtown Reno

To Downtown Reno

Comes from Route	Depart RTC 4TH STREET STATION A	Grand Sierra Resort B	Terminal & Villanova C	Neil & Mcena D	Arrive Meadowood E	Depart Meadowood E	Neil & Mcena D	Terminal & Villanova C	Grand Sierra Resort B	Arrive RTC 4TH STREET STATION A	Changes to Route
Gar	—	—	—	—	—	4:06	4:12	4:17	4:25	4:37	12
12	4:45	4:52	4:58	5:05	5:14	5:21	5:27	5:32	5:40	5:52	9
Gar	—	—	—	—	—	5:51	5:57	6:02	6:10	6:22	9
Gar	5:45	5:52	5:58	6:05	6:14	6:21	6:27	6:32	6:40	6:52	9
7	6:15	6:22	6:28	6:35	6:44	6:51	6:57	7:02	7:10	7:22	9
7	6:45	6:52	6:58	7:05	7:14	7:21	7:27	7:32	7:40	7:52	9
Gar	7:15	7:22	7:28	7:35	7:44	7:51	7:57	8:02	8:10	8:22	9
7	7:45	7:52	7:58	8:05	8:14	8:21	8:27	8:32	8:40	8:52	9
7	8:15	8:22	8:28	8:35	8:44	8:51	8:57	9:02	9:10	9:22	9
7	8:45	8:52	8:58	9:05	9:14	9:21	9:27	9:32	9:40	9:52	9
7	9:15	9:22	9:28	9:35	9:44	9:51	9:57	10:02	10:10	10:22	9
7	9:45	9:52	9:58	10:05	10:14	10:21	10:27	10:32	10:40	10:52	9
7	10:15	10:22	10:28	10:35	10:44	10:51	10:57	11:02	11:10	11:22	9
7	10:45	10:52	10:58	11:05	11:14	11:21	11:27	11:32	11:40	11:52	9
7	11:15	11:22	11:28	11:35	11:44	11:51	11:57	12:02	12:10	12:22	9
7	11:45	11:52	11:58	12:05	12:14	12:21	12:27	12:32	12:40	12:52	9
7	12:15	12:22	12:28	12:35	12:44	12:51	12:57	1:02	1:10	1:22	9
7	12:45	12:52	12:58	1:05	1:14	1:21	1:27	1:32	1:40	1:52	9
7	1:15	1:22	1:28	1:35	1:44	1:51	1:57	2:02	2:10	2:22	9
7	1:45	1:52	1:58	2:05	2:14	2:21	2:27	2:32	2:40	2:52	9
7	2:15	2:22	2:28	2:35	2:44	2:51	2:57	3:02	3:10	3:22	9
7	2:45	2:52	2:58	3:05	3:15	3:21	3:27	3:32	3:41	3:53	9
7	3:15	3:22	3:28	3:35	3:45	3:51	3:57	4:02	4:11	4:23	9
7	3:45	3:52	3:58	4:05	4:15	4:21	4:27	4:32	4:41	4:53	9
7	4:15	4:22	4:28	4:35	4:45	4:51	4:57	5:02	5:11	5:23	9
7	4:45	4:52	4:58	5:05	5:15	5:21	5:27	5:32	5:41	5:53	9
7	5:15	5:22	5:28	5:35	5:45	5:51	5:57	6:02	6:11	6:23	9
7	5:45	5:52	5:58	6:05	6:15	6:21	6:27	6:32	6:41	6:53	9
7	6:45	6:51	6:57	7:03	7:12	7:19	7:24	7:29	7:38	7:50	9
7	7:45	7:51	7:57	8:03	8:12	8:19	8:24	8:29	8:38	8:50	9
7	8:45	8:51	8:57	9:03	9:12	9:19	9:24	9:29	9:38	9:50	9
7	9:45	9:51	9:57	10:03	10:12	10:19	10:24	10:29	10:38	10:50	9
7	10:45	10:51	10:57	11:03	11:12	11:19	11:24	11:29	11:38	11:50	9
7	11:45	11:51	11:57	12:03	12:12	12:19	12:24	12:29	12:38	12:50	9
7	12:45	12:51	12:57	1:03	1:09	—	—	—	—	—	Gar

Light Type = AM **Bold Type = PM**

(Rt. 12 Saturday/Sunday schedule continued on next page)

Terminal/Neil

From Downtown Reno

To Downtown Reno

Comes from Route	Depart RTC 4TH STREET STATION	Grand Sierra Resort	Terminal & Villanova	Neil & Moena	Arrive Meadowood	Depart Meadowood	Neil & Moena	Terminal & Villanova	Grand Sierra Resort	Arrive RTC 4TH STREET STATION	Changes to Route
	A	B	C	D	E	E	D	C	B	A	
Gar	—	—	—	—	—	4:06	4:12	4:17	4:25	4:37	9
Gar	—	—	—	—	—	5:06	5:12	5:17	5:25	5:37	9
Gar	5:30	5:37	5:43	5:50	5:59	6:06	6:12	6:17	6:25	6:37	7
7	6:30	6:37	6:43	6:50	6:59	7:06	7:12	7:17	7:25	7:37	7
7	7:30	7:37	7:43	7:50	7:59	8:06	8:12	8:17	8:25	8:37	7
7	8:30	8:37	8:43	8:50	8:59	9:06	9:12	9:17	9:25	9:37	7
7	9:30	9:37	9:43	9:50	9:59	10:06	10:12	10:17	10:25	10:37	7
7	10:30	10:37	10:43	10:50	10:59	11:06	11:12	11:17	11:25	11:37	7
7	11:30	11:37	11:43	11:50	11:59	12:06	12:12	12:17	12:25	12:37	7
7	12:30	12:37	12:43	12:50	12:59	1:06	1:12	1:17	1:25	1:37	7
7	1:30	1:37	1:43	1:50	1:59	2:06	2:12	2:17	2:25	2:37	7
7	2:30	2:37	2:43	2:50	2:59	3:06	3:12	3:17	3:25	3:37	7
7	3:30	3:37	3:43	3:50	3:59	4:06	4:12	4:17	4:25	4:37	7
7	4:30	4:37	4:43	4:50	4:59	5:06	5:12	5:17	5:25	5:37	7
7	5:30	5:37	5:43	5:50	5:59	6:06	6:12	6:17	6:25	6:37	7
7	6:30	6:37	6:43	6:50	6:59	7:06	7:12	7:17	7:25	7:37	7
7	7:30	7:37	7:43	7:50	7:59	8:06	8:12	8:17	8:25	8:37	7
7	8:30	8:37	8:43	8:50	8:59	9:06	9:12	9:17	9:25	9:34	Gar
7	9:30	9:37	9:43	9:50	9:59	10:06	10:12	10:17	10:25	10:37	9
7	10:30	10:37	10:43	10:50	10:59	11:06	11:12	11:17	11:25	11:37	9
7	11:30	11:37	11:43	11:50	11:59	12:06	12:12	12:17	12:25	12:37	9
7	12:30	12:37	12:43	12:50	12:56	—	—	—	—	—	Gar

Sunday/Holiday

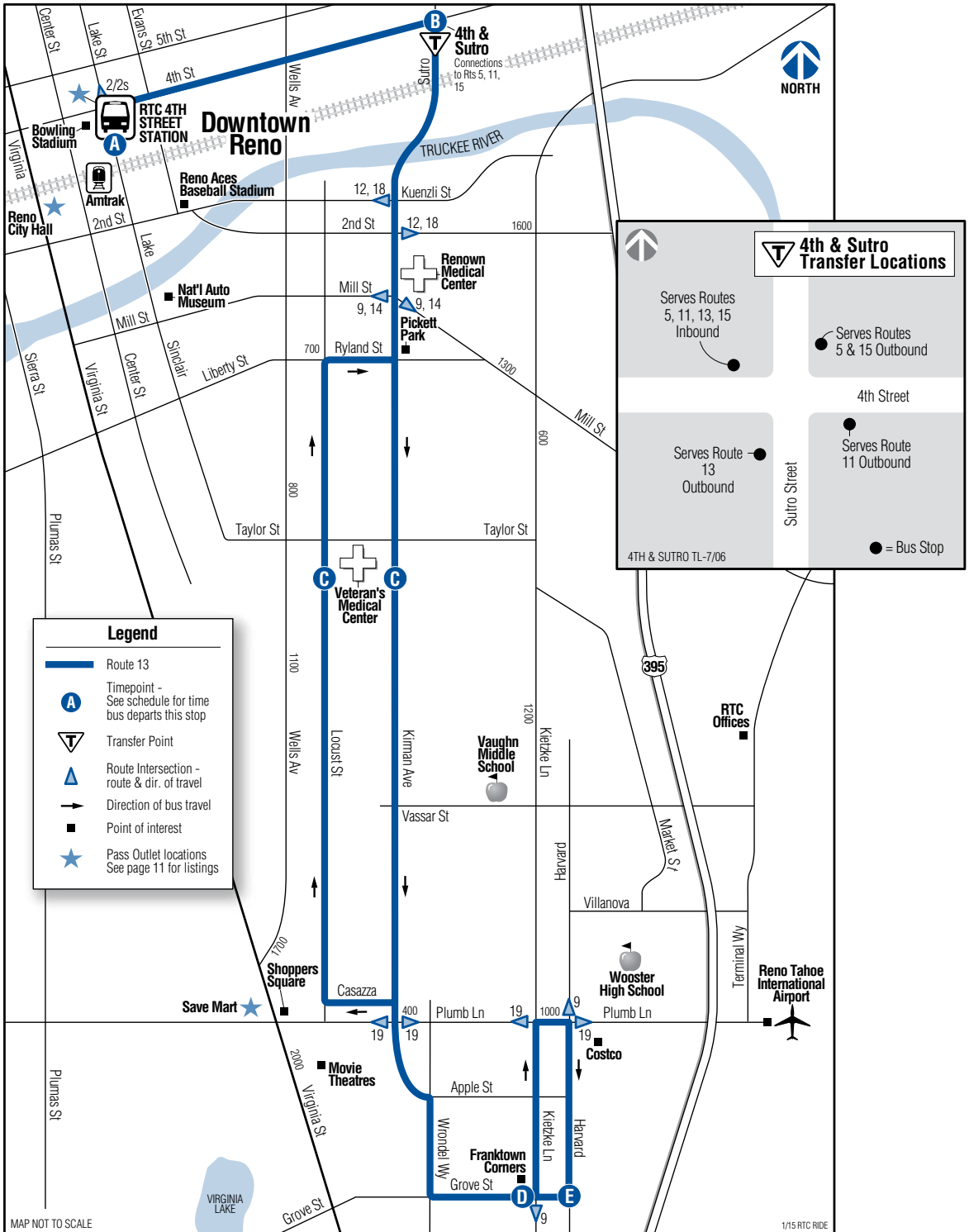
Gar	4:45	4:51	4:57	5:03	5:12	5:19	5:24	5:29	5:38	5:50	9
Gar	5:45	5:51	5:57	6:03	6:12	6:19	6:24	6:29	6:38	6:50	9
7	6:45	6:51	6:57	7:03	7:12	7:19	7:24	7:29	7:38	7:50	9
7	7:45	7:51	7:57	8:03	8:12	8:19	8:24	8:29	8:38	8:50	9
7	8:45	8:51	8:57	9:03	9:12	9:19	9:24	9:29	9:38	9:50	9
7	9:45	9:51	9:57	10:03	10:12	10:19	10:24	10:29	10:38	10:50	9
7	10:45	10:51	10:57	11:03	11:12	11:19	11:24	11:29	11:38	11:50	9
7	11:45	11:51	11:57	12:03	12:12	12:19	12:24	12:29	12:38	12:50	9
7	12:45	12:51	12:57	1:03	1:12	1:19	1:24	1:29	1:38	1:50	9
7	1:45	1:51	1:57	2:03	2:12	2:19	2:24	2:29	2:38	2:50	9
7	2:45	2:51	2:57	3:03	3:12	3:19	3:24	3:29	3:38	3:50	9
7	3:45	3:51	3:57	4:03	4:12	4:19	4:24	4:29	4:38	4:50	9
7	4:45	4:51	4:57	5:03	5:12	5:19	5:24	5:29	5:38	5:50	9
7	5:45	5:51	5:57	6:03	6:12	6:19	6:24	6:29	6:38	6:50	9
7	6:45	6:51	6:57	7:03	7:12	7:19	7:24	7:29	7:38	7:50	9
7	7:45	7:51	7:57	8:03	8:12	8:19	8:24	8:29	8:38	8:50	9
7	8:45	8:51	8:57	9:03	9:12	9:19	9:24	9:29	9:38	9:50	9
7	9:45	9:51	9:57	10:03	10:12	10:19	10:24	10:29	10:38	10:50	9
7	10:45	10:51	10:57	11:03	11:12	11:19	11:24	11:29	11:38	11:50	9
7	11:45	11:51	11:57	12:03	12:12	12:19	12:24	12:29	12:38	12:47	Gar
7	12:45	12:51	12:57	1:03	1:09	—	—	—	—	—	Gar

Light Type = AM **Bold Type = PM**

ROUTE 13

RTC 4TH STREET STATION
South Island

VA Hospital/Grove



VA Hospital/Grove

ROUTE 13

Monday - Saturday

From Downtown Reno

To Downtown Reno

Comes from Route	Depart RTC 4TH STREET STATION A	4th & Suito B	VA Hospital C	Franktown Corners D	Arrive Grove & Harward E	Depart Grove & Harward E	VA Hospital C	4th & Suito B	Arrive RTC 4TH STREET STATION Changes to Route A	
Gar	6:15	6:18	6:22	6:28	6:33	6:38	6:46	6:51	6:58	13
13	7:15	7:19	7:24	7:32	7:38	7:41	7:50	7:57	8:07	13
13	8:15	8:19	8:24	8:32	8:38	8:41	8:50	8:57	9:07	13
13	9:15	9:19	9:24	9:32	9:38	9:41	9:50	9:57	10:07	13
13	10:15	10:19	10:24	10:32	10:38	10:41	10:50	10:57	11:07	13
13	11:15	11:19	11:24	11:32	11:38	11:41	11:50	11:57	12:07	13
13	12:15	12:19	12:24	12:32	12:38	12:41	12:50	12:57	1:07	13
13	1:15	1:19	1:24	1:32	1:38	1:41	1:50	1:57	2:07	13
13	2:15	2:19	2:24	2:32	2:38	2:41	2:50	2:57	3:07	13
13	3:15	3:19	3:24	3:32	3:38	3:41	3:50	3:57	4:07	13
13	4:15	4:19	4:24	4:32	4:38	4:41	4:50	4:57	5:07	13
13	5:15	5:19	5:24	5:32	5:38	5:41	5:50	5:57	6:07	13
13	6:15	6:19	6:24	6:32	6:38	6:40	6:48	6:53	7:00	13
13	7:15	7:18	7:22	7:28	7:33	7:38	7:46	7:51	7:58	13
13	8:15	8:18	8:22	8:28	8:33	8:38	8:46	8:51	8:58	13
13	9:15	9:18	9:22	9:28	9:33	9:38	9:46	9:51	9:58	13
13	10:15	10:18	10:22	10:28	10:33	10:38	10:46	10:51	10:58	13
13	11:15	11:18	11:22	11:28	11:33	11:38	11:46	11:51	11:58	13
13	12:15	12:18	12:22	12:28	12:31	—	—	—	—	Gar

Sunday/Holiday

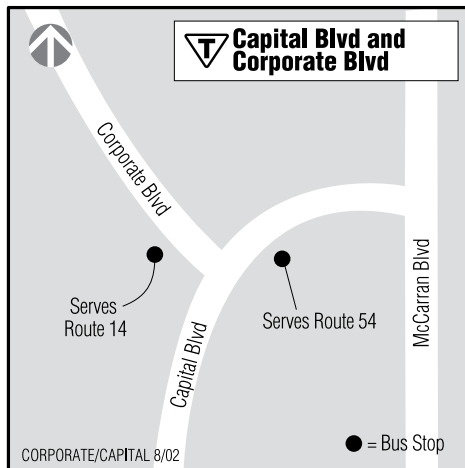
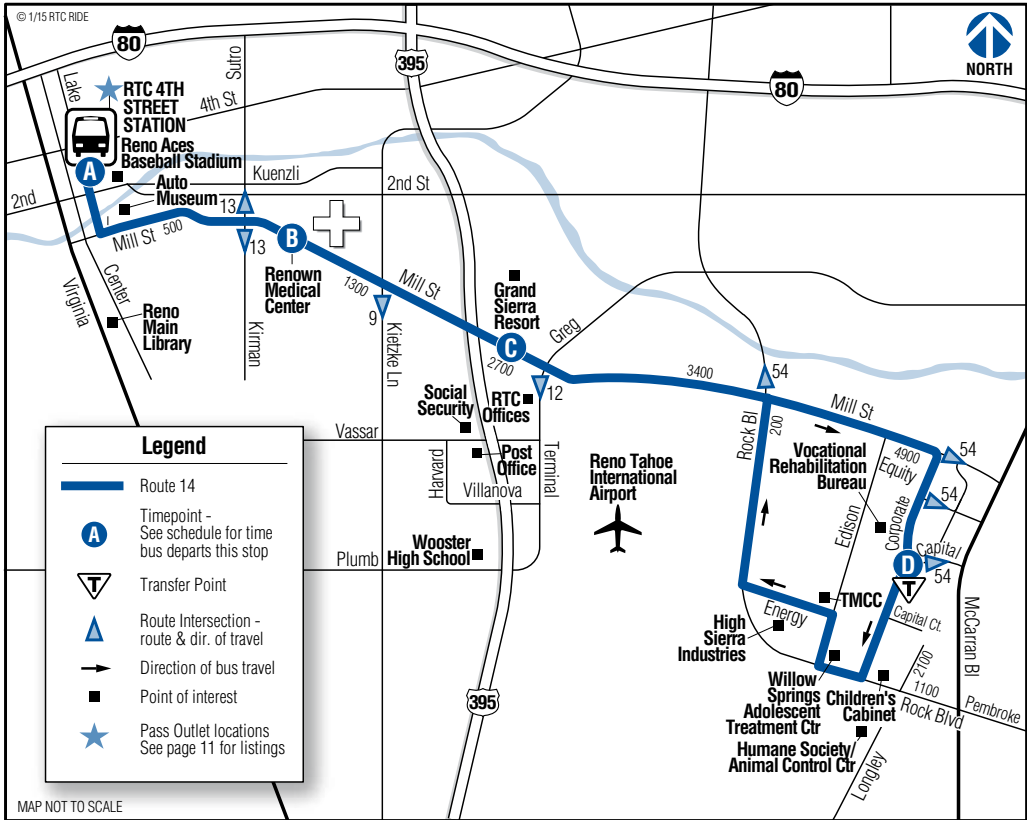
Gar	—	—	—	—	—	5:38	5:46	5:51	5:58	13
13	6:15	6:18	6:22	6:28	6:33	6:38	6:46	6:51	6:58	13
13	7:15	7:18	7:22	7:28	7:33	7:38	7:46	7:51	7:58	13
13	8:15	8:18	8:22	8:28	8:33	8:38	8:46	8:51	8:58	13
13	9:15	9:18	9:22	9:28	9:33	9:38	9:46	9:51	9:56	Gar
Gar	2:15	2:18	2:22	2:28	2:33	2:38	2:46	2:51	2:58	13
13	3:15	3:18	3:22	3:28	3:33	3:38	3:46	3:51	3:58	13
13	4:15	4:18	4:22	4:28	4:33	4:38	4:46	4:51	4:58	13
13	5:15	5:18	5:22	5:28	5:33	5:38	5:46	5:51	5:58	13
13	6:15	6:18	6:22	6:28	6:33	6:38	6:46	6:51	6:56	Gar

Light Type = AM **Bold Type = PM**

ROUTE 14

RTC 4TH STREET STATION
South Island

East Mill



East Mill

ROUTE 14

Monday - Friday

From Downtown Reno

To Downtown Reno

Comes from Route	Depart RTC 4TH STREET STATION A	RenoVn Medical Center B	Mill at Grand Sierra C	Corporate/ Capital D	Mill at Grand Sierra C	RenoVn Medical Center B	Arrive RTC 4TH STREET STATION A	Changes to Route
Gar	5:15	5:20	5:25	5:37	5:43	5:51	6:04	14
14	6:15	6:20	6:25	6:37	6:43	6:51	7:04	14
Gar	6:45	6:50	6:55	7:07	7:13	7:21	7:34	14
14	7:15	7:20	7:25	7:37	7:43	7:51	8:04	14
14	7:45	7:50	7:55	8:07	8:13	8:21	8:34	14
14	8:15	8:20	8:25	8:37	8:43	8:51	9:04	14
14	8:45	8:50	8:55	9:07	9:13	9:21	9:34	14
14	9:15	9:20	9:25	9:37	9:43	9:51	10:04	14
14	9:45	9:50	9:55	10:07	10:13	10:21	10:34	14
14	10:15	10:20	10:25	10:37	10:43	10:51	11:04	14
14	10:45	10:50	10:55	11:07	11:13	11:21	11:34	14
14	11:15	11:20	11:25	11:37	11:43	11:51	12:04	14
14	11:45	11:50	11:55	12:07	12:13	12:21	12:34	14
14	12:15	12:20	12:25	12:37	12:43	12:51	1:04	14
14	12:45	12:50	12:55	1:07	1:13	1:21	1:34	14
14	1:15	1:20	1:25	1:37	1:43	1:51	2:04	14
Gar	1:30	1:35	1:40	1:52	1:58	2:06	2:19	14
14	1:45	1:50	1:55	2:07	2:13	2:21	2:34	14
Gar	2:00	2:05	2:10	2:22	2:28	2:36	2:49	14
14	2:15	2:20	2:25	2:37	2:43	2:51	3:04	14
14	2:30	2:35	2:40	2:52	2:58	3:06	3:17	Gar
14	2:45	2:50	2:55	3:07	3:13	3:21	3:34	14
14	3:00	3:05	3:10	3:22	3:28	3:36	3:47	Gar
14	3:15	3:20	3:25	3:37	3:43	3:51	4:04	14
14	3:45	3:50	3:55	4:07	4:13	4:21	4:34	14
14	4:15	4:20	4:25	4:37	4:43	4:51	5:04	14
14	4:45	4:50	4:55	5:07	5:13	5:21	5:34	14
14	5:15	5:20	5:25	5:37	5:43	5:51	6:04	14
14	5:45	5:50	5:55	6:07	6:13	6:21	6:31	Gar
14	6:15	6:20	6:25	6:37	6:43	6:51	7:04	14
14	7:15	7:20	7:25	7:37	7:43	7:51	8:04	14
14	8:15	8:20	8:25	8:37	8:43	8:51	9:04	14
14	9:15	9:20	9:25	9:37	9:43	9:51	10:04	14
14	10:15	10:20	10:25	10:37	10:43	10:51	11:04	14
14	11:15	11:20	11:25	11:37	11:43	11:51	12:04	14
14	12:15	12:20	12:25	12:37	12:43	12:51	1:00	Gar

Light Type = AM **Bold Type =**

(Rt. 14 Saturday/Sunday schedule continued on next page)

ROUTE 14

Saturday

(Continued from previous page)

East Mill

From Downtown Reno

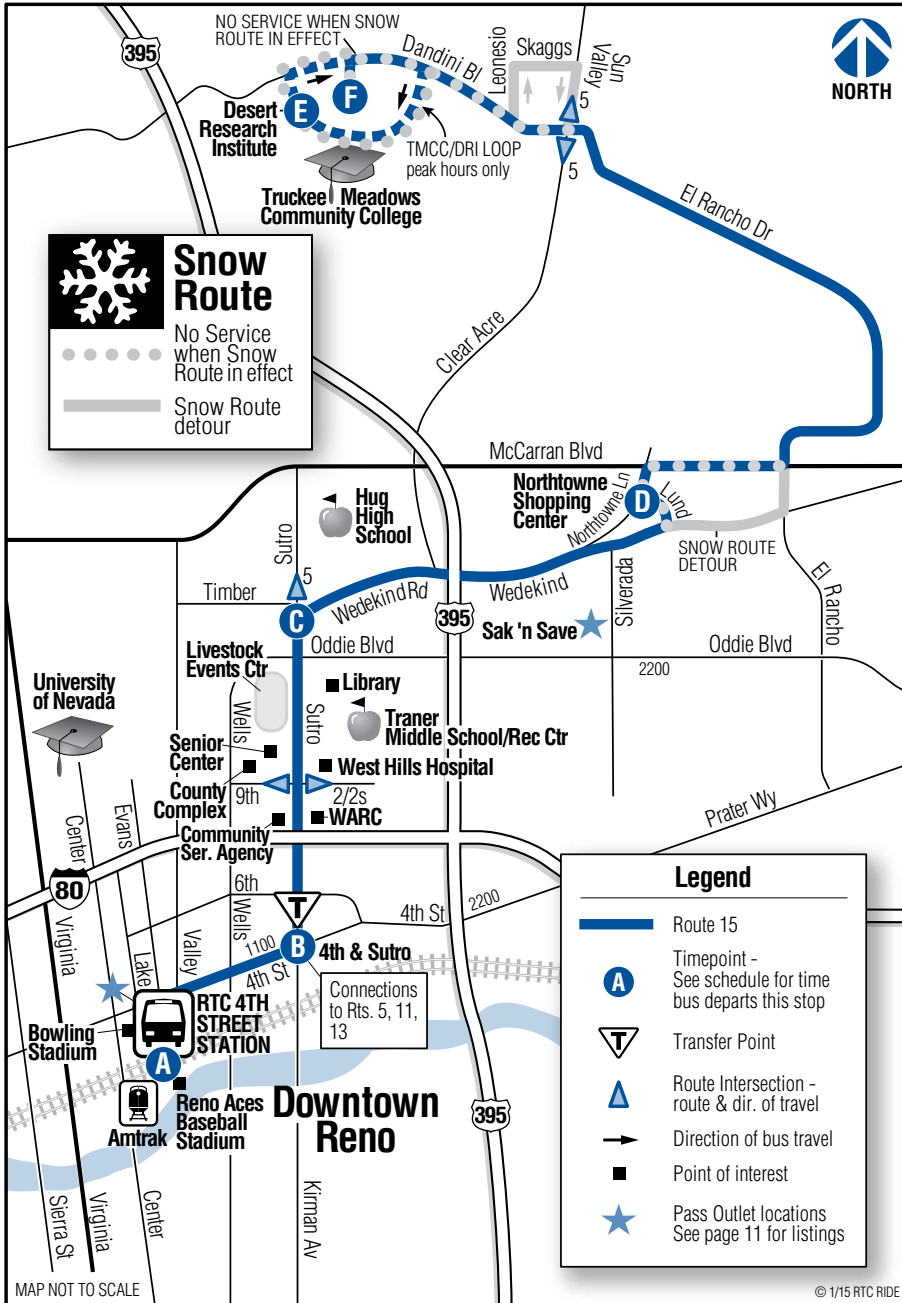
To Downtown Reno

Comes from Route	Depart RTC 4TH STREET STATION A	Renoyn Medical Center B	Mill at Grand Sierra C	Corporate/Capitol D	Mill at Grand Sierra C	Renoyn Medical Center B	Arrive RTC 4TH STREET STATION A	Changes to Route
Gar	5:15	5:20	5:25	5:37	5:43	5:51	6:04	14
14	6:15	6:20	6:25	6:37	6:43	6:51	7:04	14
14	7:15	7:20	7:25	7:37	7:43	7:51	8:04	14
14	8:15	8:20	8:25	8:37	8:43	8:51	9:04	14
14	9:15	9:20	9:25	9:37	9:43	9:51	10:04	14
14	10:15	10:20	10:25	10:37	10:43	10:51	11:04	14
14	11:15	11:20	11:25	11:37	11:43	11:51	12:04	14
14	12:15	12:20	12:25	12:37	12:43	12:51	1:04	14
14	1:15	1:20	1:25	1:37	1:43	1:51	2:04	14
14	2:15	2:20	2:25	2:37	2:43	2:51	3:04	14
14	3:15	3:20	3:25	3:37	3:43	3:51	4:04	14
14	4:15	4:20	4:25	4:37	4:43	4:51	5:04	14
14	5:15	5:20	5:25	5:37	5:43	5:51	6:04	14
14	6:15	6:20	6:25	6:37	6:43	6:51	7:04	14
14	7:15	7:20	7:25	7:37	7:43	7:51	8:04	14
14	8:15	8:20	8:25	8:37	8:43	8:51	9:04	14
14	9:15	9:20	9:25	9:37	9:43	9:51	10:04	14
14	10:15	10:20	10:25	10:37	10:43	10:51	11:04	14
14	11:15	11:20	11:25	11:37	11:43	11:51	12:04	14
14	12:15	12:20	12:24	—	—	—	—	Gar

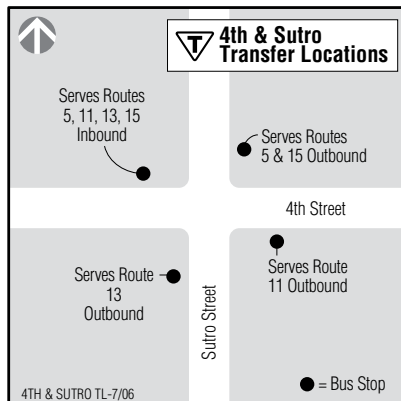
Sunday/Holiday

Gar	6:15	6:20	6:25	6:37	6:43	6:51	7:04	14
14	7:15	7:20	7:25	7:37	7:43	7:51	8:04	14
14	8:15	8:20	8:25	8:37	8:43	8:51	9:04	14
14	9:15	9:20	9:25	9:37	9:43	9:51	10:04	14
14	10:15	10:20	10:25	10:37	10:43	10:51	11:04	14
14	11:15	11:20	11:25	11:37	11:43	11:51	12:04	14
14	12:15	12:20	12:25	12:37	12:43	12:51	1:04	14
14	1:15	1:20	1:25	1:37	1:43	1:51	2:04	14
14	2:15	2:20	2:25	2:37	2:43	2:51	3:04	14
14	3:15	3:20	3:25	3:37	3:43	3:51	4:04	14
14	4:15	4:20	4:25	4:37	4:43	4:51	5:04	14
14	5:15	5:20	5:25	5:37	5:43	5:51	6:04	14
14	6:15	6:20	6:25	6:37	6:43	6:51	7:04	14
14	7:15	7:20	7:25	7:37	7:43	7:51	8:04	14
14	8:15	8:20	8:25	8:37	8:43	8:51	9:04	14
14	9:15	9:20	9:25	9:37	9:43	9:51	10:04	14
14	10:15	10:20	10:25	10:37	10:43	10:51	11:04	14
14	11:15	11:20	11:24	—	—	—	—	Gar

Light Type = AM **Bold Type = PM**



(Rt. 15 continued on next page)



ROUTE 15

Monday - Friday

Continued from previous page)

Sutro/Wedekind/TMCC

From Downtown Reno

To Downtown Reno

Comes from Route	Depart RTC 4TH STREET STATION	4th & Sutro	Sutro & Wedekind	Northtowne Shopping Center	DRI	Arrive TMCC	Depart TMCC	Northtowne Shopping Center	Sutro & Wedekind	4th & Sutro	Arrive RTC 4TH STREET STATION	Changes to Route
	A	B	C	D	E	F	F	D	C	B	A	
Gar	5:45	5:48	5:52	5:56	—	6:05	6:10	6:20	6:25	6:29	6:39	15
Gar	—	—	—	—	—	—	6:40	6:50	6:55	6:59	7:09	15
15	6:45	6:48	6:52	6:56	—	7:05	7:10	7:20	7:25	7:29	7:39	15
15	7:15	7:18	7:22	7:27	7:37	7:42	7:49	7:59	8:04	8:08	8:21	5
15	7:45	7:48	7:52	7:57	8:07	8:12	8:19	8:29	8:34	8:38	8:51	5
5	8:15	8:18	8:22	8:27	8:37	8:42	8:49	8:59	9:04	9:08	9:21	5
5	8:45	8:48	8:52	8:57	9:07	9:12	9:19	9:29	9:34	9:38	9:51	5
5	9:15	9:18	9:22	9:26	—	9:35	9:40	9:50	9:55	9:59	10:09	15
5	9:45	9:48	9:52	9:56	—	10:05	10:10	10:20	10:25	10:29	10:39	15
15	10:15	10:18	10:22	10:26	—	10:35	10:40	10:50	10:55	10:59	11:09	15
15	10:45	10:48	10:52	10:56	—	11:05	11:10	11:20	11:25	11:29	11:39	15
15	11:15	11:18	11:22	11:26	—	11:35	11:40	11:50	11:55	11:59	12:09	15
15	11:45	11:48	11:52	11:56	—	12:05	12:10	12:20	12:25	12:29	12:39	15
15	12:15	12:18	12:22	12:26	—	12:35	12:40	12:50	12:55	12:59	1:09	15
15	12:45	12:48	12:52	12:56	—	1:05	1:10	1:20	1:25	1:29	1:39	15
15	1:15	1:18	1:22	1:26	—	1:35	1:40	1:50	1:55	1:59	2:09	15
15	1:45	1:48	1:52	1:56	—	2:05	2:10	2:20	2:25	2:29	2:39	15
15	2:15	2:18	2:22	2:26	—	2:35	2:40	2:50	2:55	2:59	3:09	15
15	2:45	2:48	2:52	2:56	—	3:05	3:10	3:20	3:25	3:29	3:39	15
15	3:15	3:18	3:22	3:27	3:37	3:42	3:49	3:59	4:04	4:08	4:21	5
15	3:45	3:48	3:52	3:57	4:07	4:12	4:19	4:29	4:34	4:38	4:51	5
Gar	4:15	4:18	4:22	4:27	4:37	4:42	4:49	4:59	5:04	5:08	5:21	5
5	4:45	4:48	4:52	4:57	5:07	5:12	5:19	5:29	5:34	5:38	5:47	Gar
5	5:15	5:18	5:22	5:26	—	5:35	5:40	5:50	5:55	5:59	6:09	5
5	5:45	5:48	5:52	5:56	—	6:05	6:10	6:20	6:25	6:29	6:39	15
15	6:45	6:48	6:52	6:56	—	7:05	7:10	7:20	7:25	7:29	7:39	15
15	7:45	7:48	7:52	7:56	—	8:05	8:10	8:20	8:25	8:29	8:39	15
15	8:45	8:48	8:52	8:56	—	9:05	9:10	9:20	9:25	9:29	9:39	15
15	9:45	9:48	9:52	9:56	—	10:05	10:10	10:20	10:25	10:29	10:39	15
15	10:45	10:48	10:52	10:56	—	11:05	11:10	11:20	11:25	11:29	11:35	Gar

Light Type = AM **Bold Type = PM**

* During winter months, there will be no service to TMCC if campus closes due to snow storms.

(Rt. 15 Saturday/Sunday schedule continued on next page)

Sutro/Wedekind/TMCC

ROUTE 15

Saturday

From Downtown Reno

To Downtown Reno

Comes from Route	Depart RTC 4TH STREET STATION A	4th & Sutro B	Sutro & Wedekind C	Northtowne Shopping Center D	Arrive TMCC E	Depart TMCC E	Northtowne Shopping Center D	Sutro & Wedekind C	4th & Sutro B	Arrive RTC 4TH STREET STATION A	Changes to Route
Gar	5:45	5:48	5:52	5:56	6:05	6:10	6:20	6:25	6:29	6:39	15
15	6:45	6:48	6:52	6:56	7:05	7:10	7:20	7:25	7:29	7:39	15
15	7:45	7:48	7:52	7:56	8:05	8:10	8:20	8:25	8:29	8:39	15
15	8:45	8:48	8:52	8:56	9:05	9:10	9:20	9:25	9:29	9:39	15
15	9:45	9:48	9:52	9:56	10:05	10:10	10:20	10:25	10:29	10:39	15
15	10:45	10:48	10:52	10:56	11:05	11:10	11:20	11:25	11:29	11:39	15
15	11:45	11:48	11:52	11:56	12:05	12:10	12:20	12:25	12:29	12:39	15
15	12:45	12:48	12:52	12:56	1:05	1:10	1:20	1:25	1:29	1:39	15
15	1:45	1:48	1:52	1:56	2:05	2:10	2:20	2:25	2:29	2:39	15
15	2:45	2:48	2:52	2:56	3:05	3:10	3:20	3:25	3:29	3:39	15
15	3:45	3:48	3:52	3:56	4:05	4:10	4:20	4:25	4:29	4:39	15
15	4:45	4:48	4:52	4:56	5:05	5:10	5:20	5:25	5:29	5:39	15
15	5:45	5:48	5:52	5:56	6:05	6:10	6:20	6:25	6:29	6:39	15
15	6:45	6:48	6:52	6:56	7:05	7:10	7:20	7:25	7:29	7:39	15
15	7:45	7:48	7:52	7:56	8:05	8:10	8:20	8:25	8:29	8:39	15
15	8:45	8:48	8:52	8:56	9:05	9:10	9:20	9:25	9:29	9:39	15
15	9:45	9:48	9:52	9:56	10:05	10:10	10:20	10:25	10:29	10:39	15
15	10:45	10:48	10:52	10:56	11:05	11:10	11:20	11:25	11:29	11:35	Gar

Sunday/Holiday

Gar	5:45	5:48	5:52	5:56	6:05	6:10	6:20	6:25	6:29	6:39	15
15	6:45	6:48	6:52	6:56	7:05	7:10	7:20	7:25	7:29	7:39	15
15	7:45	7:48	7:52	7:56	8:05	8:10	8:20	8:25	8:29	8:39	15
15	8:45	8:48	8:52	8:56	9:05	9:10	9:20	9:25	9:29	9:39	15
15	9:45	9:48	9:52	9:56	10:05	10:10	10:20	10:25	10:29	10:39	15
15	10:45	10:48	10:52	10:56	11:05	11:10	11:20	11:25	11:29	11:39	15
15	11:45	11:48	11:52	11:56	12:05	12:10	12:20	12:25	12:29	12:39	15
15	12:45	12:48	12:52	12:56	1:05	1:10	1:20	1:25	1:29	1:39	15
15	1:45	1:48	1:52	1:56	2:05	2:10	2:20	2:25	2:29	2:39	15
15	2:45	2:48	2:52	2:56	3:05	3:10	3:20	3:25	3:29	3:39	15
15	3:45	3:48	3:52	3:56	4:05	4:10	4:20	4:25	4:29	4:39	15
15	4:45	4:48	4:52	4:56	5:05	5:10	5:20	5:25	5:29	5:39	15
15	5:45	5:48	5:52	5:56	6:05	6:10	6:20	6:25	6:29	6:39	15
15	6:45	6:48	6:52	6:56	7:05	7:10	7:20	7:25	7:29	7:39	15
15	7:45	7:48	7:52	7:56	8:05	8:10	8:20	8:25	8:29	8:39	15
15	8:45	8:48	8:52	8:56	9:05	9:10	9:20	9:25	9:29	9:39	15
15	9:45	9:48	9:52	9:56	10:05	10:10	10:20	10:25	10:29	10:35	Gar

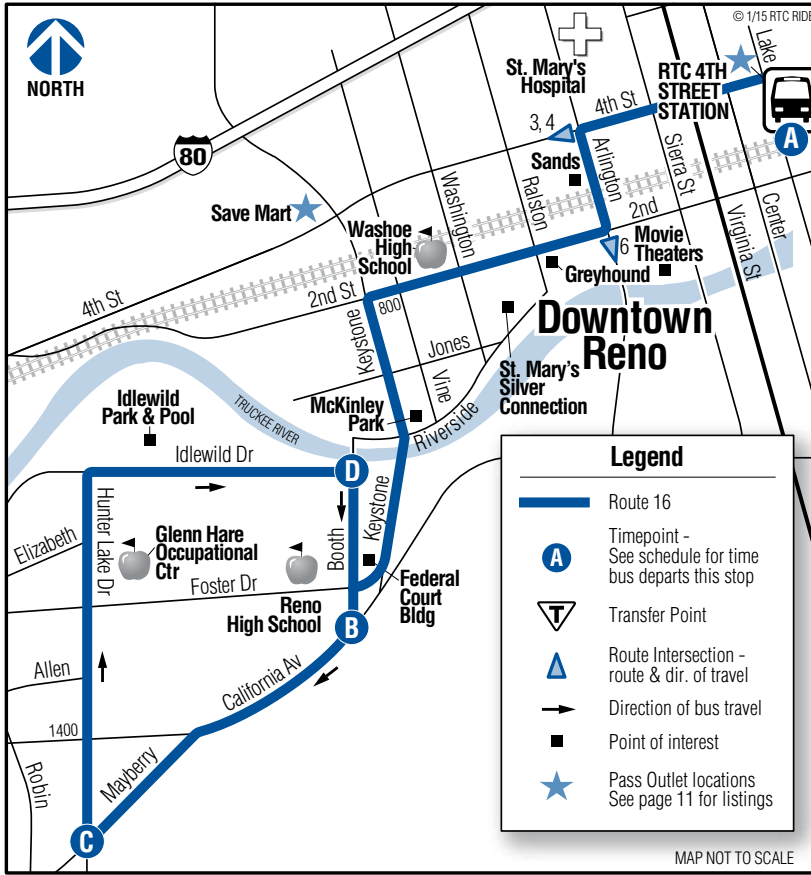
Light Type = AM **Bold Type = PM**

* During winter months, there will be no service to TMCC if campus closes due to snow storms.

ROUTE 16

RTC 4TH STREET STATION
North Island

Idlewild



From Downtown Reno

To Downtown Reno

Comes from Route	Depart RTC 4TH STREET STATION A	Booth & California B	Mayberry & Humes Lake C	Idlewild & Booth D	Arrive RTC 4TH STREET STATION A	Changes to Route
Gar	5:15	5:21	5:24	5:29	5:40	17
17	6:15	6:21	6:24	6:29	6:40	17
17	7:15	7:21	7:24	7:29	7:40	17
17	8:15	8:21	8:24	8:29	8:40	17
17	9:15	9:21	9:24	9:29	9:40	17
17	10:15	10:21	10:24	10:29	10:40	17
17	11:15	11:21	11:24	11:29	11:40	17
17	12:15	12:21	12:24	12:29	12:40	17
17	1:15	1:21	1:24	1:29	1:40	17
17	2:15	2:21	2:24	2:29	2:40	17
17	3:15	3:21	3:24	3:29	3:40	17
17	4:15	4:21	4:24	4:29	4:40	17
17	5:15	5:21	5:24	5:29	5:40	17
17	6:15	6:21	6:24	6:29	6:40	17
17	7:15	7:21	7:24	7:29	7:40	17
17	8:15	8:21	8:24	8:29	8:40	17
17	9:15	9:21	9:24	9:29	9:40	17
17	10:15	10:21	10:24	10:29	10:38	Gar

Saturday/Sunday/Holiday

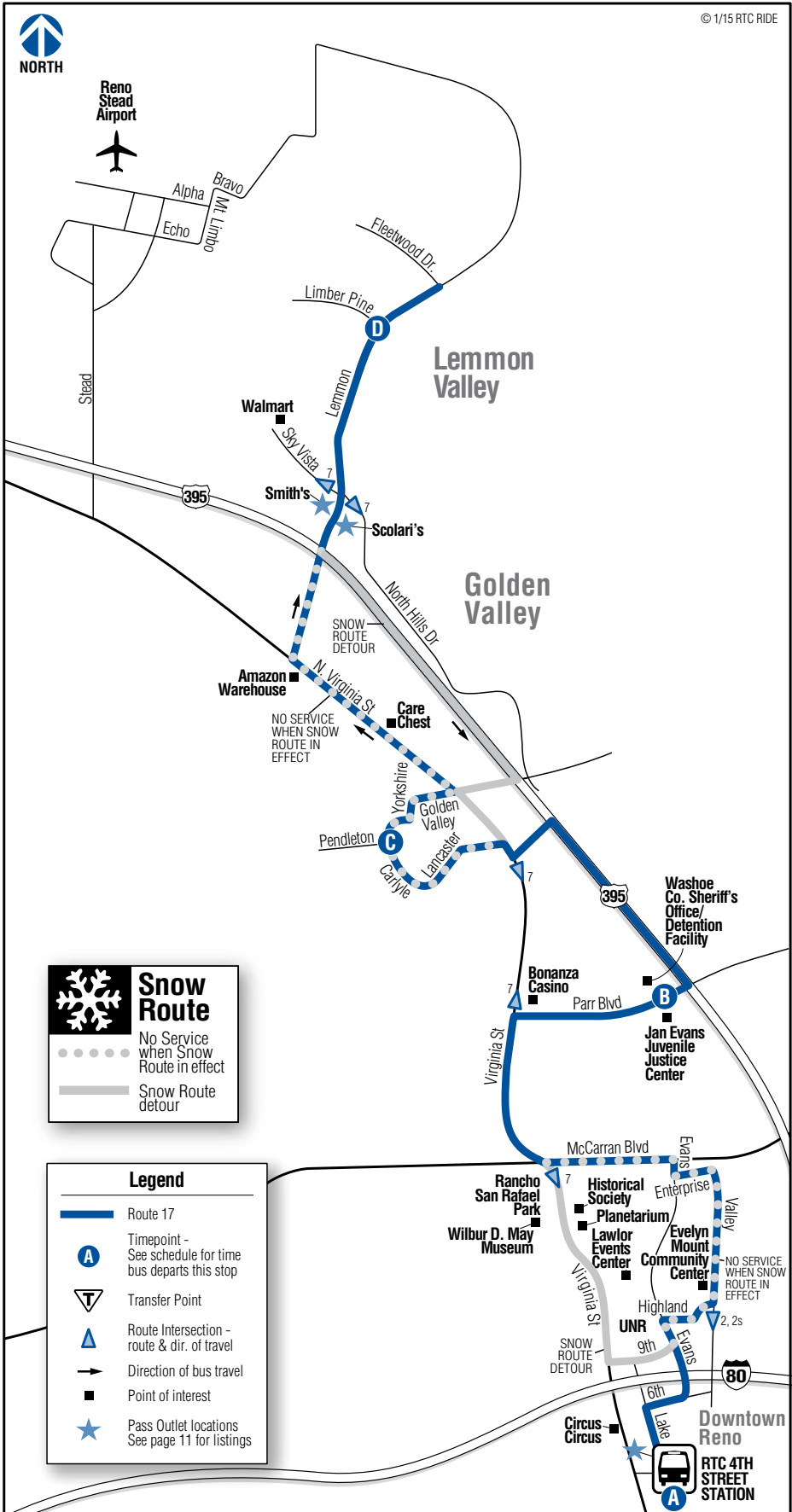
Gar	6:15	6:21	6:24	6:29	6:40	17
17	7:15	7:21	7:24	7:29	7:40	17
17	8:15	8:21	8:24	8:29	8:40	17
17	9:15	9:21	9:24	9:29	9:40	17
17	10:15	10:21	10:24	10:29	10:40	17
17	11:15	11:21	11:24	11:29	11:40	17
17	12:15	12:21	12:24	12:29	12:40	17
17	1:15	1:21	1:24	1:29	1:40	17
17	2:15	2:21	2:24	2:29	2:40	17
17	3:15	3:21	3:24	3:29	3:40	17
17	4:15	4:21	4:24	4:29	4:40	17
17	5:15	5:21	5:24	5:29	5:40	17
17	6:15	6:21	6:24	6:29	6:40	17
17	7:15	7:21	7:24	7:29	7:40	17

Light Type = AM **Bold Type = PM**

ROUTE 17

RTC 4TH STREET STATION
North Island

Lemmon Valley



Lemmon Valley

ROUTE 17

Monday - Friday

From Downtown Reno

To Downtown Reno

Comes from Route	Depart RTC 4TH STREET STATION A	Washoe Co Sheriff's Office B	Carlisle & Pendleton C	Arrive Lemmon & Lumber Pine D	Depart Lemmon & Lumber Pine D	Carlisle & Pendleton C	Washoe Co Sheriff's Office B	Arrive RTC 4TH STREET STATION A	Changes to Route
Gar	—	—	—	—	5:26	5:35	5:42	6:00	16
Gar	5:45	5:58	6:05	6:19	6:26	6:35	6:42	7:00	16
16	6:45	6:58	7:05	7:19	7:26	7:35	7:42	8:00	16
16	7:45	7:58	8:05	8:19	8:26	8:35	8:42	9:00	16
16	8:45	8:58	9:05	9:19	9:26	9:35	9:42	10:00	16
16	9:45	9:58	10:05	10:19	10:26	10:35	10:42	11:00	16
16	10:45	10:58	11:05	11:19	11:26	11:35	11:42	12:00	16
16	11:45	11:58	12:05	12:19	12:26	12:35	12:42	1:00	16
16	12:45	12:58	1:05	1:19	1:26	1:35	1:42	2:00	16
16	1:45	1:58	2:05	2:19	2:26	2:35	2:42	3:00	16
16	2:45	2:58	3:05	3:19	3:26	3:35	3:42	4:00	16
16	3:45	3:58	4:05	4:19	4:26	4:35	4:42	5:00	16
16	4:45	4:58	5:05	5:19	5:26	5:35	5:42	6:00	16
16	5:45	5:58	6:05	6:19	6:26	6:35	6:42	7:00	16
16	6:45	6:58	7:05	7:19	7:26	7:35	7:42	8:00	16
16	7:45	7:58	8:05	8:19	8:26	8:35	8:42	9:00	16
16	8:45	8:58	9:05	9:19	9:26	9:35	9:42	10:00	16
16	9:45	9:58	10:05	10:19	10:26	10:35	10:42	10:54	Gar

Saturday/Sunday/Holiday

Gar	—	—	—	—	6:26	6:35	6:42	7:00	16
16	6:45	6:58	7:05	7:19	7:26	7:35	7:42	8:00	16
16	7:45	7:58	8:05	8:19	8:26	8:35	8:42	9:00	16
16	8:45	8:58	9:05	9:19	9:26	9:35	9:42	10:00	16
16	9:45	9:58	10:05	10:19	10:26	10:35	10:42	11:00	16
16	10:45	10:58	11:05	11:19	11:26	11:35	11:42	12:00	16
16	11:45	11:58	12:05	12:19	12:26	12:35	12:42	1:00	16
16	12:45	12:58	1:05	1:19	1:26	1:35	1:42	2:00	16
16	1:45	1:58	2:05	2:19	2:26	2:35	2:42	3:00	16
16	2:45	2:58	3:05	3:19	3:26	3:35	3:42	4:00	16
16	3:45	3:58	4:05	4:19	4:26	4:35	4:42	5:00	16
16	4:45	4:58	5:05	5:19	5:26	5:35	5:42	6:00	16
16	5:45	5:58	6:05	6:19	6:26	6:35	6:42	7:00	16
16	6:45	6:58	7:05	7:19	7:26	7:35	7:42	7:55	Gar
16	7:45	7:58	8:05	8:19	8:26	8:35	8:42	8:55	Gar

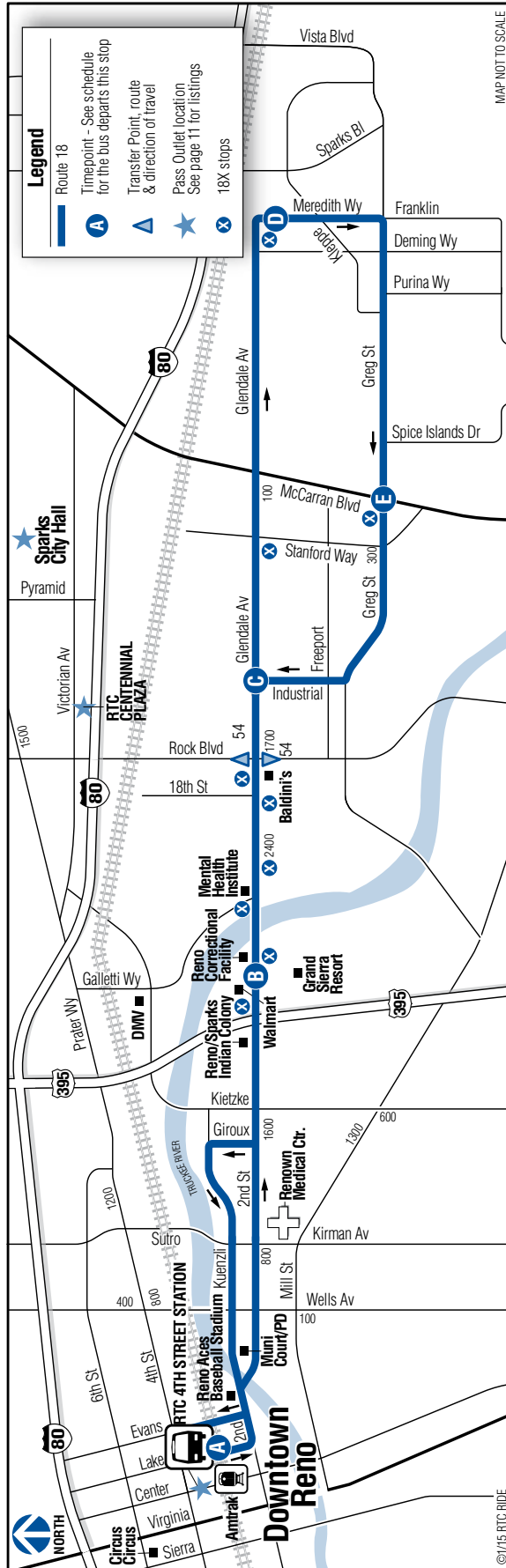
Light Type = AM **Bold Type = PM**

ROUTE 18/18X

RTC 4TH STREET STATION

South Island

Glendale/Greg



Glendale/Greg

ROUTE 18/18X

Monday - Friday

From Downtown Reno

To Downtown Reno

	Comes from Route	Depart RTC 4TH STREET STATION A	Glendale By Grand Sierra Resort B	Glendale & Industrial C	Arrive Mercedith & Kleppe D	Depart Mercedith & Kleppe D	Greg & McCarran E	Glendale & Industrial C	Glendale By Grand Sierra Resort B	Arrive RTC 4TH STREET STATION A	Changes to Route
	Gar	5:15	5:22	5:26	5:34	5:37	5:41	5:46	5:51	6:05	18
	Gar	5:45	5:52	5:56	6:04	6:07	6:11	6:16	6:21	6:35	18
18X	3	6:10	6:15	—	6:27	6:27	6:31	—	6:39	6:52	3
	18	6:15	6:23	6:28	6:36	6:39	6:44	6:50	6:55	7:10	18
	18	6:45	6:53	6:58	7:06	7:09	7:14	7:20	7:25	7:40	18
18X	3	7:10	7:15	—	7:27	7:27	7:31	—	7:39	7:52	3
	18	7:15	7:23	7:28	7:36	7:39	7:44	7:50	7:55	8:10	18
	18	7:45	7:53	7:58	8:06	8:09	8:14	8:20	8:25	8:40	18
	18	8:15	8:23	8:28	8:36	8:39	8:44	8:50	8:55	9:10	18
	18	8:45	8:53	8:58	9:06	9:09	9:14	9:20	9:25	9:40	18
	18	9:15	9:23	9:28	9:36	9:39	9:44	9:50	9:55	10:10	18
	18	9:45	9:53	9:58	10:06	10:09	10:14	10:20	10:25	10:40	18
	18	10:15	10:23	10:28	10:36	10:39	10:44	10:50	10:55	11:10	18
	18	10:45	10:53	10:58	11:06	11:09	11:14	11:20	11:25	11:40	18
	18	11:15	11:23	11:28	11:36	11:39	11:44	11:50	11:55	12:10	18
	18	11:45	11:53	11:58	12:06	12:09	12:14	12:20	12:25	12:40	18
	18	12:15	12:23	12:28	12:36	12:39	12:44	12:50	12:55	1:10	18
	18	12:45	12:53	12:58	1:06	1:09	1:14	1:20	1:25	1:40	18
	18	1:15	1:23	1:28	1:36	1:39	1:44	1:50	1:55	2:10	18
	18	1:45	1:53	1:58	2:06	2:09	2:14	2:20	2:25	2:40	18
	18	2:15	2:23	2:28	2:36	2:39	2:44	2:50	2:55	3:10	18
18X	3	2:30	2:35	—	2:47	2:47	2:51	—	2:59	3:12	3
	18	2:45	2:53	2:58	3:06	3:09	3:14	3:20	3:25	3:40	18
	18	3:15	3:23	3:28	3:36	3:39	3:44	3:50	3:55	4:10	18
18X	3	3:30	3:35	—	3:47	3:47	3:51	—	3:59	4:12	3
	18	3:45	3:53	3:58	4:06	4:09	4:14	4:20	4:25	4:36	Gar
	18	4:15	4:23	4:28	4:36	4:39	4:44	4:50	4:55	5:10	18
	18	5:15	5:23	5:28	5:36	5:39	5:44	5:50	5:55	6:10	18
	18	6:15	6:22	6:26	6:34	6:37	6:41	6:46	6:51	7:02	Gar
	Gar	10:15	10:22	10:26	10:34	10:37	10:41	10:46	10:51	11:05	18
	18	11:15	11:22	11:26	11:34	11:37	11:41	11:46	11:51	12:05	18
	18	12:15	12:22	12:26	12:34	12:37	12:41	12:46	12:51	1:01	Gar

Saturday

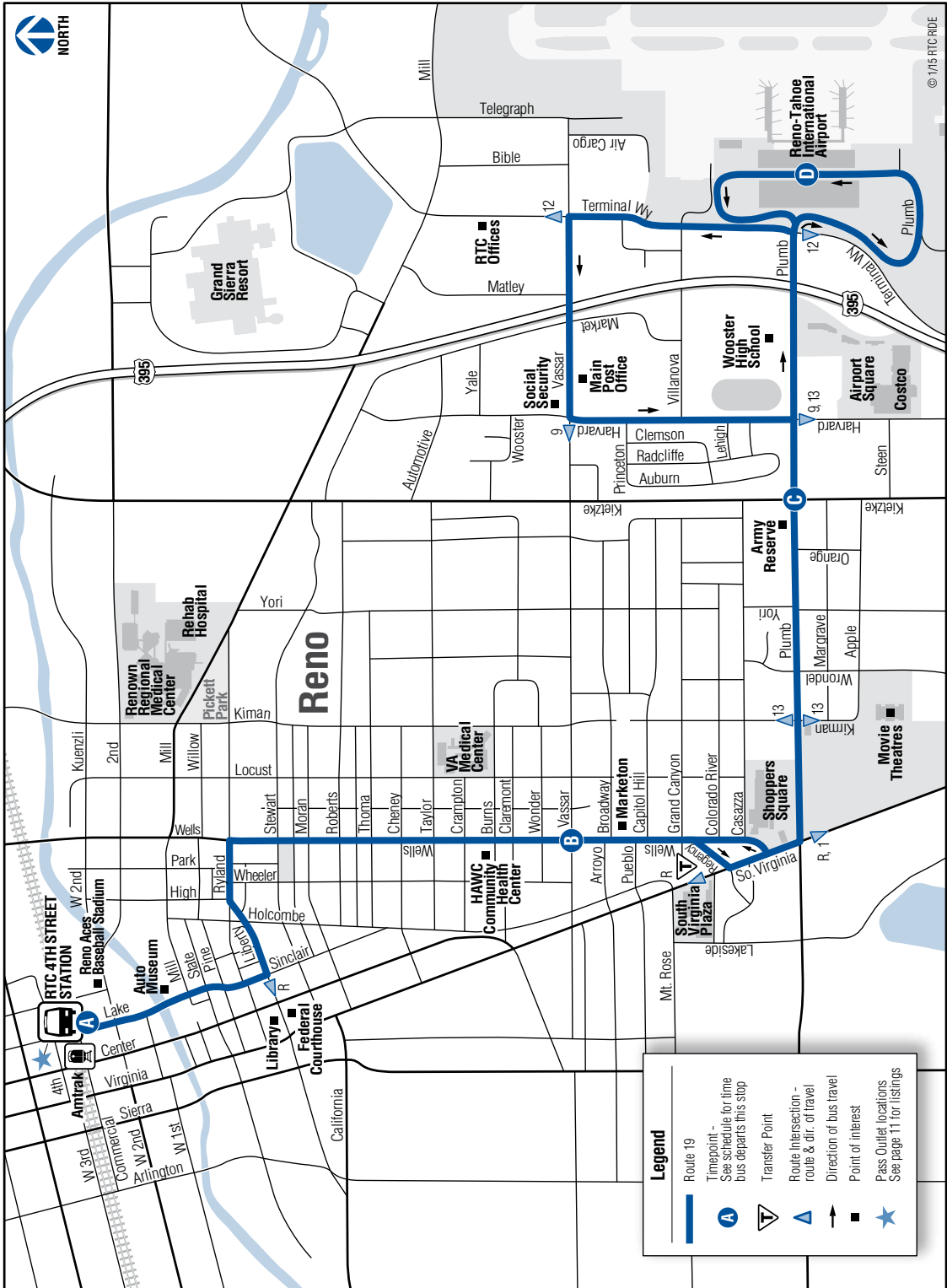
	Gar	5:15	5:22	5:26	5:34	5:37	5:41	5:46	5:51	6:05	18
	18	6:15	6:22	6:26	6:34	6:37	6:41	6:46	6:51	7:05	18
	18	7:15	7:22	7:26	7:34	7:37	7:41	7:46	7:51	8:05	18
	18	8:15	8:22	8:26	8:34	8:37	8:41	8:46	8:51	9:05	18
	18	9:15	9:22	9:26	9:34	9:37	9:41	9:46	9:51	10:05	18
	18	10:15	10:22	10:26	10:34	10:37	10:41	10:46	10:51	11:05	18
	18	11:15	11:22	11:26	11:34	11:37	11:41	11:46	11:51	12:05	18
	18	12:15	12:22	12:26	12:34	12:37	12:41	12:46	12:51	1:05	18
	18	1:15	1:22	1:26	1:34	1:37	1:41	1:46	1:51	2:05	18
	18	2:15	2:22	2:26	2:34	2:37	2:41	2:46	2:51	3:05	18
	18	3:15	3:22	3:26	3:34	3:37	3:41	3:46	3:51	4:05	18
	18	4:15	4:22	4:26	4:34	4:37	4:41	4:46	4:51	5:05	18
	18	5:15	5:22	5:26	5:34	5:37	5:41	5:46	5:51	6:05	18
	18	6:15	6:22	6:26	6:34	6:37	6:41	6:46	6:51	7:01	Gar

Sunday/Holiday

	Gar	6:15	6:22	6:26	6:34	6:37	6:41	6:46	6:51	7:05	18
	18	7:15	7:22	7:26	7:34	7:37	7:41	7:46	7:51	8:05	18
	18	8:15	8:22	8:26	8:34	8:37	8:41	8:46	8:51	9:01	Gar
	Gar	1:15	1:22	1:26	1:34	1:37	1:41	1:46	1:51	2:05	18
	Gar	2:15	2:22	2:26	2:34	2:37	2:41	2:46	2:51	3:05	18
	18	3:15	3:22	3:26	3:34	3:37	3:41	3:46	3:51	4:05	18
	18	4:15	4:22	4:26	4:34	4:37	4:41	4:46	4:51	5:05	18
	18	5:15	5:22	5:26	5:34	5:37	5:41	5:46	5:51	6:01	Gar

18X makes limited stops. Please check the map for locations.

Light Type = AM **Bold Type = PM**



Wells/Airport

ROUTE 19
Monday - Friday

From Downtown Reno

To Downtown Reno

Comes from Route	Depart RTC 4TH STREET STATION A	Wells & Vassar B	Plumb & Kietzke C	Reno-Tahoe Airport D	Plumb & Kietzke C	Wells & Vassar B	Arrive RTC 4TH STREET STATION A	Changes to Route
Gar	6:45	6:53	6:58	7:11	7:19	7:25	7:39	19
19	7:45	7:53	7:58	8:11	8:19	8:25	8:39	19
19	8:45	8:53	8:58	9:11	9:19	9:25	9:39	19
19	9:45	9:53	9:58	10:11	10:19	10:25	10:39	19
19	10:45	10:53	10:58	11:11	11:19	11:25	11:39	19
19	11:45	11:53	11:58	12:11	12:19	12:25	12:39	19
19	12:45	12:53	12:58	1:11	1:19	1:25	1:39	19
19	1:45	1:53	1:58	2:11	2:19	2:25	2:39	19
19	2:45	2:53	2:58	3:11	3:19	3:25	3:39	19
19	3:45	3:53	3:58	4:11	4:19	4:25	4:39	19
19	4:45	4:53	4:58	5:11	5:19	5:25	5:39	19
19	5:45	5:53	5:58	6:11	6:19	6:25	6:36	Gar

Light Type = AM **Bold Type = PM**

No Service on Saturday, Sunday or Holidays

Vandalism of RTC property is a crime!



775-322-4900

TEXT Keyword: SW

847-411

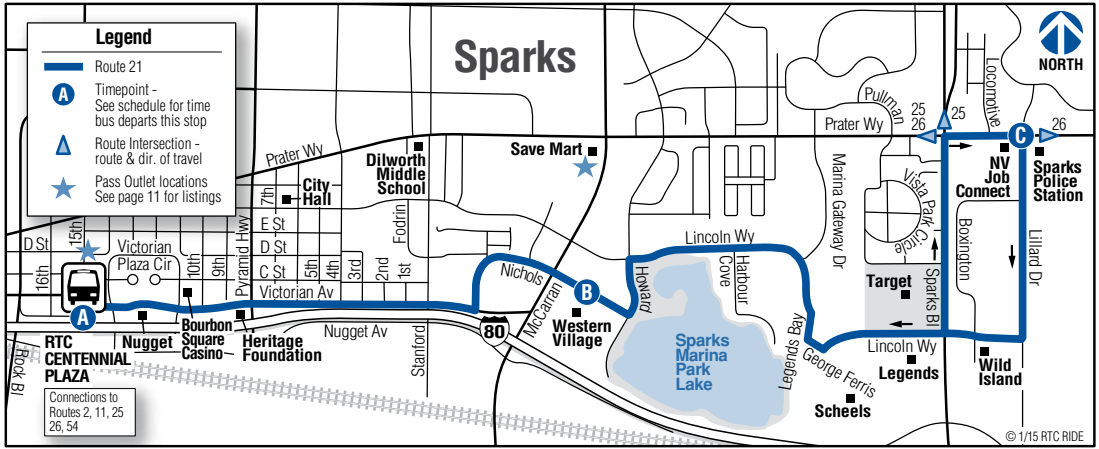
Cash rewards

Remain anonymous





SECRET WITNESS.com™



(Rt. 21 continued on next page)

Monday - Friday

From Downtown Sparks

To Downtown Sparks

Comes from Route	Depart RTC CENTENNIAL PLAZA (A)	Western Village (B)	Lillard & Prater (C)	Western Village (B)	Arrive RTC CENTENNIAL PLAZA (A)	Changes to Route
11	4:35	4:41	4:46	4:55	5:07	11
11	5:35	5:41	5:46	5:55	6:07	11
11	6:20	6:26	6:31	6:40	6:52	11
11	6:50	6:56	7:01	7:10	7:22	11
11	7:20	7:26	7:31	7:40	7:52	11
11	7:50	7:56	8:01	8:10	8:22	11
11	8:20	8:26	8:31	8:40	8:52	11
11	8:50	8:56	9:01	9:10	9:22	11
11	9:20	9:26	9:31	9:40	9:52	11
11	9:50	9:56	10:01	10:10	10:22	11
11	10:20	10:26	10:31	10:40	10:52	11
11	10:50	10:56	11:01	11:10	11:22	11
11	11:20	11:26	11:31	11:40	11:52	11
11	11:50	11:56	12:01	12:10	12:22	11
11	12:20	12:26	12:31	12:40	12:52	11
11	12:50	12:56	1:01	1:10	1:22	11
11	1:20	1:26	1:31	1:40	1:52	11
11	1:50	1:56	2:01	2:10	2:22	11
11	2:20	2:26	2:31	2:40	2:52	11
11	2:50	2:56	3:01	3:10	3:22	11
11	3:20	3:26	3:31	3:40	3:52	11
11	3:50	3:56	4:01	4:10	4:22	11
11	4:20	4:26	4:31	4:40	4:52	11
11	4:50	4:56	5:01	5:10	5:22	11
11	5:20	5:26	5:31	5:40	5:52	11
11	5:50	5:56	6:01	6:10	6:22	11
11	6:20	6:26	6:31	6:40	6:52	11
11	6:50	6:56	7:01	7:10	7:22	Gar
26	7:45	7:51	7:56	8:05	8:17	11
26	8:45	8:51	8:56	9:05	9:17	11
26	9:45	9:51	9:56	10:05	10:17	11
26	10:45	10:51	10:56	11:05	11:17	Gar
26	11:45	11:51	11:56	12:05	12:17	Gar

Light Type = AM **Bold Type = PM**

(Rt. 21 Saturday/Sunday schedule continued on next page)

From Downtown Sparks

To Downtown Sparks

Comes from Route	Depart RTC CENTENNIAL PLAZA A	Western Village B	Lillard & Prater C	Western Village B	Arrive RTC CENTENNIAL PLAZA A	Changes to Route
11	4:35	4:41	4:46	4:55	5:07	11
11	5:35	5:41	5:46	5:55	6:07	11
Gar	6:20	6:26	6:31	6:40	6:52	11
11	6:50	6:56	7:01	7:10	7:22	11
11	7:20	7:26	7:31	7:40	7:52	11
11	7:50	7:56	8:01	8:10	8:22	11
11	8:20	8:26	8:31	8:40	8:52	11
11	8:50	8:56	9:01	9:10	9:22	11
11	9:35	9:41	9:46	9:55	10:07	11
11	10:35	10:41	10:46	10:55	11:07	11
11	11:35	11:41	11:46	11:55	12:07	11
11	12:35	12:41	12:46	12:55	1:07	11
11	1:35	1:41	1:46	1:55	2:07	11
11	2:20	2:26	2:31	2:40	2:52	11
11	2:50	2:56	3:01	3:10	3:22	11
11	3:20	3:26	3:31	3:40	3:52	11
11	3:50	3:56	4:01	4:10	4:22	11
11	4:20	4:26	4:31	4:40	4:52	11
11	4:50	4:56	5:01	5:10	5:22	11
11	5:20	5:26	5:31	5:40	5:52	11
11	5:50	5:56	6:01	6:10	6:22	Gar
11	6:20	6:26	6:31	6:40	6:52	Gar
11	6:50	6:56	7:01	7:10	7:22	Gar
26	7:45	7:51	7:56	8:05	8:17	11
26	8:45	8:51	8:56	9:05	9:17	11
26	9:45	9:51	9:56	10:05	10:17	Gar
26	10:45	10:51	10:56	11:05	11:17	Gar

Sunday/Holiday

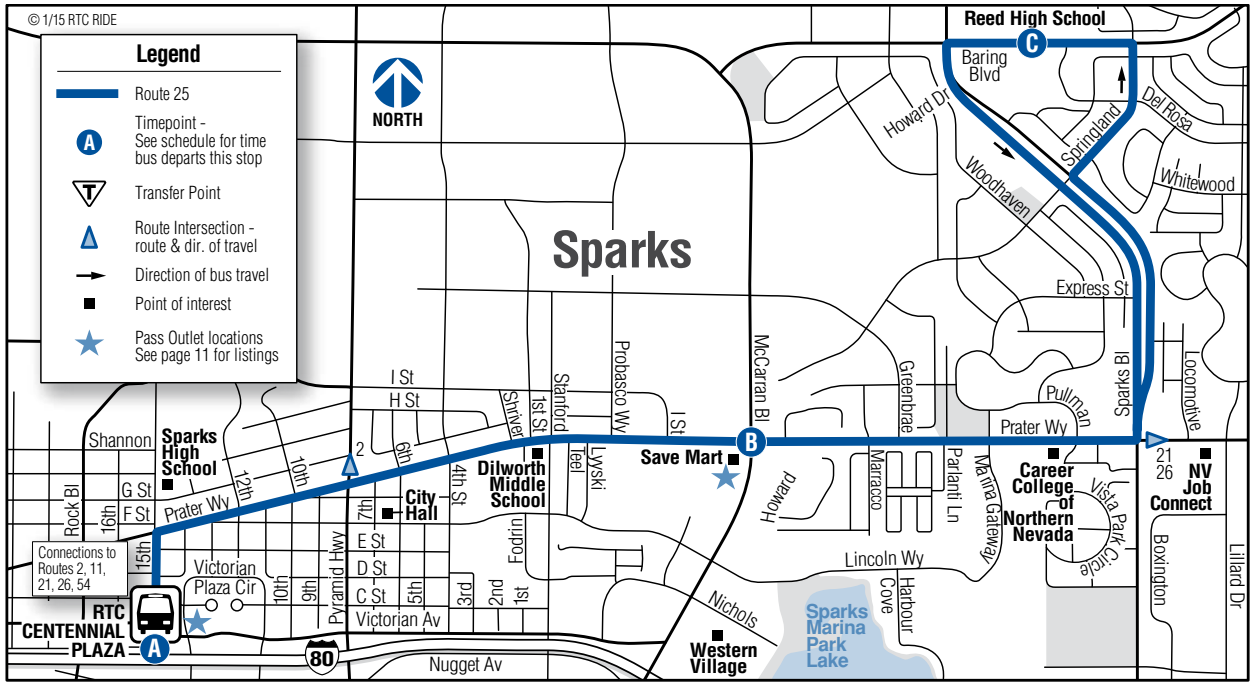
Gar	5:45	5:51	5:56	6:05	6:17	11
26	6:45	6:51	6:56	7:05	7:17	11
26	7:45	7:51	7:56	8:05	8:17	11
26	8:45	8:51	8:56	9:05	9:17	11
26	9:45	9:51	9:56	10:05	10:17	11
26	10:45	10:51	10:56	11:05	11:17	11
26	11:45	11:51	11:56	12:05	12:17	11
26	12:45	12:51	12:56	1:05	1:17	11
26	1:45	1:51	1:56	2:05	2:17	11
26	2:45	2:51	2:56	3:05	3:17	11
26	3:45	3:51	3:56	4:05	4:17	11
26	4:45	4:51	4:56	5:05	5:17	11
26	5:45	5:51	5:56	6:05	6:17	11
26	6:45	6:51	6:56	7:05	7:17	11
26	7:45	7:51	7:56	8:05	8:17	11
26	8:45	8:51	8:56	9:05	9:15	Gar
26	9:45	9:51	9:56	10:05	10:15	Gar

Light Type = AM **Bold Type = PM**

ROUTE 25

RTC CENTENNIAL PLAZA

East Prater/Baring



Monday - Friday

From Downtown Sparks

To Downtown Sparks

Comes from Route	Depart RTC CENTENNIAL PLAZA (A)	Prater & McCarran (B)	Reed High School (C)	Prater & McCarran (B)	Arrive RTC CENTENNIAL PLAZA (A)	Changes to Route
11	6:35	6:40	6:48	6:55	7:06	11
11	7:35	7:40	7:48	7:55	8:06	11
11	8:35	8:40	8:48	8:55	9:06	11
11	9:35	9:40	9:48	9:55	10:06	11
11	10:35	10:40	10:48	10:55	11:06	11
11	11:35	11:40	11:48	11:55	12:06	11
11	12:35	12:40	12:48	12:55	1:06	11
11	1:35	1:40	1:48	1:55	2:06	11
11	2:35	2:40	2:48	2:55	3:06	11
11	3:35	3:40	3:48	3:55	4:06	11
11	4:35	4:40	4:48	4:55	5:06	11
11	5:35	5:40	5:48	5:55	6:06	11
11	6:35	6:40	6:48	6:55	7:06	11

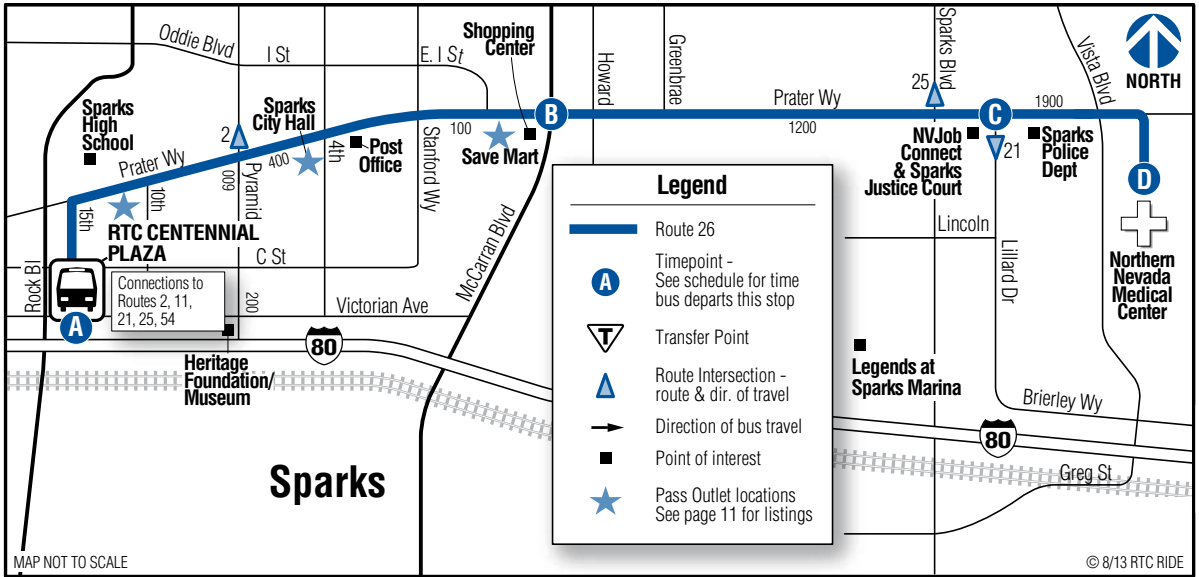
Saturday

11	6:35	6:40	6:48	6:55	7:06	11
11	7:35	7:40	7:48	7:55	8:06	11
11	8:35	8:40	8:48	8:55	9:06	11
11	9:35	9:40	9:48	9:55	10:06	11
11	2:35	2:40	2:48	2:55	3:06	11
11	3:35	3:40	3:48	3:55	4:06	11
11	4:35	4:40	4:48	4:55	5:06	11
11	5:35	5:40	5:48	5:55	6:06	11
11	6:35	6:40	6:48	6:55	7:06	11

Light Type = AM **Bold Type = PM**

No Sunday or Holiday Service

RTC Passenger Services: 348-RIDE (348-7433 Voice); rtwashoe.com; 1-800-326-6868 (TTY)



Monday - Friday

From Downtown Sparks

To Downtown Sparks

Comes from Route	Depart RTC CENTENNIAL PLAZA (A)	Prater & McCarran (B)	Prater & Lillard (C)	Arrive N. Nevada Medical Center (D)	Depart N. Nevada Medical Center (D)	Prater & Lillard (C)	Prater & McCarran (B)	Arrive RTC CENTENNIAL PLAZA (A)	Changes to Route
Gar	—	—	—	—	4:47	4:50	4:55	5:05	2
Gar	5:20	5:25	5:29	5:35	5:35	5:38	5:43	5:53	11
11	6:05	6:10	6:14	6:20	6:20	6:23	6:28	6:38	11
11	7:05	7:10	7:14	7:20	7:20	7:23	7:28	7:38	11
11	8:05	8:10	8:14	8:20	8:20	8:23	8:28	8:38	11
11	9:05	9:10	9:14	9:20	9:20	9:23	9:28	9:38	11
11	10:05	10:10	10:14	10:20	10:20	10:23	10:28	10:38	11
11	11:05	11:10	11:14	11:20	11:20	11:23	11:28	11:38	11
11	12:05	12:10	12:14	12:20	12:20	12:23	12:28	12:38	11
11	1:05	1:10	1:14	1:20	1:20	1:23	1:28	1:38	11
11	2:05	2:10	2:14	2:20	2:20	2:23	2:28	2:38	11
11	3:05	3:10	3:14	3:20	3:20	3:23	3:28	3:38	11
11	4:05	4:10	4:14	4:20	4:20	4:23	4:28	4:38	11
11	5:05	5:10	5:14	5:20	5:20	5:23	5:28	5:38	11
11	6:05	6:10	6:14	6:20	6:20	6:23	6:28	6:38	11
11	7:05	7:10	7:14	7:20	7:20	7:23	7:28	7:38	21
11	8:05	8:10	8:14	8:20	8:20	8:23	8:28	8:38	21
11	9:05	9:10	9:14	9:20	9:20	9:23	9:28	9:38	21
11	10:05	10:10	10:14	10:20	10:20	10:23	10:28	10:38	21
11	11:05	11:10	11:14	11:20	11:20	11:23	11:28	11:38	21

Light Type = AM **Bold Type = PM**

(Rt. 26 Saturday/Sunday schedule continued on next page)

ROUTE 26

Saturday

(Continued from previous page)

East Prater

From Downtown Sparks

To Downtown Sparks

Comes from Route	Depart RTC CENTENNIAL PLAZA A	Prater & McCarran B	Prater & Lillard C	Arrive N. Nevada Medical Center D	Depart N. Nevada Medical Center D	Prater & Lillard C	Prater & McCarran B	Arrive RTC CENTENNIAL PLAZA A	Changes to Route
Gar	—	—	—	—	4:47	4:50	4:55	5:05	2
Gar	5:20	5:25	5:29	5:35	5:35	5:38	5:43	5:53	11
11	6:05	6:10	6:14	6:20	6:20	6:23	6:28	6:38	11
11	7:05	7:10	7:14	7:20	7:20	7:23	7:28	7:38	11
11	8:05	8:10	8:14	8:20	8:20	8:23	8:28	8:38	11
11	9:05	9:10	9:14	9:20	9:20	9:23	9:28	9:38	11
11	10:05	10:10	10:14	10:20	10:20	10:23	10:28	10:38	11
11	11:05	11:10	11:14	11:20	11:20	11:23	11:28	11:38	11
11	12:05	12:10	12:14	12:20	12:20	12:23	12:28	12:38	11
11	1:05	1:10	1:14	1:20	1:20	1:23	1:28	1:38	11
11	2:05	2:10	2:14	2:20	2:20	2:23	2:28	2:38	11
11	3:05	3:10	3:14	3:20	3:20	3:23	3:28	3:38	11
11	4:05	4:10	4:14	4:20	4:20	4:23	4:28	4:38	11
11	5:05	5:10	5:14	5:20	5:20	5:23	5:28	5:38	11
11	6:05	6:10	6:14	6:20	6:20	6:23	6:28	6:38	11
11	7:05	7:10	7:14	7:20	7:20	7:23	7:28	7:38	21
11	8:05	8:10	8:14	8:20	8:20	8:23	8:28	8:38	21
11	9:05	9:10	9:14	9:20	9:20	9:23	9:28	9:38	21
11	10:05	10:10	10:14	10:20	10:20	10:23	10:28	10:38	21

Sunday/Holiday

11	6:05	6:10	6:14	6:20	6:20	6:23	6:27	6:38	21
11	7:05	7:10	7:14	7:20	7:20	7:23	7:27	7:38	21
11	8:05	8:10	8:14	8:20	8:20	8:23	8:27	8:38	21
11	9:05	9:10	9:14	9:20	9:20	9:23	9:27	9:38	21
11	10:05	10:10	10:14	10:20	10:20	10:23	10:27	10:38	21
11	11:05	11:10	11:14	11:20	11:20	11:23	11:27	11:38	21
11	12:05	12:10	12:14	12:20	12:20	12:23	12:27	12:38	21
11	1:05	1:10	1:14	1:20	1:20	1:23	1:27	1:38	21
11	2:05	2:10	2:14	2:20	2:20	2:23	2:27	2:38	21
11	3:05	3:10	3:14	3:20	3:20	3:23	3:27	3:38	21
11	4:05	4:10	4:14	4:20	4:20	4:23	4:27	4:38	21
11	5:05	5:10	5:14	5:20	5:20	5:23	5:27	5:38	21
11	6:05	6:10	6:14	6:20	6:20	6:23	6:27	6:38	21
11	7:05	7:10	7:14	7:20	7:20	7:23	7:27	7:38	21
11	8:05	8:10	8:14	8:20	8:20	8:23	8:27	8:38	21
11	9:05	9:10	9:14	9:20	9:20	9:23	9:27	9:38	21

Light Type = AM **Bold Type = PM**

How to Use the RTC Ticket Vending Machine (TVM)

Ticket vending machines can be used to purchase a single-ride or a 24-hour ticket using your credit card or debit card. 24-hour pass purchase at the RTC RAPID stations are activated at time of purchase.

Tickets are valid on both RTC RAPID and RTC RIDE.

No cash is accepted by these machines.

Three Easy Steps to Purchase Your Ticket:

1. Select your fare type: either Full Fare or Reduced Fare (**BLUE Button**). Note: For Reduced Fare, eligibility ID card is required.
2. Insert credit card or debit card and press the **GREEN Button** to confirm and approve transaction.
3. Take your ticket.

If you make a mistake, press the **RED Cancel Button**.

Single-ride tickets are valid for 90 minutes from the time of purchase.

24-hour tickets are valid for 24-hours from the time of purchase.

When boarding, do not swipe or insert the ticket into the farebox; simply show the driver the ticket.

Questions? Call RTC Passenger Services at 775-348-RIDE(7433).



RTC NextRIDE

For your convenience, now you can receive actual arrival information — not just schedule information — whenever, wherever, and however satellites and advance computer modeling to predict vehicle arrival/departure information and provides real-time maps to passengers.

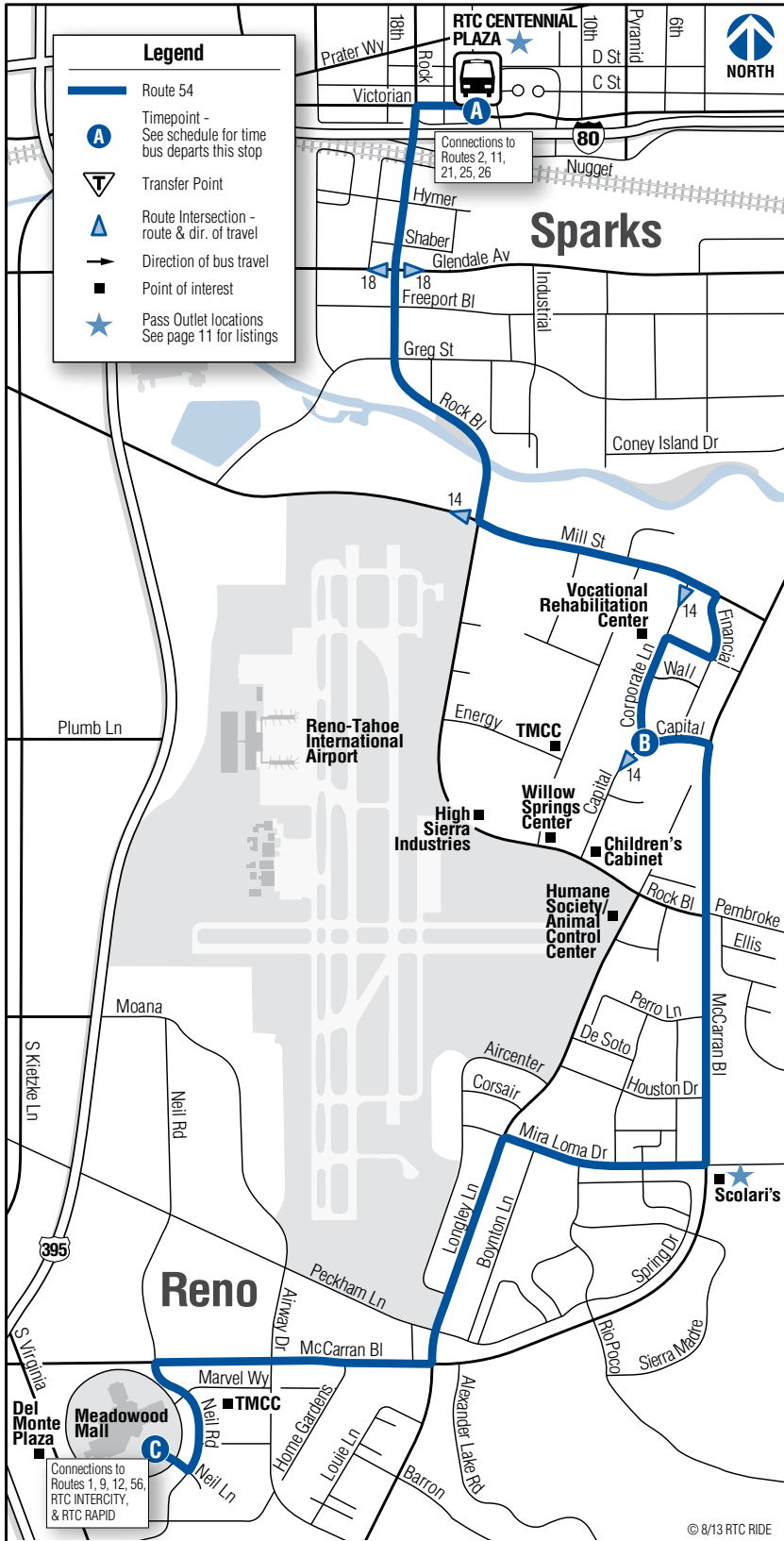
To find out when the next bus will arrive at your stop you can:

- On your smart phone or computer internet browser, enter www.nextbus.com and select Nevada as your Transit System.
- Dial 775-473-1065 for the voice response system and enter your bus stop number (*available online or at bus stop*).
- Text 41411 to get your next bus arrival information and enter your bus stop number.

Only standard SMS charges from one's cell phone company apply. RTC and NextBus do not charge for text messages.

RTC NextRIDE is available for all routes.





Sparks/Meadowood

ROUTE 54

Monday - Friday

From Downtown Sparks

To Downtown Sparks

Comes from Route	Depart RTC CENTENNIAL PLAZA A	Corporater/ Capital B	Arrive Meadowood Mall C	Depart Meadowood Mall C	Corporater/ Capital B	Arrive RTC CENTENNIAL PLAZA A	Changes to Route
Gar	5:30	5:42	5:57	6:00	6:13	6:25	54
54	6:30	6:42	6:57	7:00	7:13	7:25	54
54	7:30	7:42	7:57	8:00	8:13	8:25	54
54	8:30	8:42	8:57	9:00	9:13	9:25	54
54	9:30	9:42	9:57	10:00	10:13	10:25	54
54	10:30	10:42	10:57	11:00	11:13	11:25	54
54	11:30	11:42	11:57	12:00	12:13	12:25	54
54	12:30	12:42	12:57	1:00	1:13	1:25	54
54	1:30	1:42	1:57	2:00	2:13	2:25	54
54	2:30	2:42	2:57	3:00	3:13	3:25	54
54	3:30	3:42	3:57	4:00	4:13	4:25	54
54	4:30	4:42	4:57	5:00	5:13	5:25	54
54	5:30	5:42	5:57	6:00	6:13	6:25	54
54	6:30	6:42	6:57	7:00	7:13	7:25	Gar

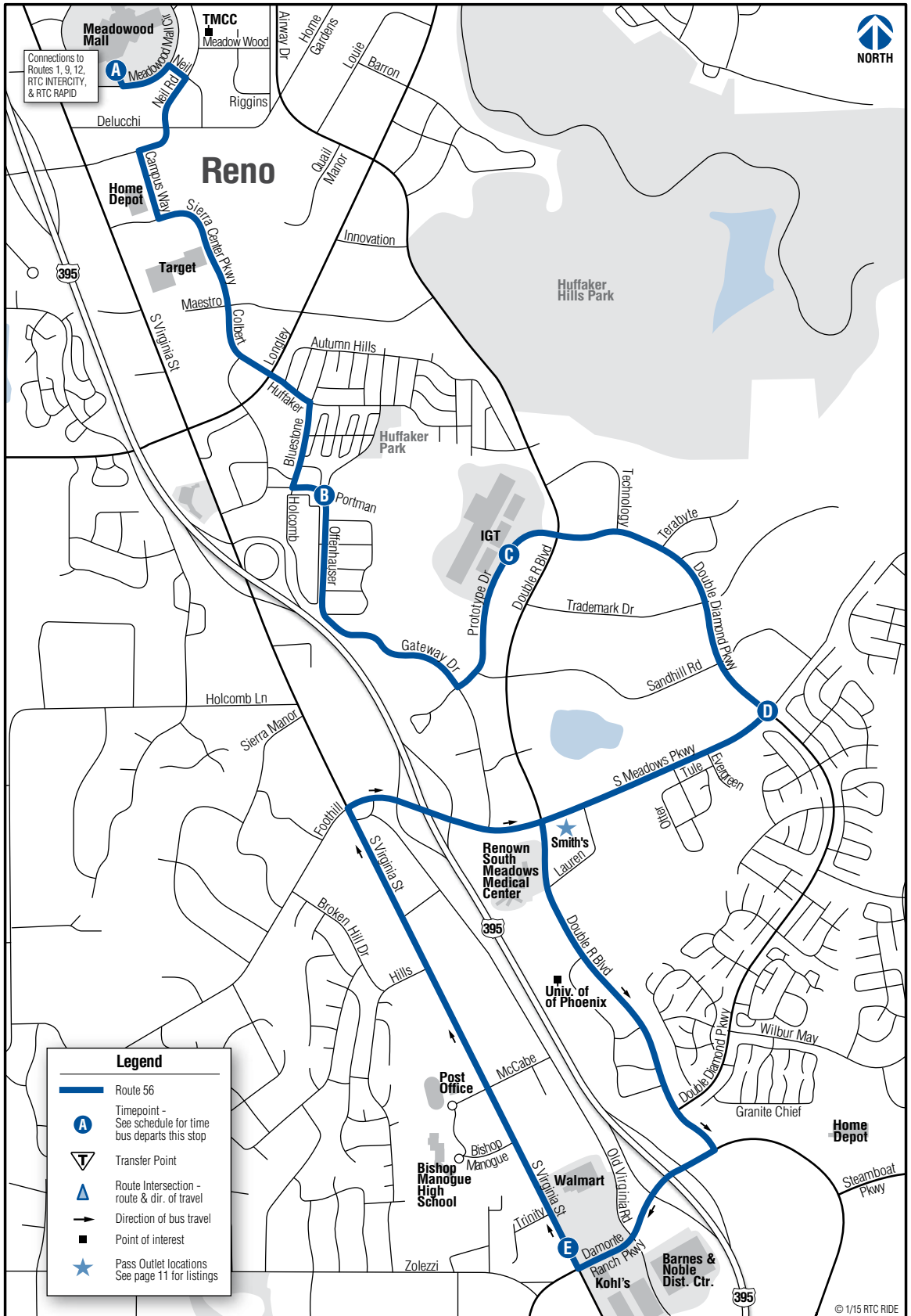
Saturday

Gar	6:30	6:42	6:57	7:00	7:13	7:25	54
54	7:30	7:42	7:57	8:00	8:13	8:25	54
54	8:30	8:42	8:57	9:00	9:13	9:25	54
54	9:30	9:42	9:57	10:00	10:13	10:25	54
54	10:30	10:42	10:57	11:00	11:13	11:25	54
54	11:30	11:42	11:57	12:00	12:13	12:25	54
54	12:30	12:42	12:57	1:00	1:13	1:25	54
54	1:30	1:42	1:57	2:00	2:13	2:25	54
54	2:30	2:42	2:57	3:00	3:13	3:25	54
54	3:30	3:42	3:57	4:00	4:13	4:25	54
54	4:30	4:42	4:57	5:00	5:13	5:25	54
54	5:30	5:42	5:57	6:00	6:13	6:23	Gar

Sunday/Holiday

Gar	7:30	7:42	7:57	8:00	8:13	8:25	54
54	8:30	8:42	8:57	9:00	9:13	9:25	54
54	9:30	9:42	9:57	10:00	10:13	10:25	54
54	10:30	10:42	10:57	11:00	11:13	11:25	54
54	11:30	11:42	11:57	12:00	12:13	12:25	54
54	12:30	12:42	12:57	1:00	1:13	1:25	54
54	1:30	1:42	1:57	2:00	2:13	2:25	54
54	2:30	2:42	2:57	3:00	3:13	3:25	54
54	3:30	3:42	3:57	4:00	4:13	4:25	54
54	4:30	4:42	4:57	5:00	5:13	5:25	54
54	5:30	5:42	5:57	6:00	6:13	6:23	Gar

Light Type = AM **Bold Type = PM**



South Meadows/Damonte Ranch

ROUTE 56
Monday - Friday

From Meadowood Mall

To Meadowood Mall

Comes from Route	Depart Meadowood Mall A	Offenhausser & Portman B	Prototype at TGI C	Double Diamond & S. Meadows D	Arrive Virginia at Walmart E	Depart Virginia at Walmart E	Double Diamond & S. Meadows D	Prototype at TGI C	Offenhausser & Portman B	Arrive Meadowood Mall A	Changes to Route
Gar	5:24	5:29	5:33	5:36	5:44	5:47	5:54	5:58	6:04	6:13	56
Gar	5:54	5:59	6:03	6:06	6:14	6:17	6:24	6:28	6:34	6:43	56
56	6:24	6:29	6:33	6:36	6:44	6:47	6:54	6:58	7:04	7:13	56
56	6:54	7:00	7:04	7:07	7:17	7:20	7:27	7:31	7:37	7:47	56
56	7:24	7:30	7:34	7:37	7:47	7:50	7:57	8:01	8:07	8:17	Gar
56	7:54	8:00	8:04	8:07	8:17	8:20	8:27	8:31	8:37	8:47	56
56	8:54	9:00	9:04	9:07	9:17	9:20	9:27	9:31	9:37	9:47	56
56	9:54	10:00	10:04	10:07	10:17	10:20	10:27	10:31	10:37	10:47	56
56	10:54	11:00	11:04	11:07	11:17	11:20	11:27	11:31	11:37	11:47	56
56	11:54	12:00	12:04	12:07	12:17	12:20	12:27	12:31	12:37	12:47	56
56	12:54	1:00	1:04	1:07	1:17	1:20	1:27	1:31	1:37	1:47	56
56	1:54	2:00	2:04	2:07	2:17	2:20	2:27	2:31	2:37	2:47	56
56	2:54	3:00	3:04	3:07	3:17	3:20	3:27	3:31	3:37	3:47	56
Gar	3:24	3:30	3:34	3:37	3:47	3:50	3:57	4:01	4:07	4:17	56
56	3:54	4:00	4:04	4:07	4:17	4:20	4:27	4:31	4:37	4:47	56
56	4:24	4:30	4:34	4:37	4:47	4:50	4:57	5:01	5:07	5:17	Gar
56	4:54	5:00	5:04	5:07	5:17	5:20	5:27	5:31	5:37	5:47	56
56	5:54	6:00	6:04	6:07	6:17	6:20	6:27	6:31	6:37	6:47	56
56	6:54	6:59	7:03	7:06	7:14	7:17	7:24	7:28	7:34	7:43	56
56	7:54	7:59	8:03	8:06	8:14	8:17	8:24	8:28	8:34	8:43	56
56	8:54	8:59	9:03	9:06	9:14	9:17	9:24	9:28	9:34	9:43	56
56	9:54	9:59	10:03	10:06	10:14	10:17	10:24	10:28	10:34	10:41	Gar

Saturday

Gar	5:54	5:59	6:03	6:06	6:14	6:17	6:24	6:28	6:34	6:43	56
Gar	6:54	6:59	7:03	7:06	7:14	7:17	7:24	7:28	7:34	7:43	56
56	7:54	7:59	8:03	8:06	8:14	8:17	8:24	8:28	8:34	8:43	56
56	8:54	9:00	9:04	9:07	9:17	9:20	9:27	9:31	9:37	9:47	56
56	9:54	10:00	10:04	10:07	10:17	10:20	10:27	10:31	10:37	10:47	56
56	10:54	11:00	11:04	11:07	11:17	11:20	11:27	11:31	11:37	11:47	56
56	11:54	12:00	12:04	12:07	12:17	12:20	12:27	12:31	12:37	12:47	56
56	12:54	1:00	1:04	1:07	1:17	1:20	1:27	1:31	1:37	1:47	56
56	1:54	2:00	2:04	2:07	2:17	2:20	2:27	2:31	2:37	2:47	56
56	2:54	3:00	3:04	3:07	3:17	3:20	3:27	3:31	3:37	3:47	56
56	3:54	4:00	4:04	4:07	4:17	4:20	4:27	4:31	4:37	4:47	56
56	4:54	5:00	5:04	5:07	5:17	5:20	5:27	5:31	5:37	5:47	56
56	5:54	6:00	6:04	6:07	6:17	6:20	6:27	6:31	6:37	6:47	56
56	6:54	6:59	7:03	7:06	7:14	7:17	7:24	7:28	7:34	7:43	56
56	7:54	7:59	8:03	8:06	8:14	8:17	8:24	8:28	8:34	8:41	Gar

Sunday

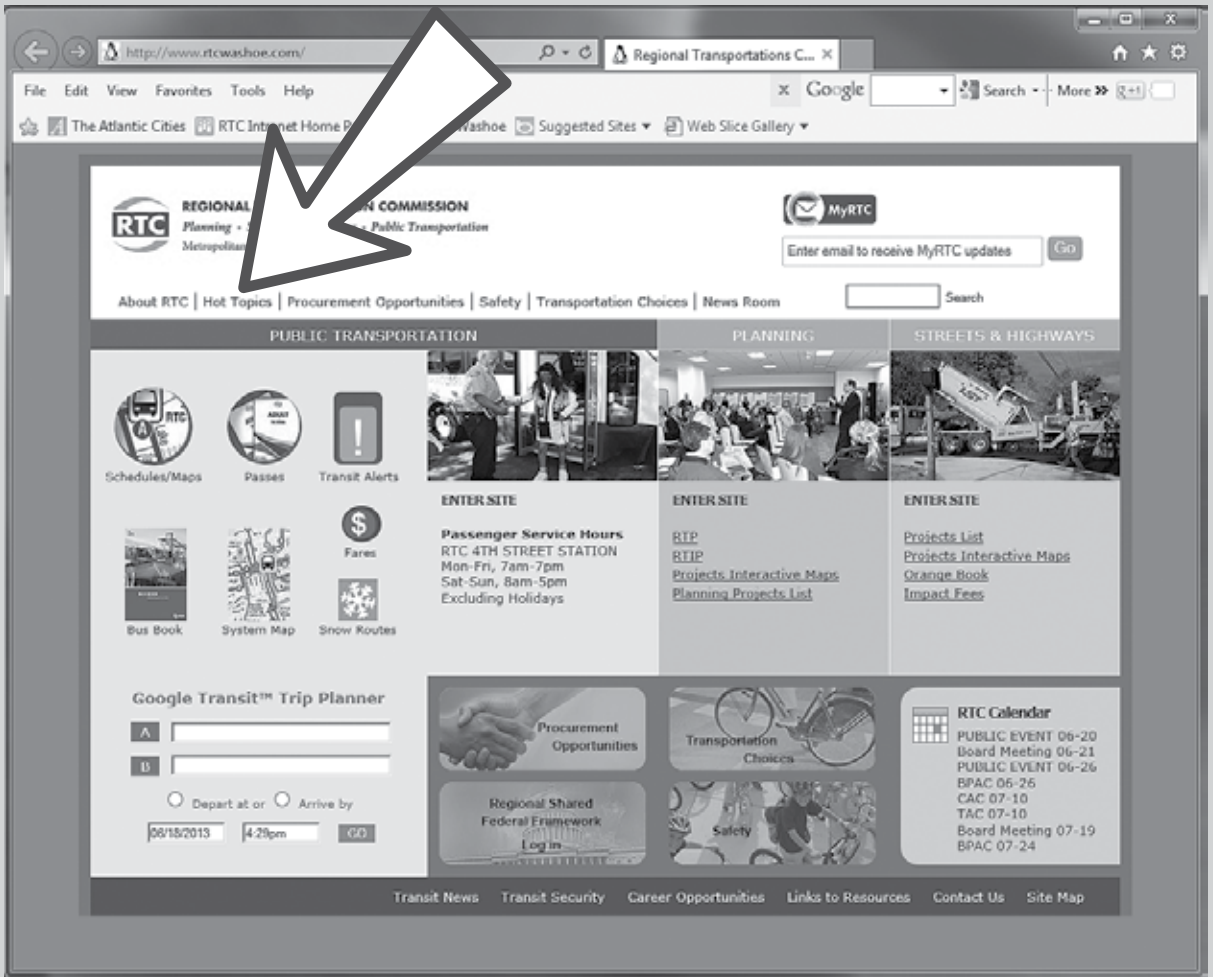
Gar	6:54	6:59	7:03	7:06	7:14	7:17	7:24	7:28	7:34	7:43	56
56	7:54	7:59	8:03	8:06	8:14	8:17	8:24	8:28	8:34	8:43	56
56	8:54	8:59	9:03	9:06	9:14	9:17	9:24	9:28	9:34	9:43	56
56	9:54	10:00	10:04	10:07	10:17	10:20	10:27	10:31	10:37	10:47	56
56	10:54	11:00	11:04	11:07	11:17	11:20	11:27	11:31	11:37	11:47	56
56	11:54	12:00	12:04	12:07	12:17	12:20	12:27	12:31	12:37	12:47	56
56	12:54	1:00	1:04	1:07	1:17	1:20	1:27	1:31	1:37	1:47	56
56	1:54	2:00	2:04	2:07	2:17	2:20	2:27	2:31	2:37	2:47	56
56	2:54	3:00	3:04	3:07	3:17	3:20	3:27	3:31	3:37	3:47	56
56	3:54	4:00	4:04	4:07	4:17	4:20	4:27	4:31	4:37	4:47	56
56	4:54	4:59	5:03	5:06	5:14	5:17	5:24	5:28	5:34	5:43	56
56	5:54	5:59	6:03	6:06	6:14	6:17	6:24	6:28	6:34	6:41	Gar

Light Type = AM **Bold Type = PM**

Servicio de Atención al Cliente de RTC: 348-RIDE (348-7433 Voz); www.rtcwashoe.com; 1-800-3226-6868 (TTY)

Click **HOT TOPICS** and **Stay Informed!**

RTC is dedicated to keeping our community informed. The latest information about RTC is posted at rtcwashoe.com. On the Hot Topics page, you can read the latest on upcoming transit service changes, road projects, events and special programs.





RTC INTERCITY

RTC INTERCITY FARES Effective Aug. 11, 2013

Rides on RTC INTERCITY are paid in cash or with passes only. Drivers cannot make change. Please have exact change available.



Free Transfers to RTC RIDE, RTC RAPID, RTC ACCESS, and JAC (Jump Around Carson)

One-way fares	Regular Fare	With Transfer
Adult	\$5.00	\$3.50
Reduced*	\$2.50	\$1.50
With RTC ACCESS ID	\$2.50	\$1.00
Children 5 & under	Free	Free

10-ride RTC INTERCITY pass

Adult	\$42.50
Reduced*	\$21.25

* Reduced fares for youth (6-18 or middle and high school students at any age) and Seniors (65+) and disabled require special ID when boarding.

TRANSFERS

A transfer must be requested when you pay your fare. Transfers are only valid the date they are issued. Transfers may be used to board RTC RIDE, RTC RAPID, or RTC ACCESS in Reno, or BlueGO or JAC in Carson City.

From RTC INTERCITY to RTC RIDE or RTC RAPID

Insert your RTC INTERCITY transfer into the RTC RIDE farebox. If you will be transferring again to reach your final destination, request your transfer back from the driver.

From RTC RIDE or RTC RAPID to RTC INTERCITY

If you have an RTC RIDE transfer or 24-hour, 7-day or 31-day pass, you pay a discounted RTC INTERCITY fare. See "With Transfer" on the above fare chart.

From RTC INTERCITY to JAC and JAC Assist

Passengers transferring from RTC INTERCITY to JAC ride free for one trip. Request a transfer when boarding RTC INTERCITY. Call (775) 841-7433 for JAC Assist reservations and Fare information.

From JAC to RTC INTERCITY

When transferring from JAC TO RTC INTERCITY, you pay a discounted RTC INTERCITY fare. See "With Transfer" on the above fare chart.

From RTC INTERCITY to BlueGO

Passengers transferring from RTC INTERCITY to BlueGO ride for \$2.00 for one trip. Request a transfer when boarding RTC INTERCITY.

From BlueGO to RTC INTERCITY

When transferring from BlueGO to RTC INTERCITY, you pay a discounted RTC INTERCITY fare. Show your BlueGO Day GO Pass to the RTC INTERCITY driver.

From RTC INTERCITY to RTC ACCESS

Call (775) 348-5438 for RTC ACCESS trip reservations. TTY 348-0412.

HOLIDAYS WITH NO SERVICE -

New Year's Day, Memorial Day, Independence Day, Labor Day, Thanksgiving Day & Christmas Day.

For information call

775-348-7433

Service brought to you by Carson City RTC and the Regional Transportation Commission of Washoe County.

Monday - Friday

From Downtown Reno

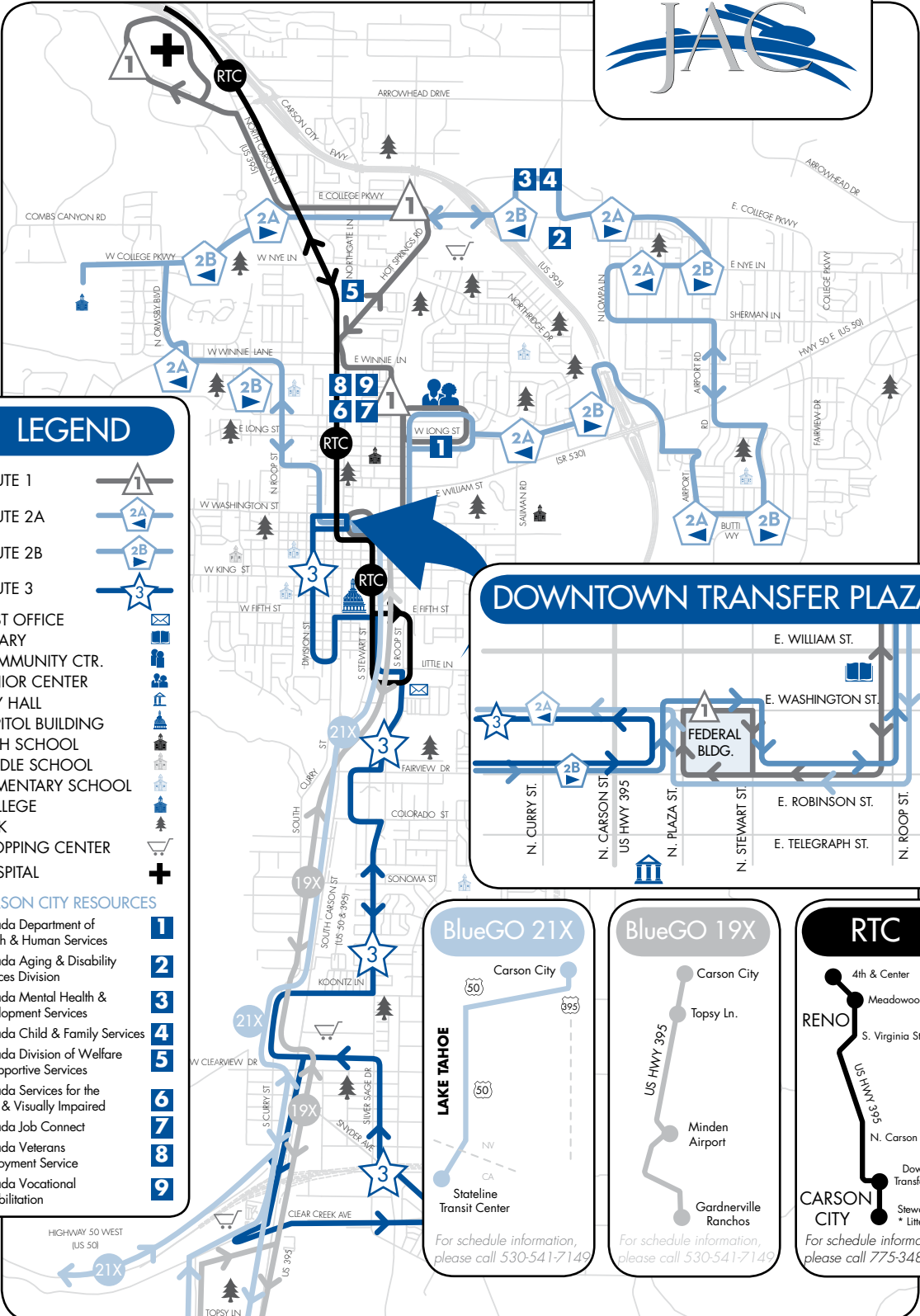
Carson City

To Downtown Reno

Depart RTC 4TH STREET STATION (A)	Meadowood Mall (B)	Walmart @ Virginia/Damonte (C)	N Carson St & College Parkway (D)	Arrive Nevada Dept. of Transportation (E)	Depart Nevada Dept. of Transportation (E)	N Carson St & College Parkway (D)	Walmart @ Virginia/Damonte (C)	Meadowood Mall (B)	Arrive RTC 4TH STREET STATION (A)
5:47	6:00	6:06	6:33	6:45	6:50	7:00	7:25	7:35	7:52
6:17	6:30	6:36	7:03	7:15	7:20	7:30	7:55	8:05	8:22
6:47	7:00	7:06	7:33	7:45	7:50	8:00	8:25	8:35	8:52
3:05	3:19	3:25	3:52	4:05	4:10	4:21	4:46	4:59	5:17
4:05	4:19	4:25	4:52	5:05	5:10	5:21	5:46	5:59	6:17
5:27	5:41	5:47	6:14	6:27	6:32	6:43	7:08	7:21	7:37

Light Type = AM **Bold Type = PM**

No Weekend Service



LEGEND

- ROUTE 1
- ROUTE 2A
- ROUTE 2B
- ROUTE 3
- POST OFFICE
- LIBRARY
- COMMUNITY CTR.
- SENIOR CENTER
- CITY HALL
- CAPITOL BUILDING
- HIGH SCHOOL
- MIDDLE SCHOOL
- ELEMENTARY SCHOOL
- COLLEGE
- PARK
- SHOPPING CENTER
- HOSPITAL

CARSON CITY RESOURCES

- 1 Nevada Department of Health & Human Services
- 2 Nevada Aging & Disability Services Division
- 3 Nevada Mental Health & Development Services
- 4 Nevada Child & Family Services
- 5 Nevada Division of Welfare & Supportive Services
- 6 Nevada Services for the Blind & Visually Impaired
- 7 Nevada Job Connect
- 8 Nevada Veterans Employment Service
- 9 Nevada Vocational Rehabilitation

DOWNTOWN TRANSFER PLAZA

BlueGO 21X

For schedule information, please call 530-541-7149

BlueGO 19X

For schedule information, please call 530-541-7149

RTC

For schedule information, please call 775-348-7433



For more information call 775-841-RIDE or visit www.rideJAC.com

Northern Carson Area

JAC ROUTE 1 Monday - Saturday

From Downtown Carson

To Downtown Carson

Depart Transfer Pt. N. Plaza/ Federal Bldg	Roop/ Washington (Library)	Senior Center	Hot Springs/ Retail (Walmart)	Carson In-Rise Regional Medical Ctr	Hot Springs/ Retail (Walmart)	Senior Center	Arrive Transfer Pt. N. Plaza/ Federal Bldg
6:30	6:33	6:35	6:43	6:54	7:10	7:16	7:24
7:30	7:33	7:35	7:43	7:54	8:10	8:16	8:24
8:30	8:33	8:35	8:43	8:54	9:10	9:16	9:24
9:30	9:33	9:35	9:43	9:54	10:10	10:16	10:24
10:30	10:33	10:35	10:43	10:54	11:10	11:16	11:24
11:30	11:33	11:35	11:43	11:54	12:10	12:16	12:24
12:30	12:33	12:35	12:43	12:54	1:10	1:16	1:24
1:30	1:33	1:35	1:43	1:54	2:10	2:16	2:24
2:30	2:33	2:35	2:43	2:54	3:10	3:16	3:24
3:30	3:33	3:35	3:43	3:54	4:10	4:16	4:24
4:30	4:33	4:35	4:43	4:54	5:10	5:16	5:24
5:30	5:33	5:35	5:43	5:54	6:10	6:16	6:24

North Town Clockwise – West/East Carson Area

JAC ROUTE 2A Monday - Saturday

From Downtown Carson

To Downtown Carson

Depart Transfer Pt. N. Plaza/ Federal Bldg	Fleischmann/ Mountain	Western Nevada College	Hot Springs/ Retail (Walmart)	Airport Rd./ E. Williams (US 50)	Health & Human Services	Roop/ Washington (Library)	Arrive Transfer Pt. N. Plaza/ Federal Bldg
6:30	6:33	6:39	6:48	7:02	7:16	7:20	7:24
7:30	7:33	7:39	7:48	8:02	8:16	8:20	8:24
8:30	8:33	8:39	8:48	9:02	9:16	9:20	9:24
9:30	9:33	9:39	9:48	10:02	10:16	10:20	10:24
10:30	10:33	10:39	10:48	11:02	11:16	11:20	11:24
11:30	11:33	11:39	11:48	12:02	12:16	12:20	12:24
12:30	12:33	12:39	12:48	1:02	1:16	1:20	1:24
1:30	1:33	1:39	1:48	2:02	2:16	2:20	2:24
2:30	2:33	2:39	2:48	3:02	3:16	3:20	3:24
3:30	3:33	3:39	3:48	4:02	4:16	4:20	4:24
4:30	4:33	4:39	4:48	5:02	5:16	5:20	5:24
5:30	5:33	5:39	5:48	6:02	6:16	6:20	6:24

North Town Counter Clockwise – East/West Carson Area

JAC ROUTE 2B Monday - Saturday

From Downtown Carson

To Downtown Carson

Depart Transfer Pt. N. Plaza/ Federal Bldg	Roop/ Washington (Library)	Senior Center	Airport Rd./ E. Williams (US 50)	Hot Springs/ Retail (Walmart)	Western Nevada College	Fleischmann/ Mountain	Arrive Transfer Pt. N. Plaza/ Federal Bldg
6:30	6:33	6:36	6:49	7:02	7:11	7:18	7:24
7:30	7:33	7:36	7:49	8:02	8:11	8:18	8:24
8:30	8:33	8:36	8:49	9:02	9:11	9:18	9:24
9:30	9:33	9:36	9:49	10:02	10:11	10:18	10:24
10:30	10:33	10:36	10:49	11:02	11:11	11:18	11:24
11:30	11:33	11:36	11:49	12:02	12:11	12:18	12:24
12:30	12:33	12:36	12:49	1:02	1:11	1:18	1:24
1:30	1:33	1:36	1:49	2:02	2:11	2:18	2:24
2:30	2:33	2:36	2:49	3:02	3:11	3:18	3:24
3:30	3:33	3:36	3:49	4:02	4:11	4:18	4:24
4:30	4:33	4:36	4:49	5:02	5:11	5:18	5:24
5:30	5:33	5:36	5:49	6:02	6:11	6:18	6:24

South Carson Area

JAC ROUTE 3 Monday - Saturday

From Downtown Carson

To Downtown Carson

Depart Transfer Pt. N. Plaza/ Federal Bldg	10th/Curry	Stewart/ Little	Fuji Park	Silver Sage/ Clearview (Southgate Plaza)	Stewart/ Little	10th/Curry	Arrive Transfer Pt. N. Plaza/ Federal Bldg
6:30	6:35	6:39	6:50	6:57	7:10	7:14	7:24
7:30	7:35	7:39	7:50	7:57	8:10	8:14	8:24
8:30	8:35	8:39	8:50	8:57	9:10	9:14	9:24
9:30	9:35	9:39	9:50	9:57	10:10	10:14	10:24
10:30	10:35	10:39	10:50	10:57	11:10	11:14	11:24
11:30	11:35	11:39	11:50	11:57	12:10	12:14	12:24
12:30	12:35	12:39	12:50	12:57	1:10	1:14	1:24
1:30	1:35	1:39	1:50	1:57	2:10	2:14	2:24
2:30	2:35	2:39	2:50	2:57	3:10	3:14	3:24
3:30	3:35	3:39	3:50	3:57	4:10	4:14	4:24
4:30	4:35	4:39	4:50	4:57	5:10	5:14	5:24
5:30	5:35	5:39	5:50	5:57	6:10	6:14	6:24

Shaded area operates on Saturdays. No service on Sundays or holidays.

Light Type = AM **Bold Type = PM**

RTC SMART TRIPS is a free service to encourage everyone to use sustainable transportation modes and trip reduction strategies. Visit rtcwashoe.com for more information on:

- Public transportation discounts employers can offer their employees
- Carpooling
- Vanpooling
- Bicycling
- Walking
- Telecommuting
- Flexible work schedules
- Trip matches - *find Bike, Bus and Carpool Buddies online*



Destinations By Location

CONVENTION/EVENT CENTERS

Aces Ballpark	All routes <i>except</i> 21, 25, 26, 54, 56
Lawlor Events Center	7
Livestock Events Center	2/2s, 5, 15
Mackay Stadium	7, 17
Moana Stadium	R, 1, 6
Pioneer Center for Performing Arts	R, 1, 14
Reno Ballroom/Reno Events Center	All routes <i>except</i> 21, 25, 26, 54, 56
Reno/Sparks Convention Center	R, 1, 6, 9
Victorian Square	2, 11, 21, 25, 26

HOSPITALS

HAWC Community Health Center	19
Northern Nevada Medical Center	26
Saint Mary's Medical Center	3, 4
Veterans Medical Center	13, 19
Renown	9, 12, 13, 14, 18
Renown South Meadows	56
West Hills Hospital	2/2s, 5, 15

HOTEL/CASINOS

Atlantis	R, 1, 6
Baldini's	18/18X, 54
Bonanza Casino	7, 17
Bourbon Square	21
Cal-Neva	R, 1, 9, 14
Circus Circus	3, 4, 7, 16, 17
Eldorado	All routes <i>except</i> 21, 25, 26, 54, 56
Gold Dust West	3, 4
Grand Sierra Resort	12, 14, 18
Harrah's Reno	All routes <i>except</i> 21, 25, 26, 54, 56
John Ascuaga's Nugget	2, 11, 21, 25, 26
Peppermill	R, 1
Sands Regency Hotel/Casino	3, 4, 6, 16
Sierra Sid's	21
Silver Legacy	All routes <i>except</i> 21, 25, 26, 54, 56
Terrible's Rail City Casino	11
Western Village	21

LIBRARIES

Duncan-Traner Branch	2/2s, 5, 15
UNR Mathewson-IGT Knowledge Center	7, 17
Northwest Branch	3, 4
North Valleys Branch	7
Reno Central Branch	R, 1
Sierra View Branch	R, 1

MUSEUMS

Nevada Museum of Art	R, 1, 6
Fleischmann Planetarium	7, 17
National Automobile Museum	9, 14, 19
Nevada Historical Society	7, 17
Sparks Heritage Foundation & Museum	2, 11, 21, 25, 26
Terry Lee Wells Discovery Museum	R, 1
Wilbur D. May Museum & Arboretum	7, 17

PARKS & POOLS

Alf Sorensen Community Center	25
Idlewild Park	16
Mira Loma Park	54
Paradise Park	2/2s
Rancho San Rafael Park	7, 17
Shadow Mountain Complex	25
Sparks Marina	21
Virginia Lake	R, 1, 6
Wild Island	21
Wingfield Park	R, 1, 6

MOVIE THEATRES

Century 14 Sparks	2, 11, 21, 25, 26, 54
Century 16 Reno	R, 1, 13
Century Riverside Cinemas	R, 1, 6, 16
Galaxy Luxury + IMAX Sparks	21

TAKE ROUTE

HIGH SCHOOLS/COLLEGES

Hug H.S.	5, 15
Manogue H.S.	56
McQueen H.S.	3, 4
Reed H.S.	25
Reno H.S.	16
Sparks H.S.	2s, 11
Washoe H.S.	16
Wooster H.S.	9, 13, 19
Truckee Meadows Community College (TMCC)	15
TMCC, Meadowood Center	R, 1, 12, 54, 56
TMCC, Applied Tech Center	14
TMCC Performing Arts Center	3
University of Nevada, Reno (UNR)	R, 1, 7, 17

TAKE ROUTE

SHOPPING CENTERS & MALLS

Del Monte Plaza	R, 1, 9
Fire Creek Crossing	9
Franktown Corners	9, 13
Greenbrae Shopping Center	2
Ironhorse/Silver State/McCarran Shopping Centers	21, 25, 26
Keystone Square	3, 4
Kietzke Center	9
Legends at Sparks Marina	21
Meadowood Mall	R, 1, 9, 12, 54, 56
Moana West Shopping Center	6
North Hills Shopping Center	7
Northtowne	15
Reno Town Mall	R, 1, 6
Ridgeview Plaza	3, 4
Shoppers Square	R, 1, 13, 19
Sierra Town Center	56
Smithridge Plaza	R, 1, 9, 54
Sun Valley Shopping Center	5

GOVERNMENT AGENCIES

Department of Motor Vehicles	11
Jan Evans Juvenile Justice Center	17
Federal Building & Courthouse	R, 1, 16
Food Stamps	R, 1, 2, 6
Housing Authority of Reno, Sparks & Washoe County	2/2s
Immigration Services	56
Internal Revenue Service	R, 1
NV Job Connect	R, 1, 6, 21, 25, 26
NV Mental Health Institute	18/18X
Social Security	9, 19
Vocational Rehabilitation	14, 54
Washoe County Detention Center/Sheriff's Dept	17
Washoe County Health Department	2/2s
Welfare Office	R, 1, 2, 6

SERVICE AGENCIES

Care Chest of Sierra Nevada	7, 17
Children's Cabinet	14, 54
Continuum	6
High Sierra Industries	14
NNCIL	2
WARC	5, 15

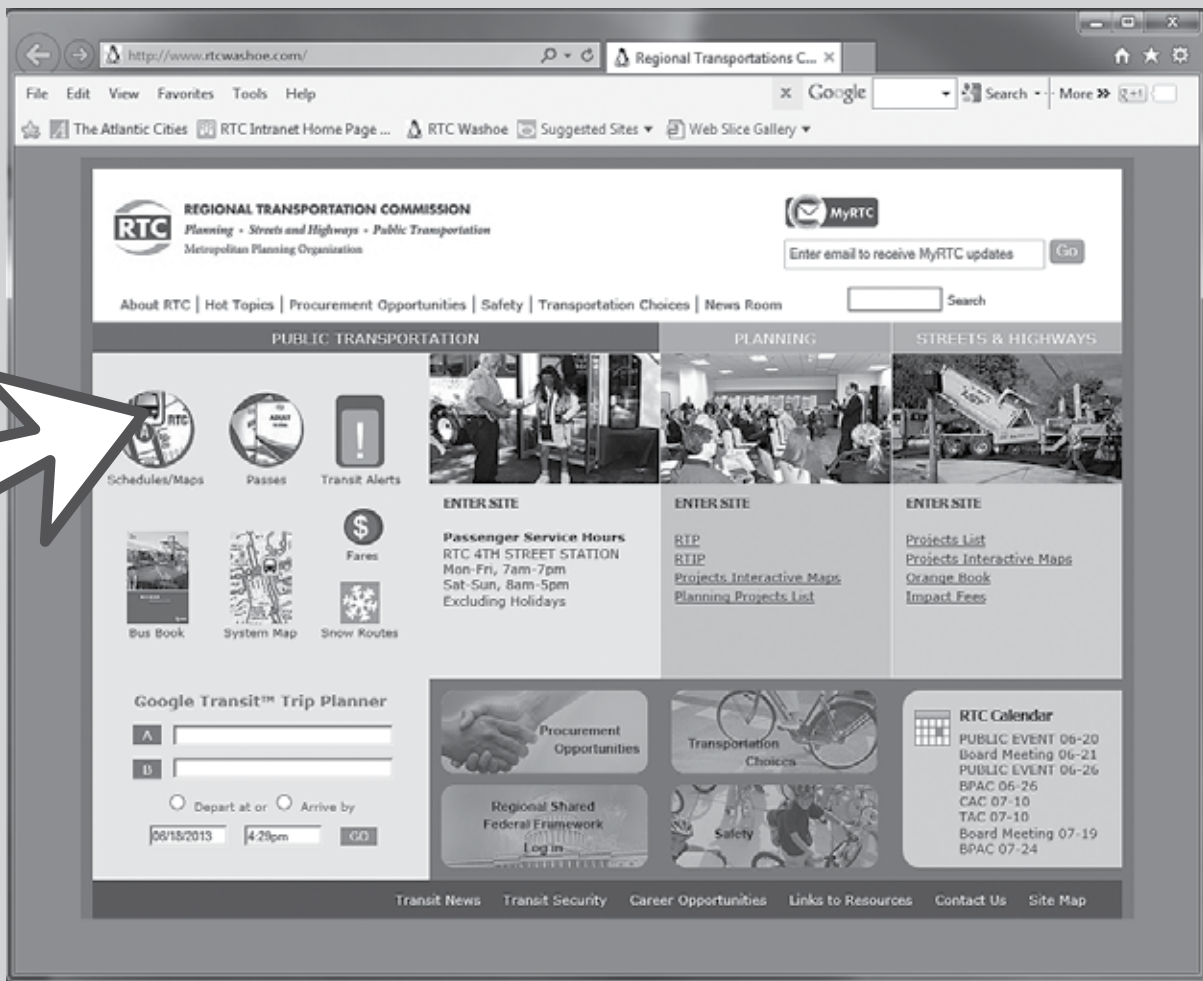
TRANSPORTATION

Amtrak Train Station	All routes <i>except</i> 21, 25, 26, 54, 56
Greyhound Bus Station	16
Megabus	2, 11, 21, 25, 26, 54
Reno/Tahoe International Airport	12, 19
RTC Offices (1105 Terminal Way)	12, 14, 19

R: RTC RAPID

Download Schedules and Maps for your Commute!

Less paper, less waste,
less stuff to carry.



Go to rtcwashoe.com and click on the Schedules/Maps icon under Public Transportation. On the Schedules and Maps page, click your desired route's schedule or map link, print and GO!

rtcwashoe.com

775-348-RIDE





The **SIERRA SPIRIT** route will take you from Reno to the University of Nevada, Reno, all around downtown and back!

EVERY 15-20 MINUTES
Every Day
7:00 AM-7:00 PM

To learn more about the **SIERRA SPIRIT** route, call **348-RIDE** or visit rtcwashoe.com

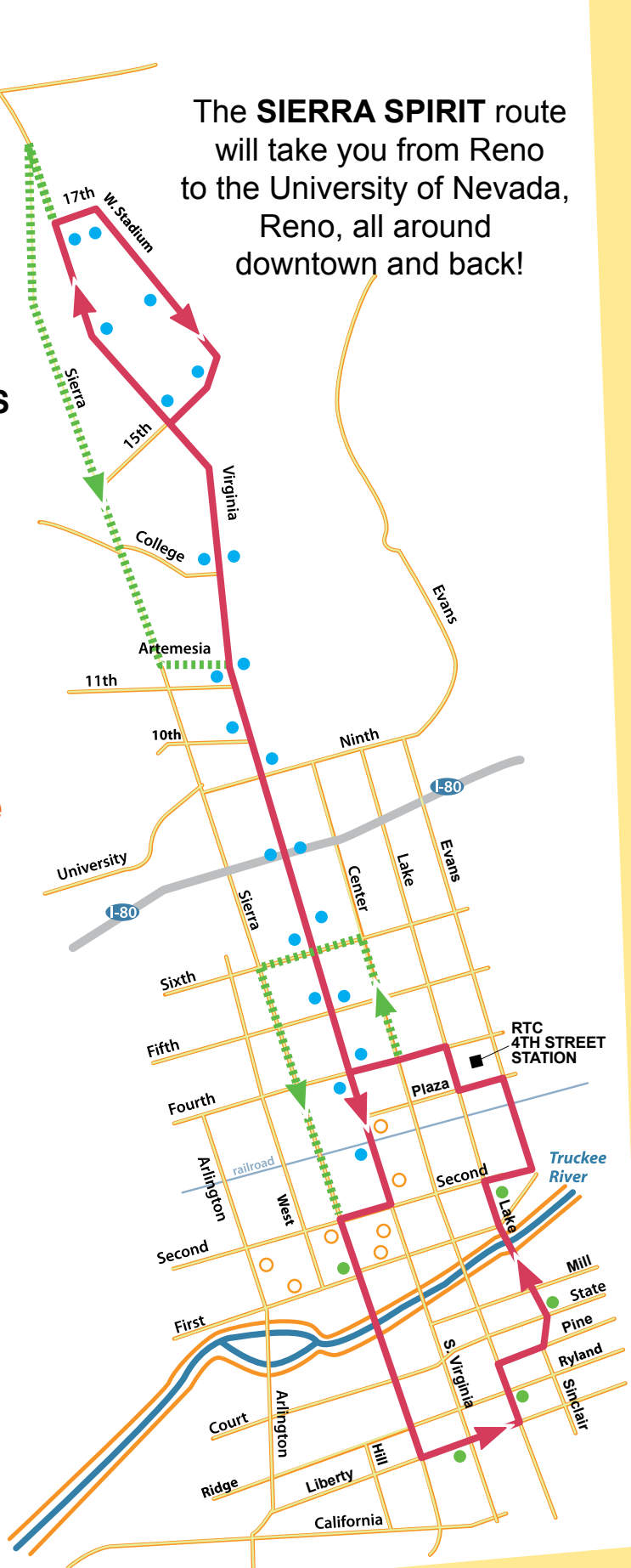
25¢ Regular fare
10¢ Reduced fare



SIERRA SPIRIT
bus stop locations

LEGEND

- SIERRA SPIRIT Route
- SIERRA SPIRIT Special Event Detour Routing (most events)
- SIERRA SPIRIT Route bus stop locations
- New stops
- Eliminated stops



RTC NextRIDE

For your convenience, now you can receive actual arrival information — not just schedule information — whenever, wherever, and however you want. RTC NextRIDE uses Global Positioning System (GPS) tracking satellites and advance computer modeling to predict vehicle arrival/departure information and provides real-time maps to passengers.



To find out when the next bus will arrive at your stop you can:

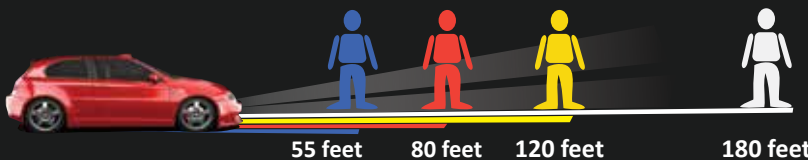
- On your smart phone or computer internet browser, enter www.nextbus.com and select Nevada as your Transit System.
- Dial 775-473-1065 for the voice response system and enter your bus stop number (*available online or at bus stop*).
- Text 41411 to get your next bus arrival information and enter your bus stop number.

Only standard SMS charges from one's cell phone company apply. RTC and NextBus do not charge for text messages.

RTC NextRIDE is available for all routes.

Be safe. I'm closer than you think.

Distance when a driver may first see a pedestrian.



Vehicle Stopping Distance:

69 feet at 20 mph	123 feet at 30 mph	189 feet at 40 mph	260 feet at 60 mph
----------------------	-----------------------	-----------------------	-----------------------

Many factors (reaction time, pavement condition, vehicle size, tire age, driver experience, etc.) may increase stopping distances greatly. Without additional lighting sources, a driver may only see as far as his headlights illuminate the road — 160 feet, or less due to road curves or elevation changes. Increase your visibility with bright colors, reflective materials, and flashing lights. For more safety tips see www.StreetSmartNV.com.



REGIONAL TRANSPORTATION COMMISSION

Planning • Streets and Highways • Public Transportation

Metropolitan Planning Organization

PO Box 30002
Reno, NV 89520

775-348-RIDE